



en **Parts Manual**
MAXI-POWER™ 15XR



TABLE OF CONTENTS

1.0 AXLE/TONGUE/OUTRIGGERS

Axle and Wheels	(1.1)
Skid Mount	(1.2)
Fenders	(1.3)
Tongue	(1.4)
Tongue Couplers	(1.5)

2.0 TRAILER BASE PARTS

Engine Cradle	(2.1)
Rear Panel	(2.2)
Power Lugs Rear Panel	(2.3)
Stringer	(2.4)
Front Panels with Standard Air Vent Deflectors	(2.5)
Front Panels with Optional Air Vent Covers	(2.6)
Front Cover	(2.7)
Quarters Panels	(2.8)
Doors	(2.9)
Manual Canister	(2.10)

3.0 BUSSMAN PDM CONTROL BOX GROUP

Bussman PDM Control Box Install Group	(3.1)
Bussman PDM Control Box Door	(3.2)
DSE 4520 MK II Control Box Assembly Group	(3.3)
DSE 4520 MK II Fuse Box	(3.4)
DSE L401 Bussman PDM Control Box Assembly Group I	(3.5)
DSE L401 Bussman PDM Control Box Assembly Group II	(3.6)
DSE L401 Bussman PDM Fuse Box	(3.7)
2-30A RV 2-50A RV NEMA Outlet Package	(3.8)
2-30A Twistlock 2-50A CS6369 Twistlock Outlet Package	(3.9)
2-30A Twistlock 2-50A RV NEMA Outlet Package	(3.10)

MAXI-POWER™ 15XR

TABLE OF CONTENTS

4.0 CHIEF PDM CONTROL BOX GROUP

Chief PDM Control Box Install Group	(4.1)
Chief PDM Control Box Door	(4.2)
DSE L401 Chief PDM Control Box Assembly Group	(4.3)
DSE L401 Chief PDM Fuse Box	(4.4)
2-30A & 2-50A Twistlock NEMA Outlet Package	(4.5)
2-30A & 2-50A RV NEMA Outlet Package	(4.6)
2-30A TL, 1-30A & 1-50A RV NEMA Outlet Package	(4.7)
2-30A RV, 1-50A RV & 1-50A Twistlock Outlet Package	(4.8)
Distribution Blocks	(4.9)

5.0 TRAILER ELECTRICAL

Battery Cables	(5.1)
Battery Disconnect Cables	(5.2)
Battery Charger and Battery Blanket Options	(5.3)
Side Marker Lights and Tail Lights	(5.4)
Breakaway Kit I	(5.5)
Breakaway Kit II	(5.6)
Emergency Stop	(5.7)
Power Lug Box Install Group	(5.8)
Power Lug Plate Assembly Group	(5.9)

6.0 ENGINE AND FUEL TANK PARTS

Engine Isolator Mounts	(6.1)
Fluid Containment Drain Cap	(6.2)
Fuel Tanks	(6.3)
Fuel Level Sender	(6.4)
Heated Fuel/Water Separator	(6.5)
Radiator Coolant Recovery Tank	(6.6)
Power Lug Panel Radiator Coolant Recovery Tank	(6.7)
Radiator Coolant Drain Group	(6.8)
Radiator Cold Front Group	(6.9)
Oil Drain Group	(6.10)

TABLE OF CONTENTS

7.0 CAT C1.5 TURBO ENGINE GROUP

Perkins/CAT 1.5 Turbo Engine Assembly Group	(7.1)
Perkins/CAT 1.5 Turbo Engine Fuel Lines	(7.2)
Perkins/CAT 1.5 Turbo Engine Shocker Group	(7.3)
Perkins/CAT C1.5 Turbo Engine PacBrake Group	(7.4)
15kW 1PH Marathon Generator	(7.5)
15kW 1PH Marathon Generator Cord Install Group	(7.6)

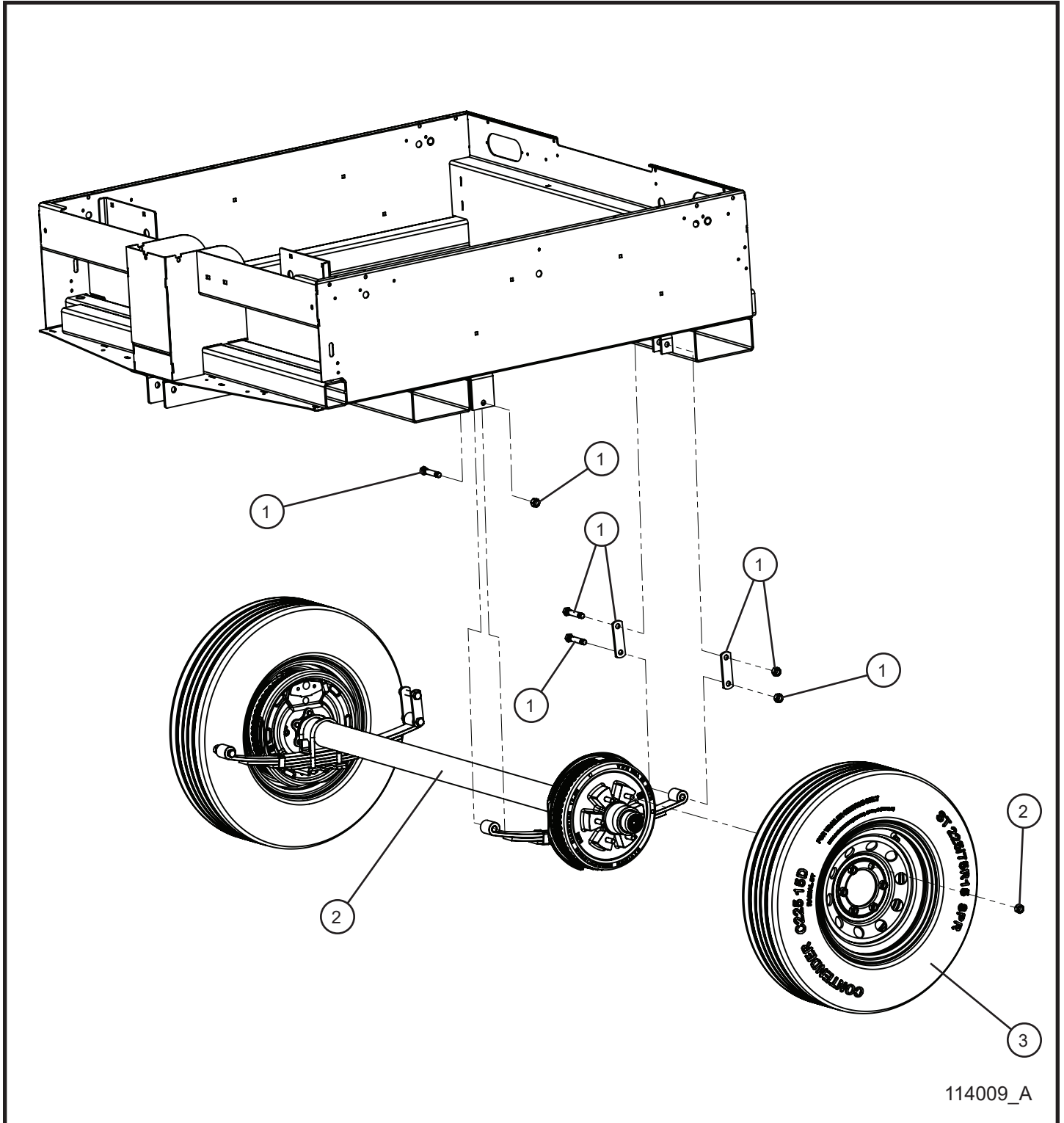
8.0 DECAL GROUP

Door Branding Decals	(8.1)
Domestic English Safety Decals	(8.2)
International Wordless Safety Decals	(8.3)
Electrical Decals	(8.4)

MAXI-POWER™ 15XR

TABLE OF CONTENTS

1.1 - Axle and Wheels



MAXI-POWER™ 15XR

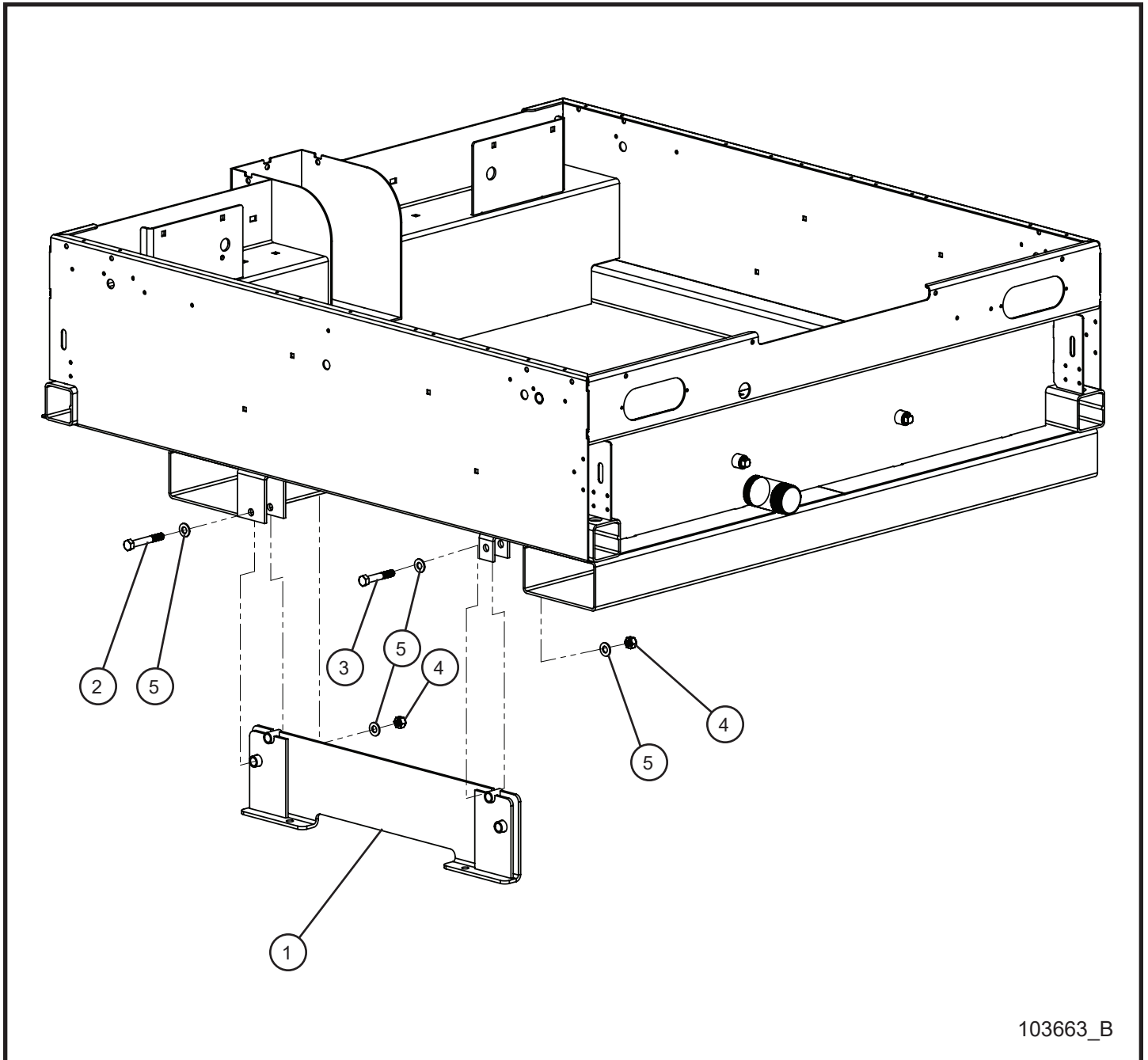
SN 44-000001 and UP

1.1 - Axle and Wheels

Item	Part No.	Part Description	Qty.
1	117120	SUSPENSION KIT SINGLE AXLE	1
2	110278	AXLE 5200LBS ELECTRIC BRAKE MAXI-LITE	1
3	110331	WHEEL-6 BOLT ST225/75R15 LOAD RANGE D	2
NS	022200	1/4 LOOM FLEX GUARD x 23.0	1

*NS - NOT SHOWN

1.2 - Skid Mount



103663_B

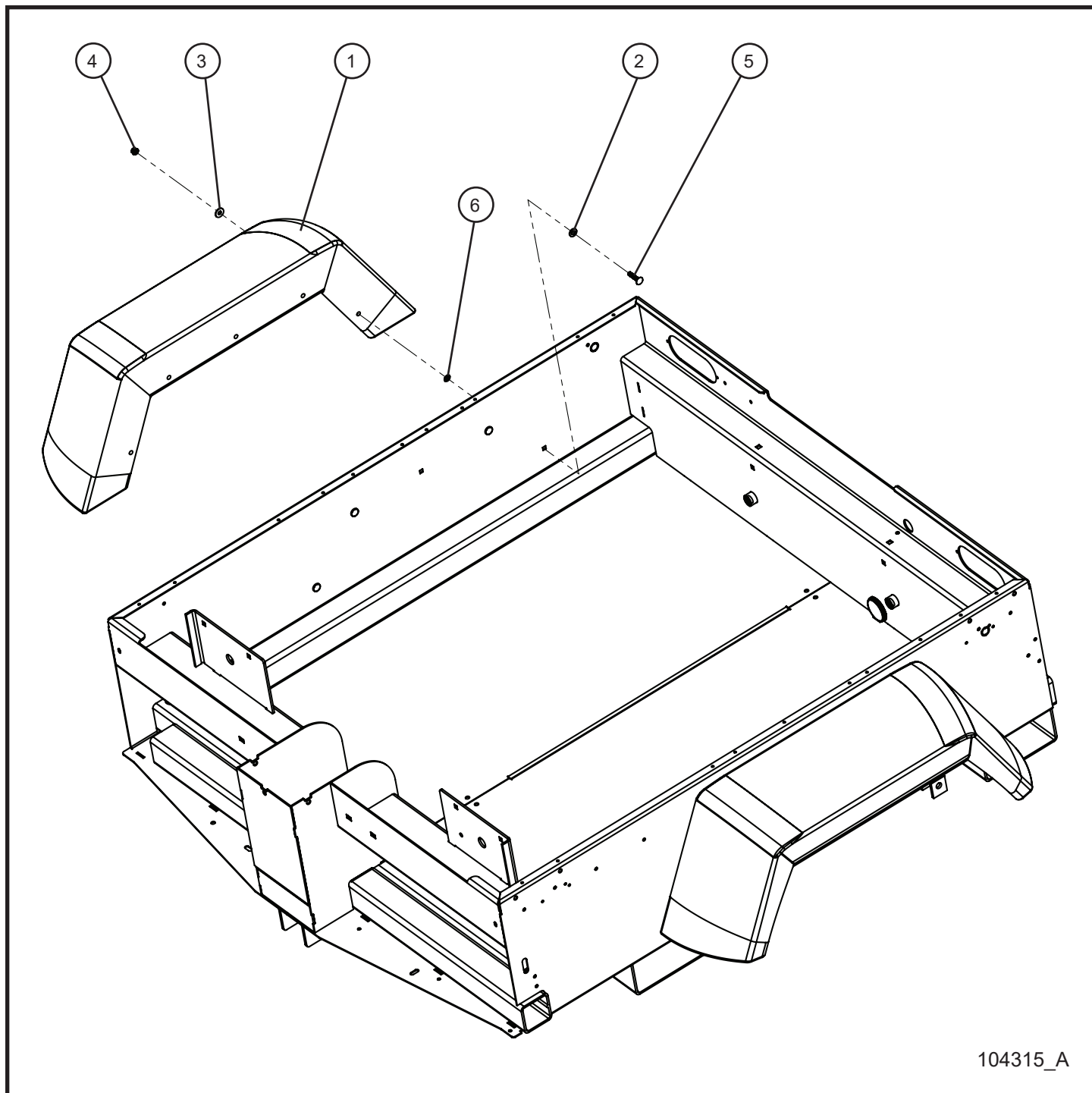
MAXI-POWER™ 15XR

SN 44-000001 and UP

1.2 - Skid Mount

Item	Part No.	Part Description	Qty.
1	113141P	SKID MOUNT MAXI II	2
2	046215	1/2-13 x 3 1/2 HEX HEAD BOLT	2
3	046210	1/2-13 x 3 HEX HEAD BOLT	2
4	044048	1/2-13 NYLOCK HEX NUT	4
5	047025	1/2 FLAT WASHER	8

1.3 - Fenders



104315_A

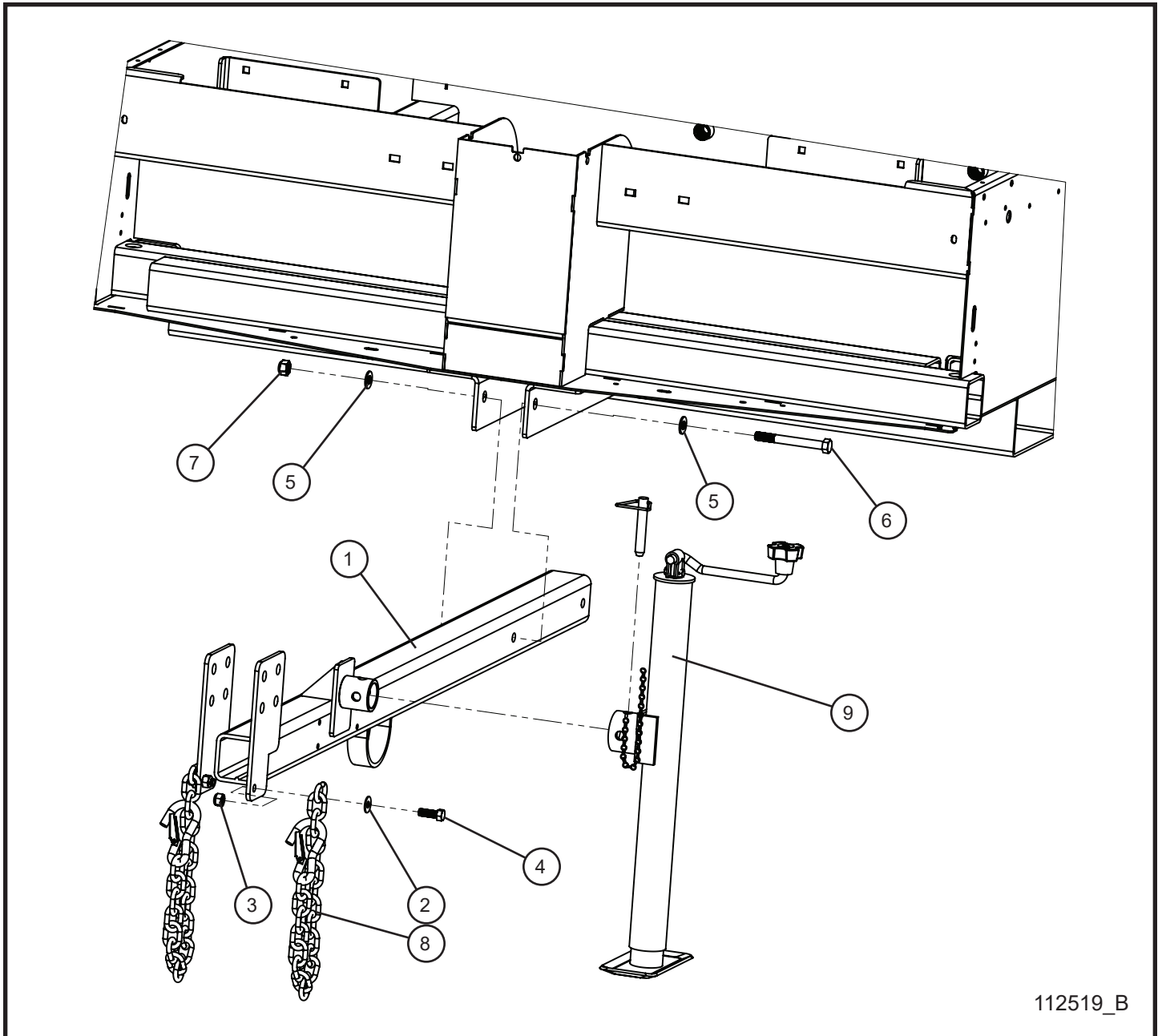
MAXI-POWER™ 15XR

SN 44-000001 and UP

1.3 - Fenders

Item	Part No.	Part Description	Qty.
1	103066	FENDER ROTATION MOLDED 15 INCH EMBEDDED DECAL	2
2	100644	RUBBER WASHER BLACK NEOPRENE	8
3	047010	5/16 FLAT WASHER PL	8
4	044031	5/16-18 KEPS HEX NUT PL	8
5	053023	5/16-18 x 1 1/2 CARRIAGE BOLT PL	8
6	045217	5/16 PUSH NUT	8

1.4 - Tongue



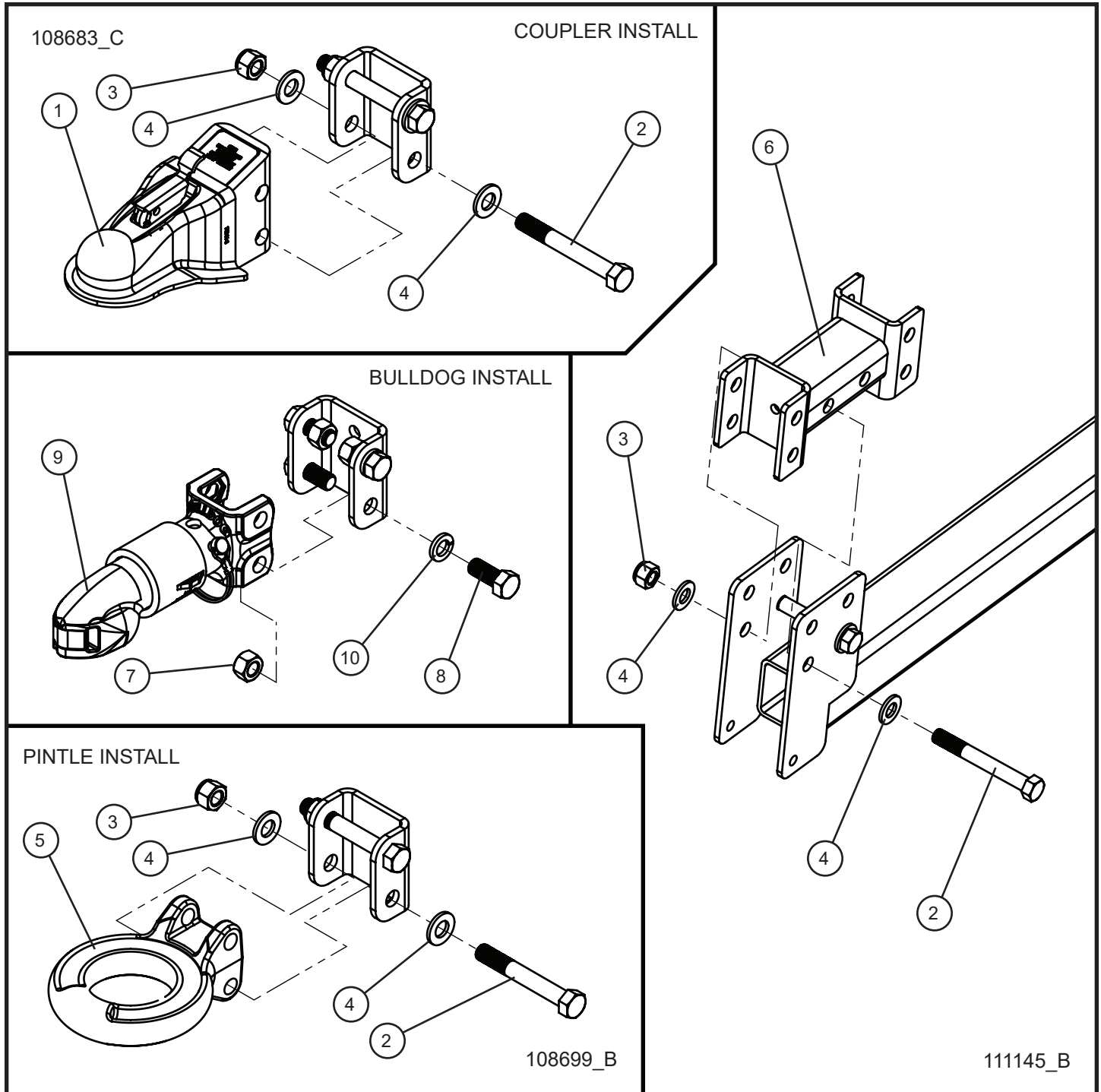
MAXI-POWER™ 15XR

SN 44-000001 and UP

1.4 - Tongue

Item	Part No.	Part Description	Qty.
1	112377P	TONGUE WELDMENT REVERSIBLE COUPLER	1
2	047015	3/8 FLAT WASHER	2
3	044043	7/16-14 NYLOCK HEX NUT	2
4	046159	7/16-14 x 1 1/4 HEX HEAD BOLT	2
5	047025	1/2 FLAT WASHER	4
6	046225	1/2-13 x 4 1/2 HEX HEAD BOLT	2
7	044048	1/2-13 NYLOCK HEX NUT	2
8	049040	SAFETY CHAIN	2
9	108727	TOP CRANK JACK TUBE MOUNT	2

1.5 - Tongue Couplers



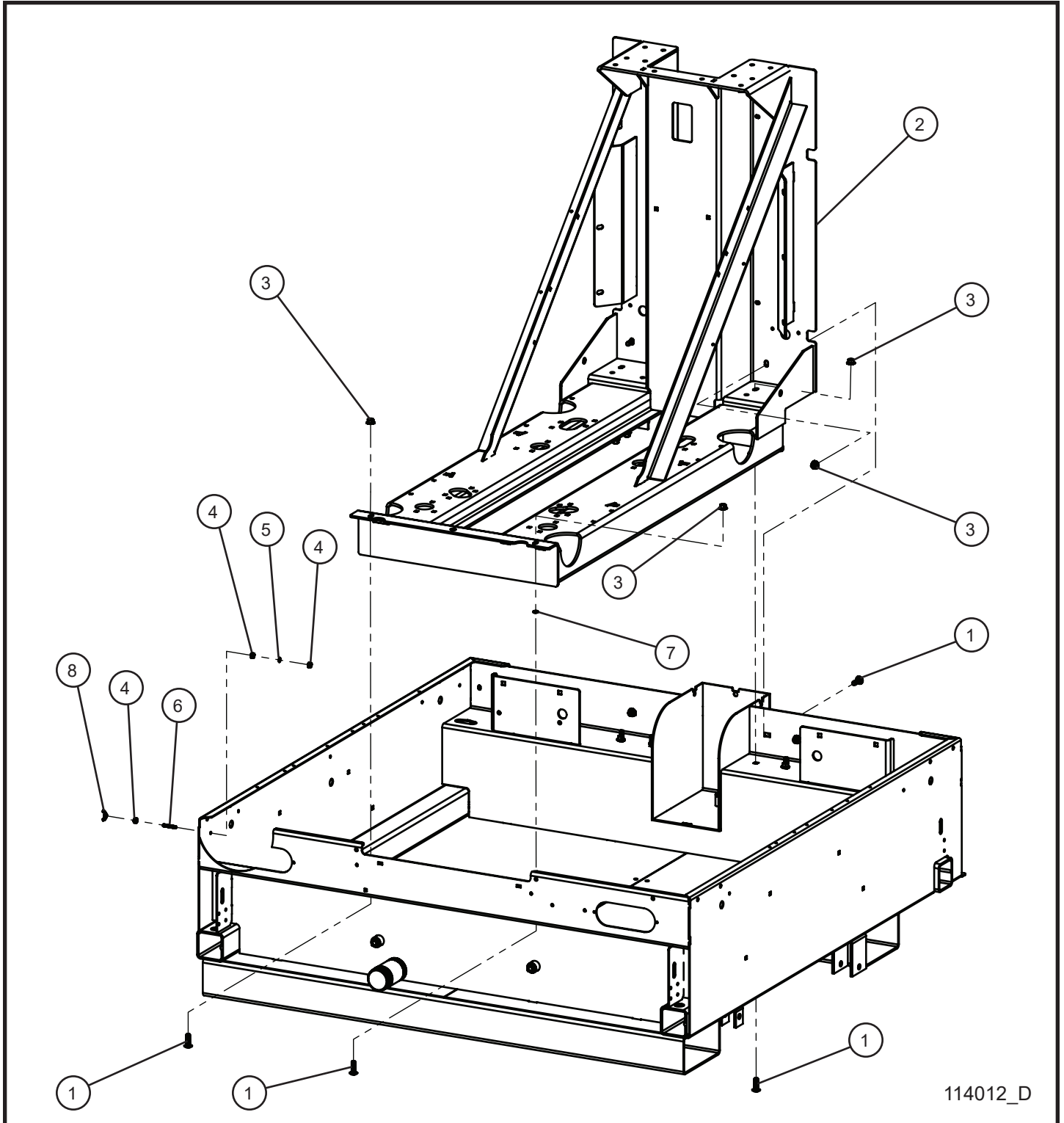
MAXI-POWER™ 15XR

SN 44-000001 and UP

1.5 - Tongue Couplers

Item	Part No.	Part Description	Qty.
1	109977	COUPLER BALL 2.00 ADJUSTABLE STAMPED	1
	109976	COUPLER BALL 2.313 ADJUSTABLE STAMPED	1
2	046255	5/8-11 x 5 HEX HEAD BOLT	4
3	044053	5/8-11 NYLOCK HEX NUT	4
4	047031	5/8 FLAT WASHER	10
5	106720	RING PINTLE 3.00 ADJUSTABLE	1
6	111148P	REVERSIBLE COUPLER TONGUE MOUNT	1
7	044050	5/8-11 HEX NUT	4
8	046245	5/8-11 x 1 1/2 HEX HEAD BOLT	4
9	109978	COUPLER BALL 2.00 BULLDOG HITCH 7,000 LBS	1
	109979	COUPLER BALL 2.313 BULLDOG HITCH 12,500 LBS	1
10	043101	5/8 SPLITLOCK WASHER	4

2.1 - Engine Cradle



114012_D

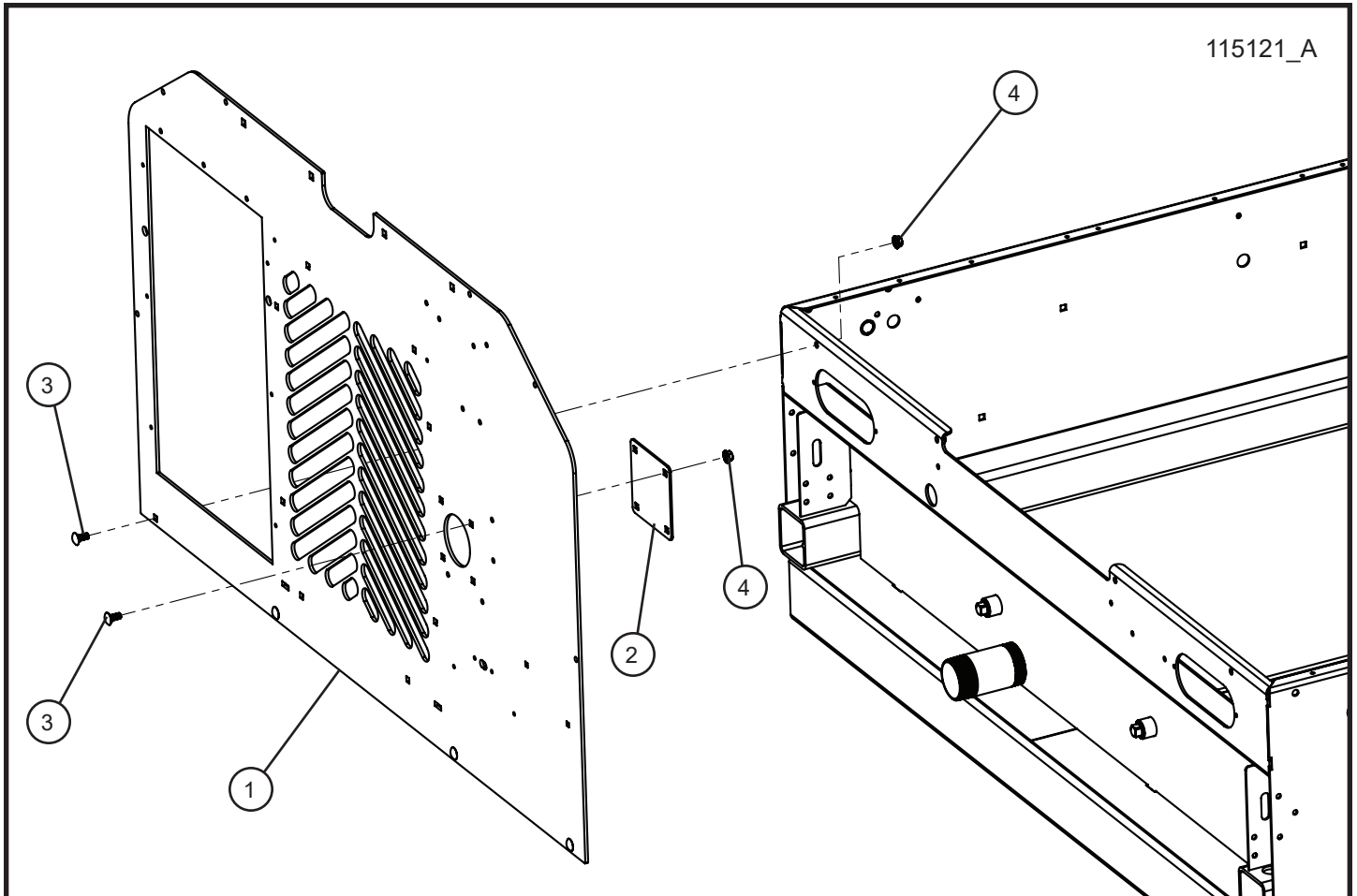
MAXI-POWER™ 15XR

SN 44-000001 and UP

2.1 - Engine Cradle

Item	Part No.	Part Description	Qty.
1	100670	3/8-16 x 1 1/4 CARRIAGE BOLT	22
2	120060P	ENGINE CRADLE REINFORCED MAXI-LITE II	1
3	044029	3/8-16 SERRATED FLANGLE NUT	22
4	044021	1/4-20 KEPS HEX NUT	3
5	043050	1/4 INTERNAL TOOTH LOCK WASHER	1
6	045003	1/4-20 x 1-1/2 STUD	1
7	043070	3/8 INTL TOOTH LOCK WASHER	1
8	330494	1/4-20 WING NUT	1

2.2 - Rear Panel



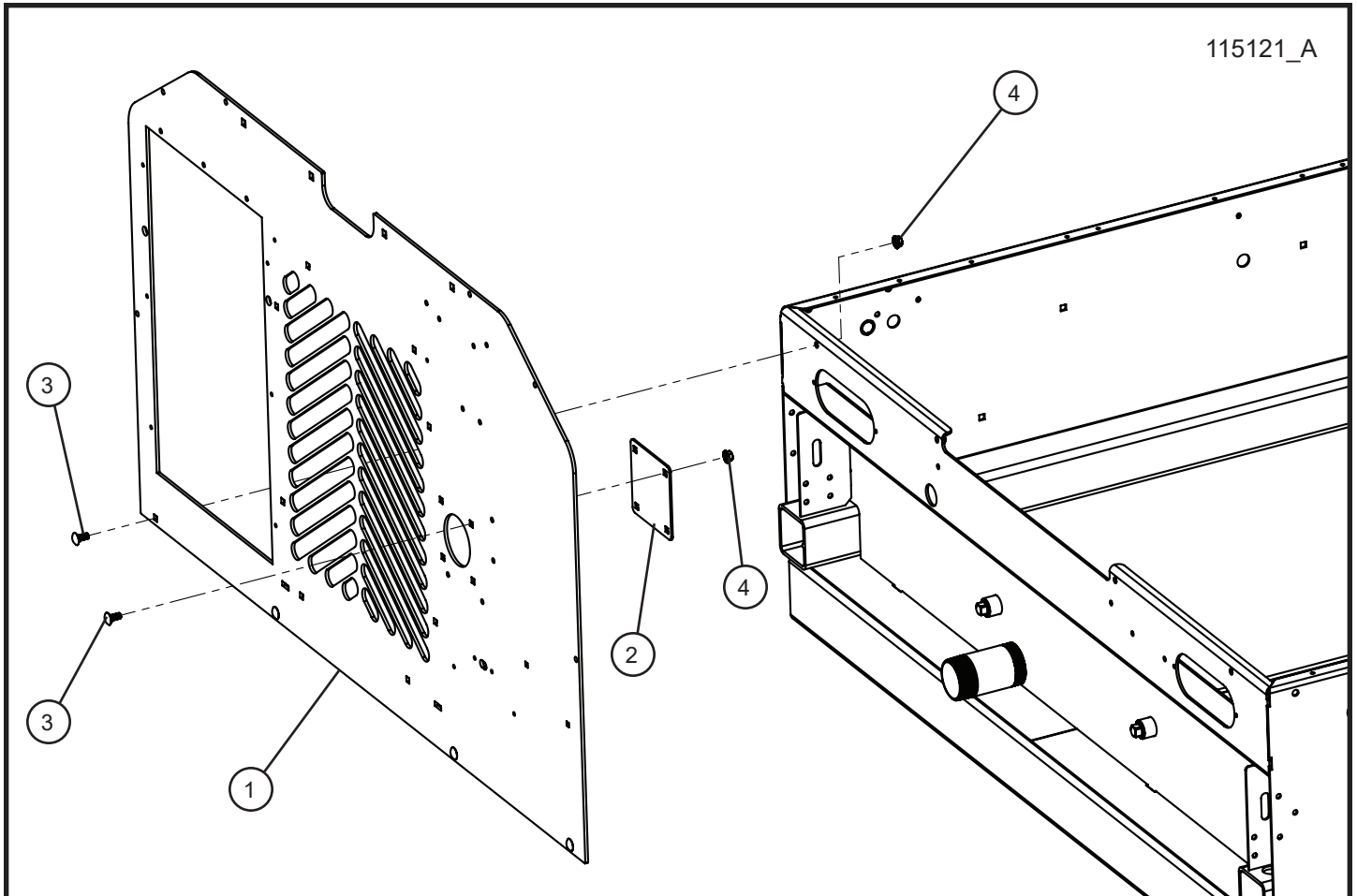
MAXI-POWER™ 15XR

SN 44-000001 and UP

2.2 - Rear Panel

Item	Part No.	Part Description	Qty.
1	115161P	STANDARD RADIATOR MOUNTED REAR PANEL	1
2	106250P	STANDARD MUFFLER HOLE PLATE	1
3	102081	5/16-18 x 3/4 CARRIAGE BOLT	8
4	057006	5/16-18 SERRATED FLANGE NUT	8

2.2 - Rear Panel



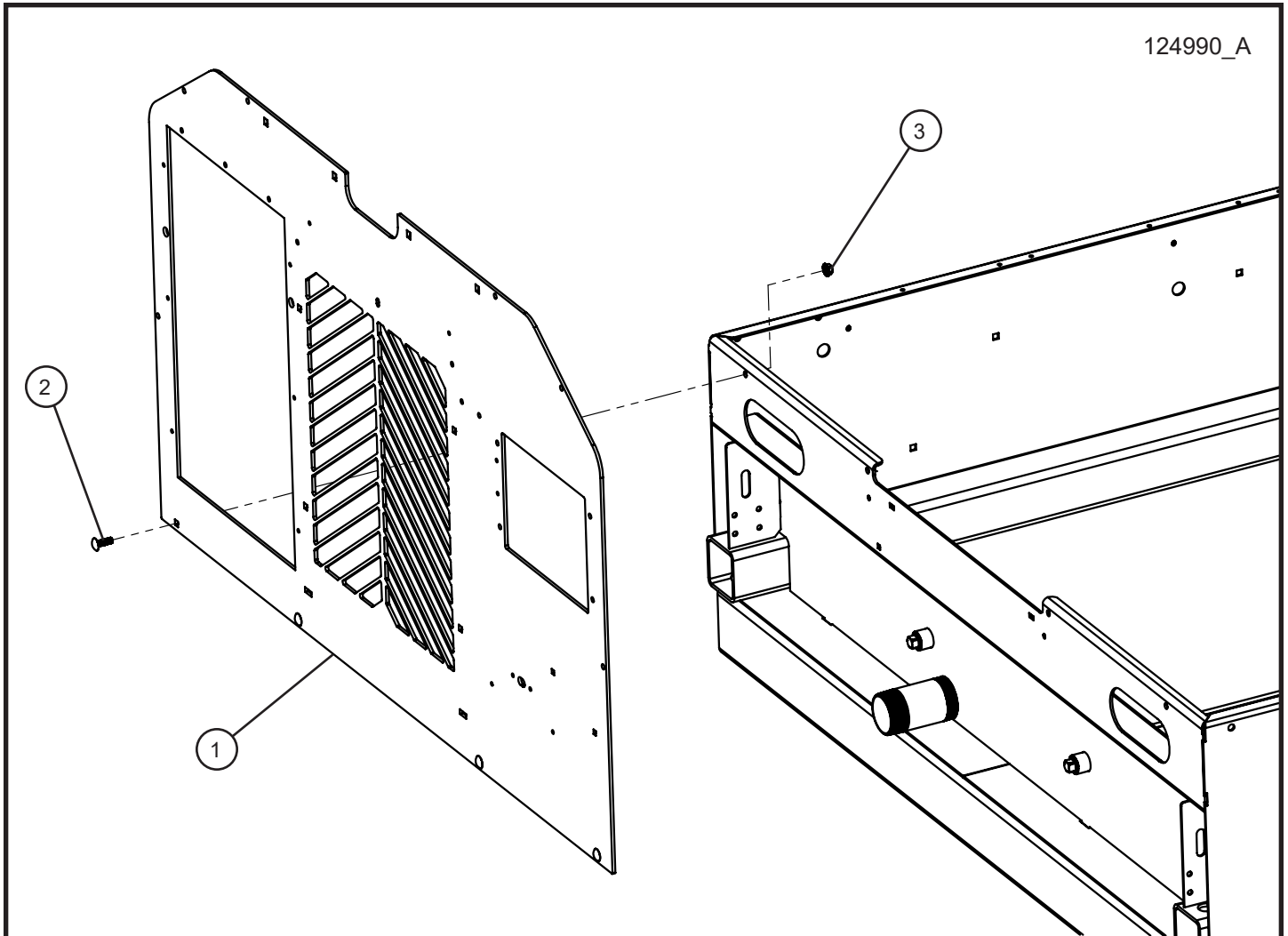
MAXI-POWER™ 15XR

SN 44-000001 and UP

2.2 - Rear Panel

Item	Part No.	Part Description	Qty.
1	115161P	STANDARD RADIATOR MOUNTED REAR PANEL	1
2	106250P	STANDARD MUFFLER HOLE PLATE	1
3	102081	5/16-18 x 3/4 CARRIAGE BOLT	8
4	057006	5/16-18 SERRATED FLANGE NUT	8

2.3 - Power Lugs Rear Panel



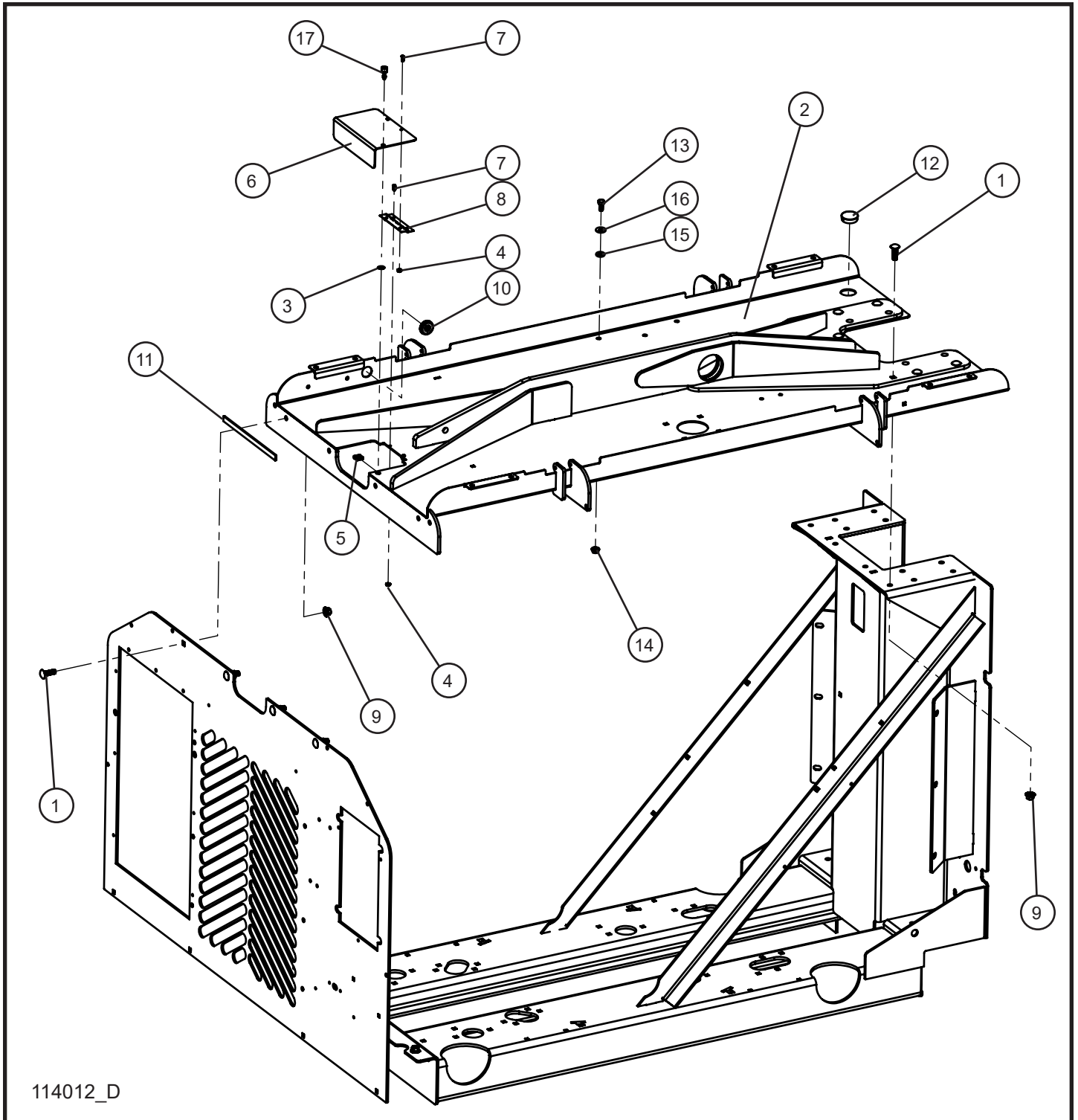
MAXI-POWER™ 15XR

SN 44-000001 and UP

2.3 - Power Lugs Rear Panel

Item	Part No.	Part Description	Qty.
1	124964P	REAR PANEL POWER LUGS MAXI-LITE & MP15XR	1
2	053020	5/16-18 X 1 CARRIAGE BOLT	4
3	057006	5/16-18 SERRATED FLANGE NUT	4

2.4 - Stringer



114012_D

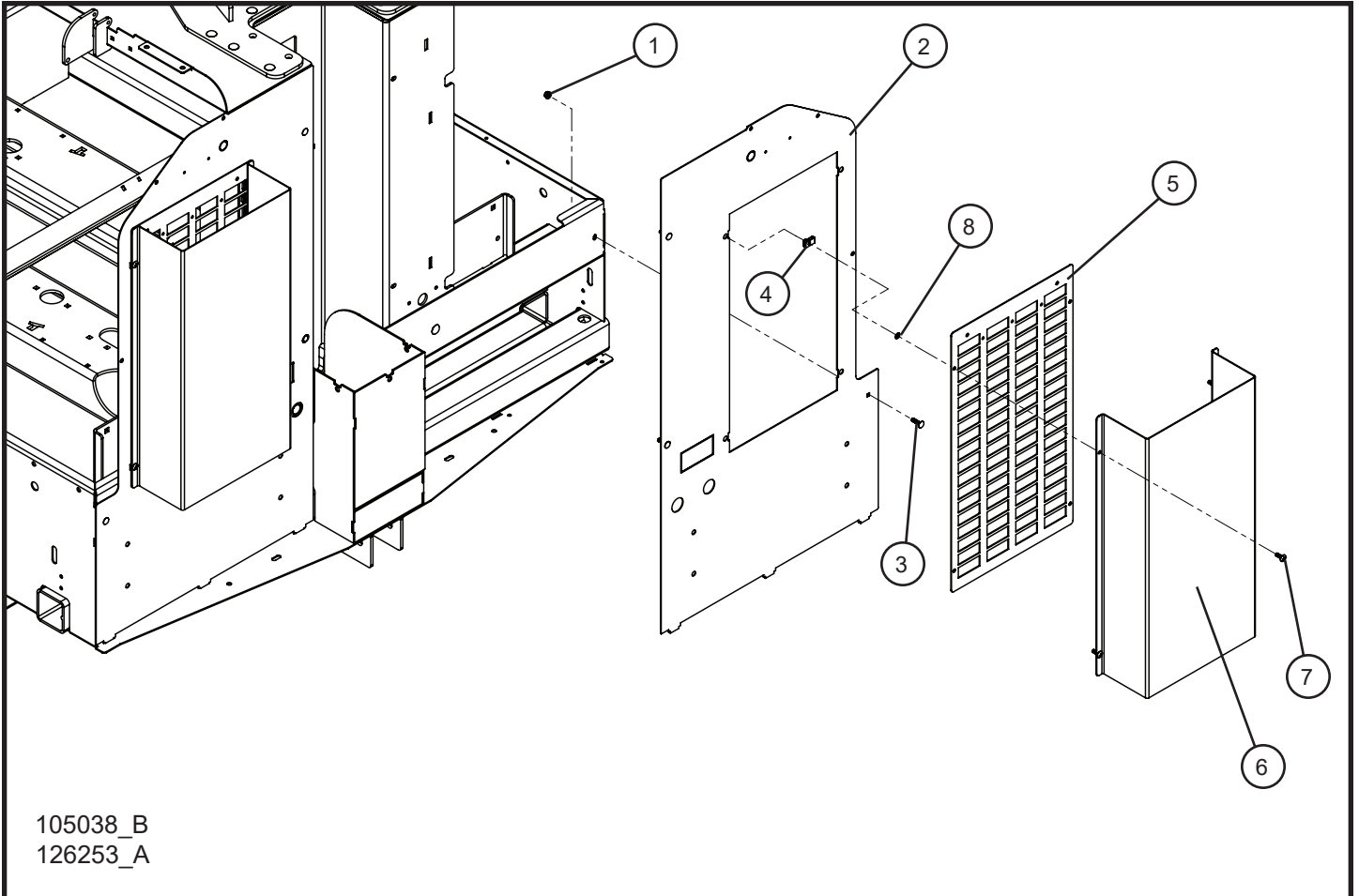
MAXI-POWER™ 15XR

SN 44-000001 and UP

2.4 - Stringer

Item	Part No.	Part Description	Qty.
1	100670	3/8-16 x 1 1/4 CARRIAGE BOLT	22
2	113415P	STRINGER WELDMENT 15/20kW MAXI II	1
3	115243	RETAINER PUSH ON	1
4	044004	#6-32 KEPS HEX NUT	4
5	045216	1/4-20 TINNEMAN NUT	1
6	109871P	RADIATOR CAP ACCESS PANEL	1
7	041259	#6-32 x 1/2 PH-FLAT HEAD MACHINE SCREW	4
8	045023	HINGE CONTROLLER COVER	1
9	044029	3/8-16 SERRATED FLANGE NUT	22
10	100859	7/8 ID x 1 1/4 OD GROMMET	1
11	115259	SEAL 1/8 x 1/2 x 9.5	1
12	108911	LOCKING DOME	1
13	046045	5/16-18 x 3/4 HEX HEAD BOLT	3
14	057006	5/16-18 SERRATED FLANGE NUT	3
15	100644	RUBBER WASHER	3
16	047010	5/16 FLAT WASHER	3
17	115244	FAST THREAD KNURLED KNOB	1

2.5 - Front Panels with Standard Air Vent Deflectors



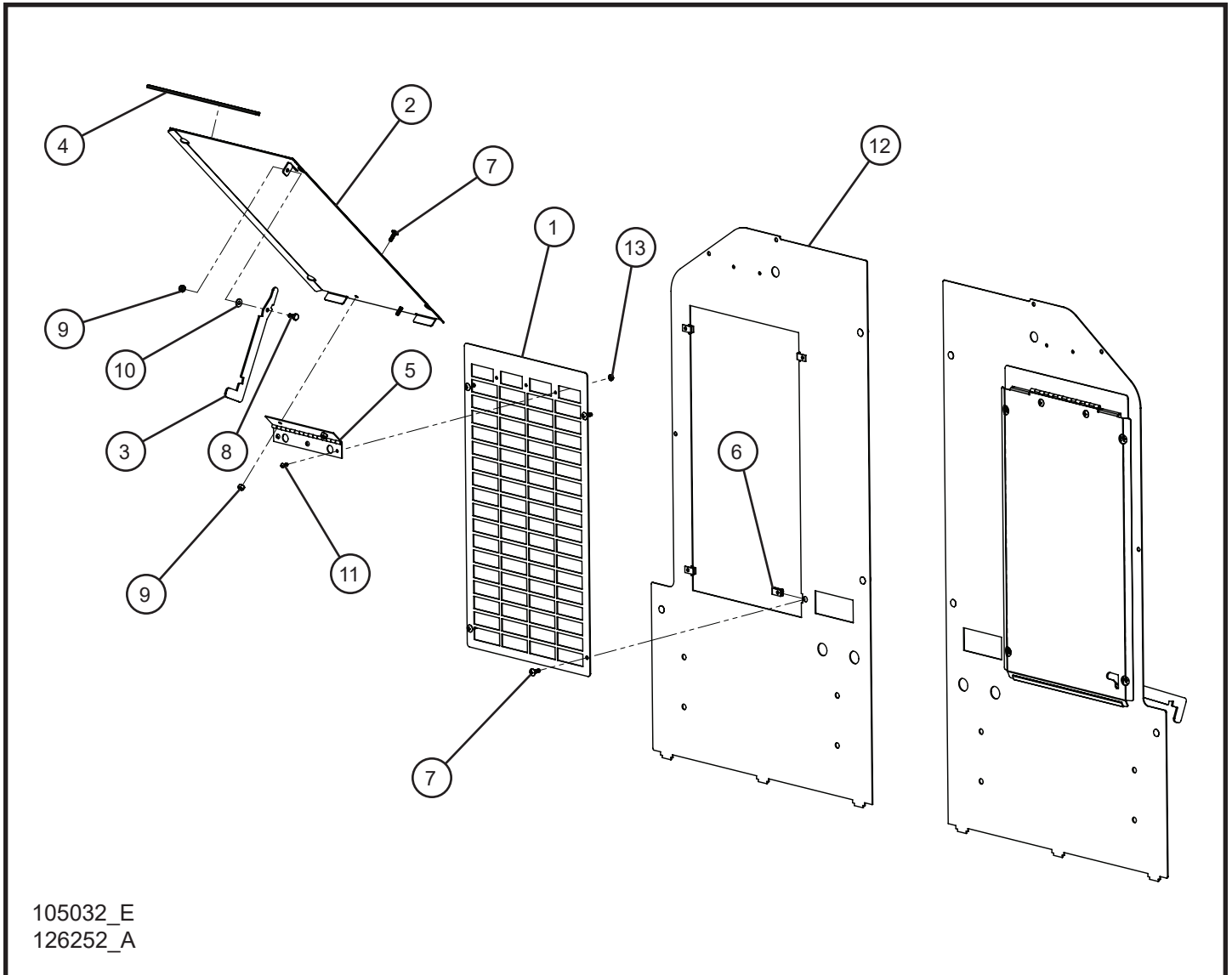
MAXI-POWER™ 15XR

SN 44-000001 and UP

2.5 - Front Panels with Standard Air Vent Deflectors

Item	Part No.	Part Description	Qty.
1	057001	1/4-20 HEX NYLOCK FLANGE NUT	6
2	115139P	MULTI OPTION FRONT PANEL MAXI II	2
	115139HD	MULTI OPTION FRONT PANEL MAXI II - HD POWDER COAT	2
3	100342	1/4-20 x 1 CARRIAGE BOLT	6
4	044106	1/4-20 TINNERMAN NUT	8
5	124081P	PLATE AIR VENT GRID MAXI II	2
6	124082P	AIR VENT DEFLECTORS MAXI II	2
	124082HD	AIR VENT DEFLECTORS MAXI II - HD POWDER COAT	2
7	041050	1/4-20 x 3/4 PH-TRUSS HEAD MACHINE SCREW	8
8	101701	1/4 PUSH NUT	8

2.6 - Front Panels with Optional Air Vent Covers



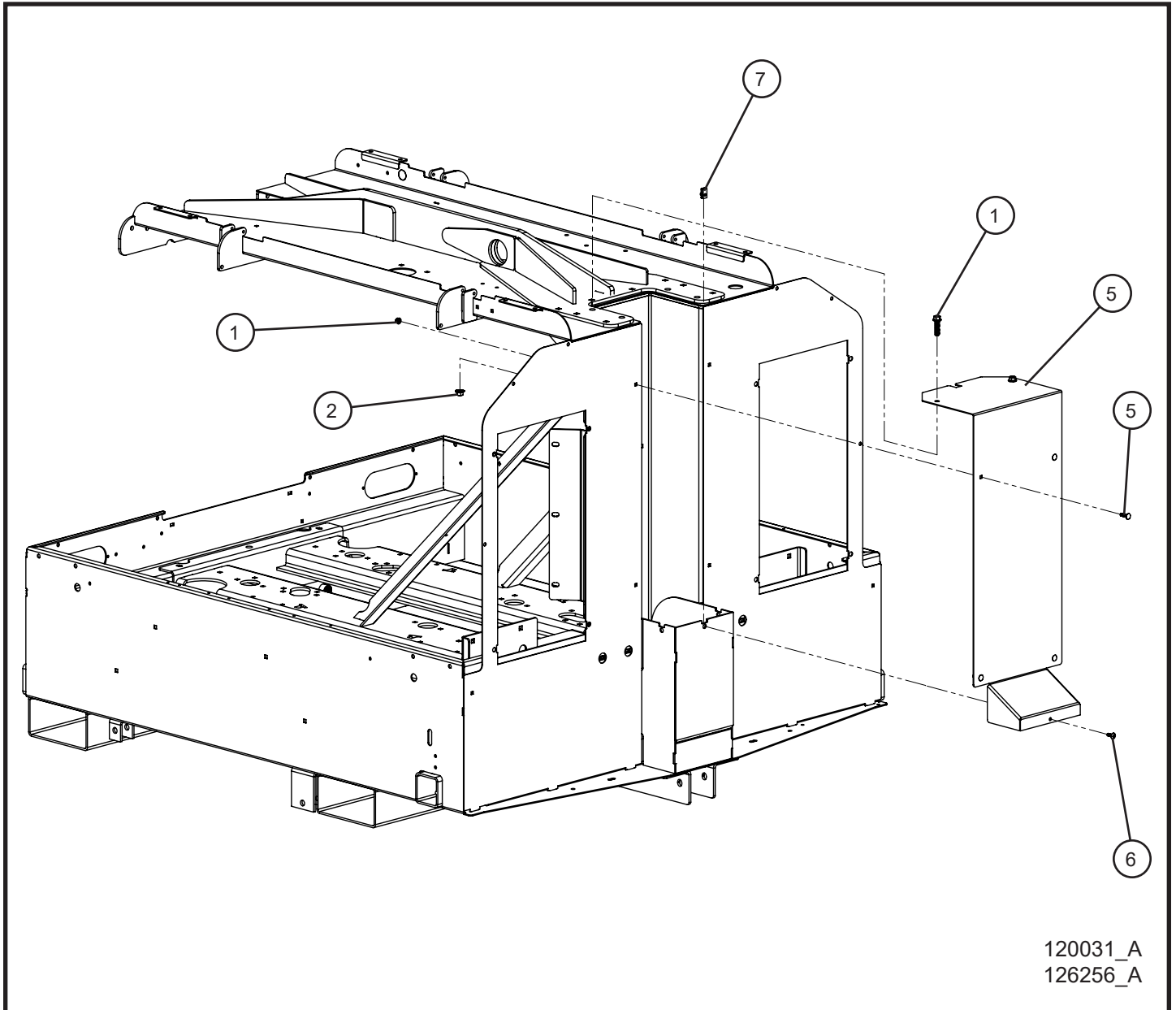
MAXI-POWER™ 15XR

SN 44-000001 and UP

2.6 - Front Panels with Optional Air Vent Covers

Item	Part No.	Part Description	Qty.
1	124081P	PLATE AIR VENT GRID MAXI II	2
2	105001P	SOLID COVER DOOR AIR INLET MAXI II	2
	105001HD	SOLID COVER DOOR AIR INLET MAXI II - HD POWDER COAT	2
3	105029P	LOCK PLATE SOLID COVER	2
4	030053	5/64 x 7/16 TRIM LOCK 12 INCH	2
5	105028	COVER HINGE AIR INTAKE	2
6	044106	1/4-20 TINNERMAN NUT	8
7	041050	1/4-20 x 3/4 PH-TRUSS HEAD MACHINE SCREW	8
8	046006	1/4-20 x 5/8 HEX HEAD BOLT	2
9	044023	1/4-20 NYLOCK HEX NUT	6
10	047009	1/4 FLAT WASHER	2
11	041021	#10-24 x 1/2 PH-ROUND HEAD MACHINE SCREW	6
12	115139P	MULTI OPTION FRONT PANEL MAXI II	2
	115139HD	MULTI OPTION FRONT PANEL MAXI II - HD POWDER COAT	2
13	044016	#10-24 KEPS HEX NUT	6

2.7 - Front Cover



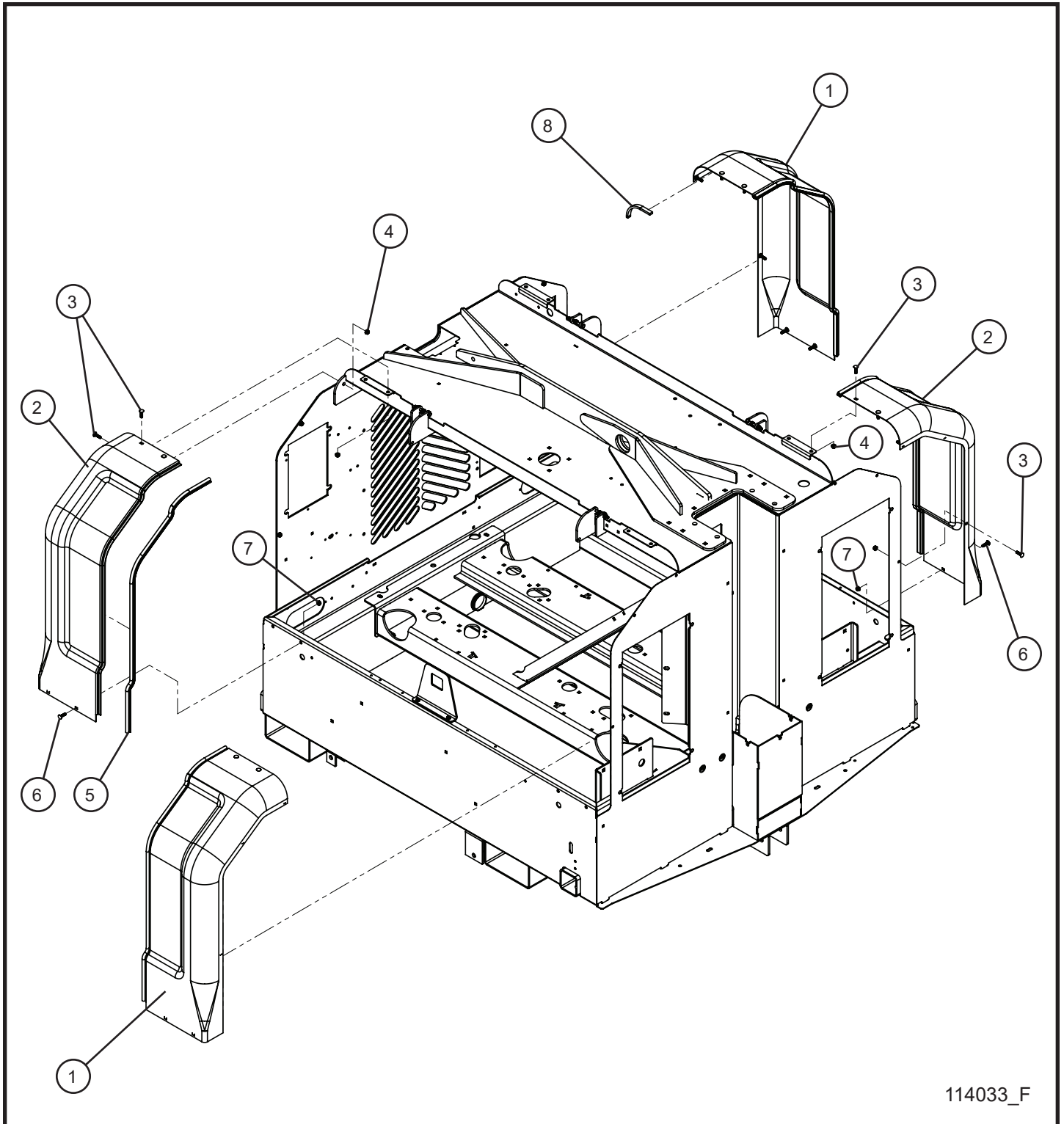
MAXI-POWER™ 15XR

SN 44-000001 and UP

2.7 - Front Cover

Item	Part No.	Part Description	Qty.
1	056015	3/8-16 x 1 1/2 HEX FLANGE SCREW	2
2	044029	3/8-16 SERRATED FLANGE NUT	2
3	100342	1/4-20 x 1 CARRIAGE BOLT	4
4	057001	1/4-20 HEX NYLOCK FLANGE NUT	4
5	041050	1/4-20 x 3/4 PH-TRUSS HEAD MACHINE SCREW	1
6	044106	1/4-20 NUT U EXTRUDED	1
7	120032P	COVER MAXI-POWER 15XR	1
	120032HD	COVER MAXI-POWER 15XR - HD POWDER COAT	1

2.8 - Quarter Panels



114033_F

MAXI-POWER™ 15XR

SN 44-000001 and UP

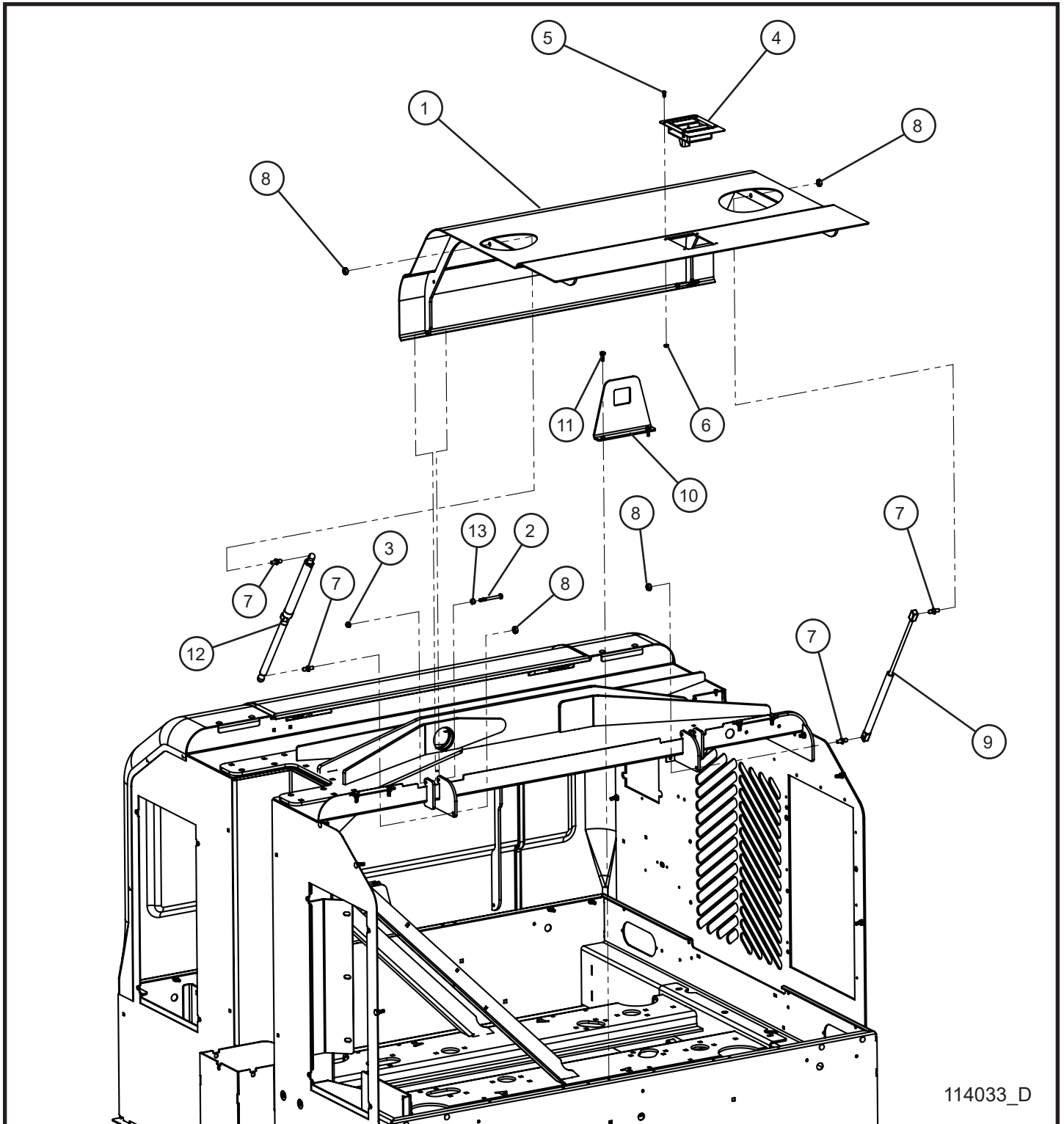
2.8 - Quarter Panels

Item	Part No.	Part Description	Qty.
1	103642P	PANEL QUARTER LEFT REAR/RIGHT FRONT	2
2	103643P	PANEL QUARTER LEFT FRONT/RIGHT REAR	2
3	046036	1/4-20 x 1 CARRIAGE BOLT	20
4	057001	1/4-20 HEX NYLOCK FLANGE NUT	20
5	105998	TRIM GASKET 1/16" x 41" WITH 3/8 BULB	4
6	056019	1/4-20 X 3/4 HEX FLANGE SCREW	8
7	057000	1/4-20 HEX SERRATED FLANGE NUT	8
8	115260	SEAL 1/4 x 1/2 x 5.5	4

NS - NOT SHOWN

* * * - CONTACT ALLMAND FOR MORE INFORMATION

2.9 - Doors



114033_D

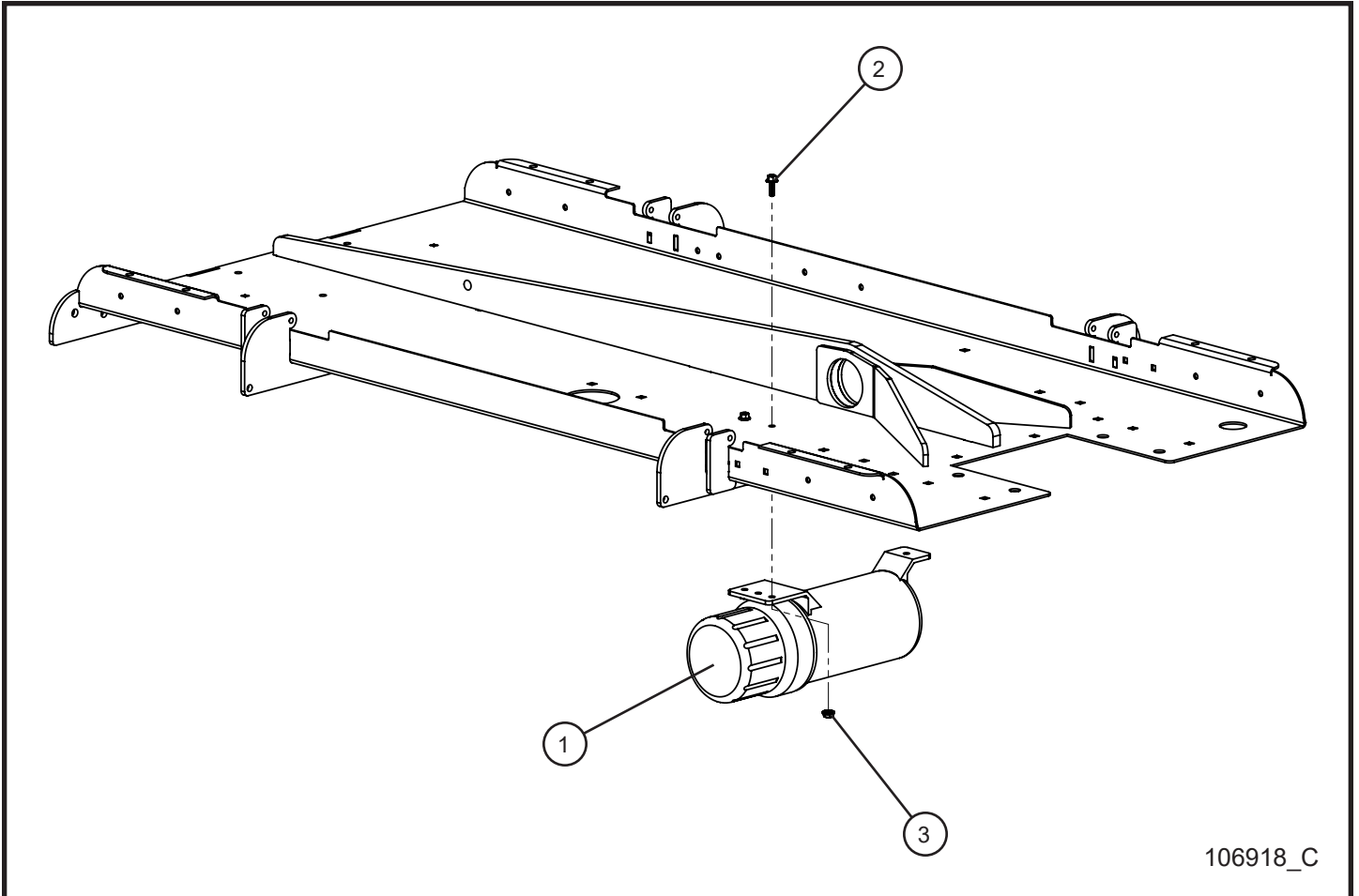
MAXI-POWER™ 15XR

SN 44-000001 and UP

2.9 - Doors

Item	Part No.	Part Description	Qty.
1	104540P	MAXI II DOOR	2
2	046036	1/4-20 x 2 1/2 HEX HEAD BOLT	4
3	057001	1/4-20 HEX NYLOCK FLANGE NUT	32
4	680459	SLAM LATCH	2
5	041021	#10-24 x 1/2 PH-ROUND HEAD MACHINE SCREW	8
6	044018	#10-24 NYLOCK HEX NUT	8
7	330437	BALL STUD M10	8
8	044090	5/16-18 TOP LOCK HEX NUT	8
9	680813	LIFT SUPPORT	2
10	104313P	BRACKET DOOR SLAM LATCH	2
11	041070	1/4-20 x 3/4 SL-HEX WASHER HEAD MACHINE SCREW	4
12	105245	CYLINDER GAS SPRING LOCKING	2
13	105362	COLLAR LOCKING .25 ID	4

2.10 - Manual Canister



106918_C

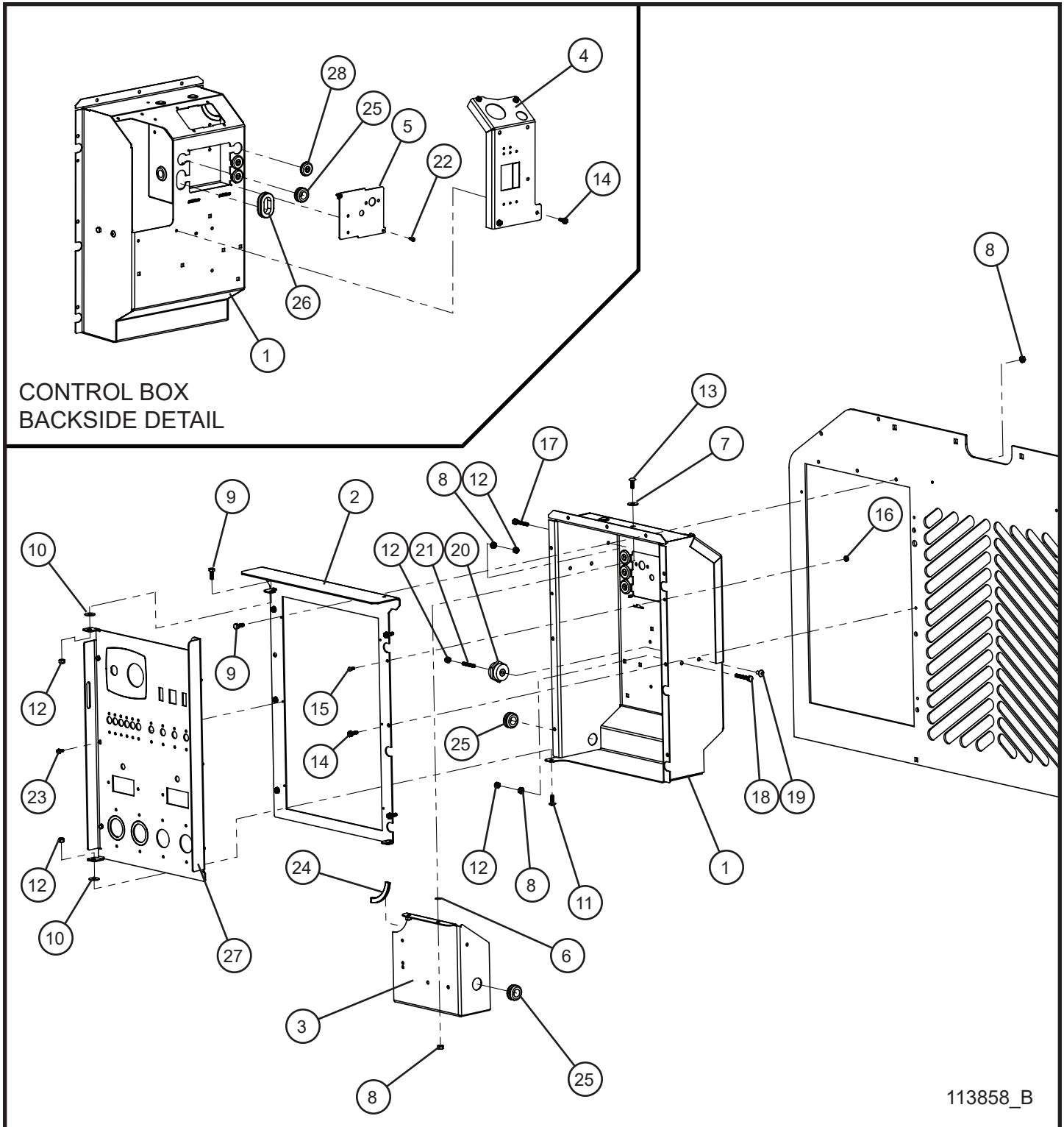
MAXI-POWER™ 15XR

SN 44-000001 and UP

2.10 - Manual Canister

Item	Part No.	Part Description	Qty.
1	106916	MEGA CANISTER	1
2	056002	1/4-20 x 3/4 HEX SERRATED FLANGE SCREW	3
3	057000	1/4-20 HEX SERRATED FLANGE NUT	3
NS	118348	OPERATOR'S MANUAL MAXI-POWER 15XR	4

3.1 - Bussman PDM Control Box Install Group



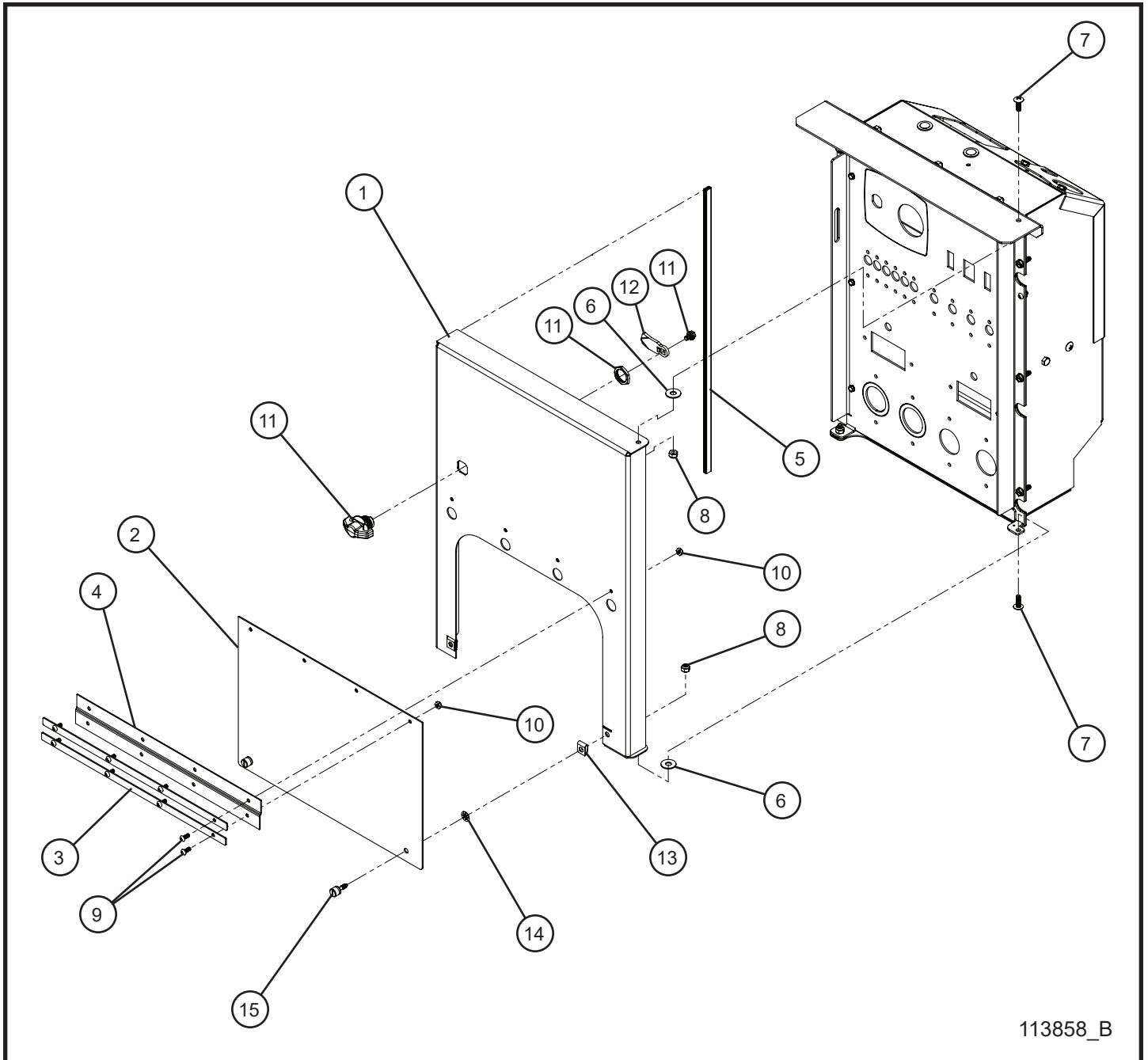
MAXI-POWER™ 15XR

SN 44-000001 and UP

3.1 - Bussman PDM Control Box Install Group

Item	Part No.	Part Description	Qty.
1	111222P	MAXI-LITE COMPONENT BOX SHELL	1
2	113480P	MAXI-LITE COMPONENT BOX DOOR MOUNT	1
3	111227P	MAXI-LITE COMPONENT BOX DIVIDER PANEL	1
4	112434P	MAXI-LITE MAIN BREAKER PANEL	1
5	111228P	MAXI-LITE COMPONENT BOX BACK COVER	1
6	101701	1/4 PUSH NUT	2
7	047010	5/16 FLAT WASHER	2
8	044021	1/4-20 KEPS HEX NUT	7
9	046010	1/4-20 x 3/4 HEX HEAD BOLT	4
10	711036	3/8 NYLON WASHER 7/8 OD x 11/32 ID	3
11	041050	1/4-20 x 3/4 PH-TRUSS HEAD MACHINE SCREW	3
12	044023	1/4-20 NYLON HEX NUT	7
13	053006	1/4-20 x 3/4 CARRIAGE BOLT	2
14	041070	1/4-20 x 3/4 SL-HEX WASHER HEAD MACHINE SCREW	10
15	041021	#10-24 x 1/2 PH-ROUND HEAD MACHINE SCREW	10
16	044016	#10-24 KEPS HEX NUT	2
17	046016	1/4-20 x 1-1/4 HEX HEAD BOLT	1
18	046029	1/4-20 x 1-3/4 HEX HEAD BOLT	1
19	122452	1/4-20 X 1/2 HEX SERRATED FLANGE BOLT W/ THREAD LOCK	1
20	106318	1/4-20, 1-1/4" LOW VOLTAGE INSULATOR	1
21	122454	1/4-20 X 1-1/2 STUD W/ THREAD LOCK	1
22	041029	#8-32 x 1/2 HEX WASHER HEAD MACHINE SCREW	2
23	041031	#10-24 x 1/2 HEX HEAD MACHINE SCREW	6
24	030053	5/64 x 7/16 x 2 7/8 TRIMLOCK	1
25	330463	11/16 ID x 1 OD GROMMET	3
26	650542	1 1/4 ID x 1 1/2 OD GROMMET	1
27	112565P	MAXI-LITE COMPONENT BOX DSE 4520 MK II OUTLET PANEL	1
28	100859	7/8 ID x 1 1/4 OD WEBBED GROMMET	3

3.2 - Bussman PDM Control Box Door



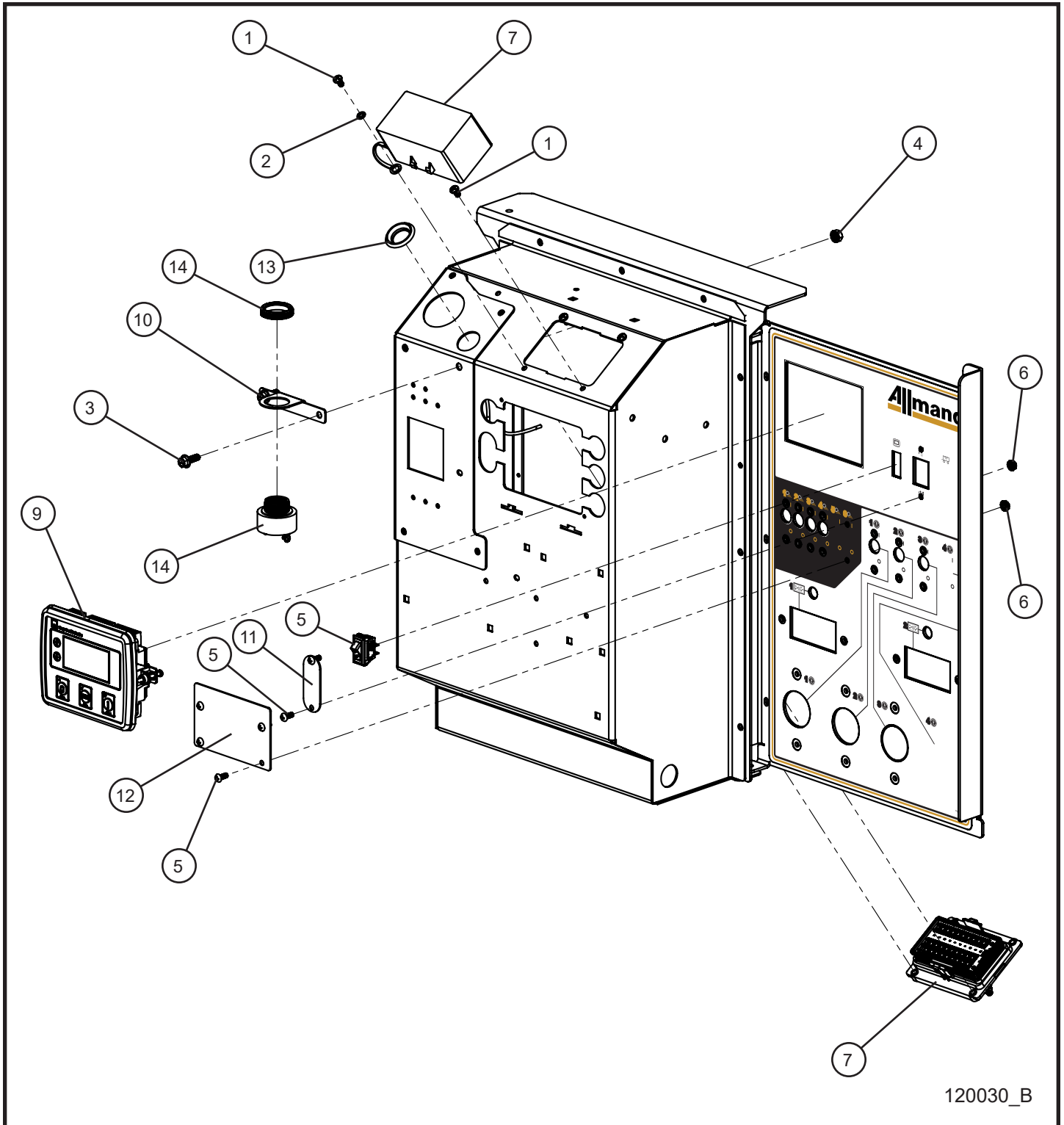
MAXI-POWER™ 15XR

SN 44-000001 and UP

3.2 - Bussman PDM Control Box Door

Item	Part No.	Part Description	Qty.
1	111226P	MAXI-LITE COMPONENT BOX DOOR PANEL	1
2	112431P	MAXI-LITE COMPONENT BOX DOOR FLAP	1
3	112433P	MAXI-LITE COMPONENT BOX HINGE STRAP	2
4	115115	HINGE	1
5	030053	5/64 x 7/16 x 20 TRIMLOCK	1
6	711036	3/8 NYLON WASHER 7/8 OD x 11/32 ID	4
7	041050	1/4-20 x 3/4 PH-TRUSS HEAD MACHINE SCREW	3
8	044023	1/4-20 NYLOCK HEX NUT	7
9	041021	#10-24 x 1/2 PH-ROUND HEAD MACHINE SCREW	10
10	044018	#10-24 NYLOCK HEX NUT	8
11	111481	PADLOCKABLE BLACK WINGKNOB	1
12	111482	LATCH CAM STRAIGHT	1
13	045216	1/4-20 TINNERMAN NUT	1
14	115243	RETAINER PUSH ON	2
15	115244	FAST THREAD KNURLED KNOB	2

3.3 - DSE 4520 MK II Control Box Assembly Group



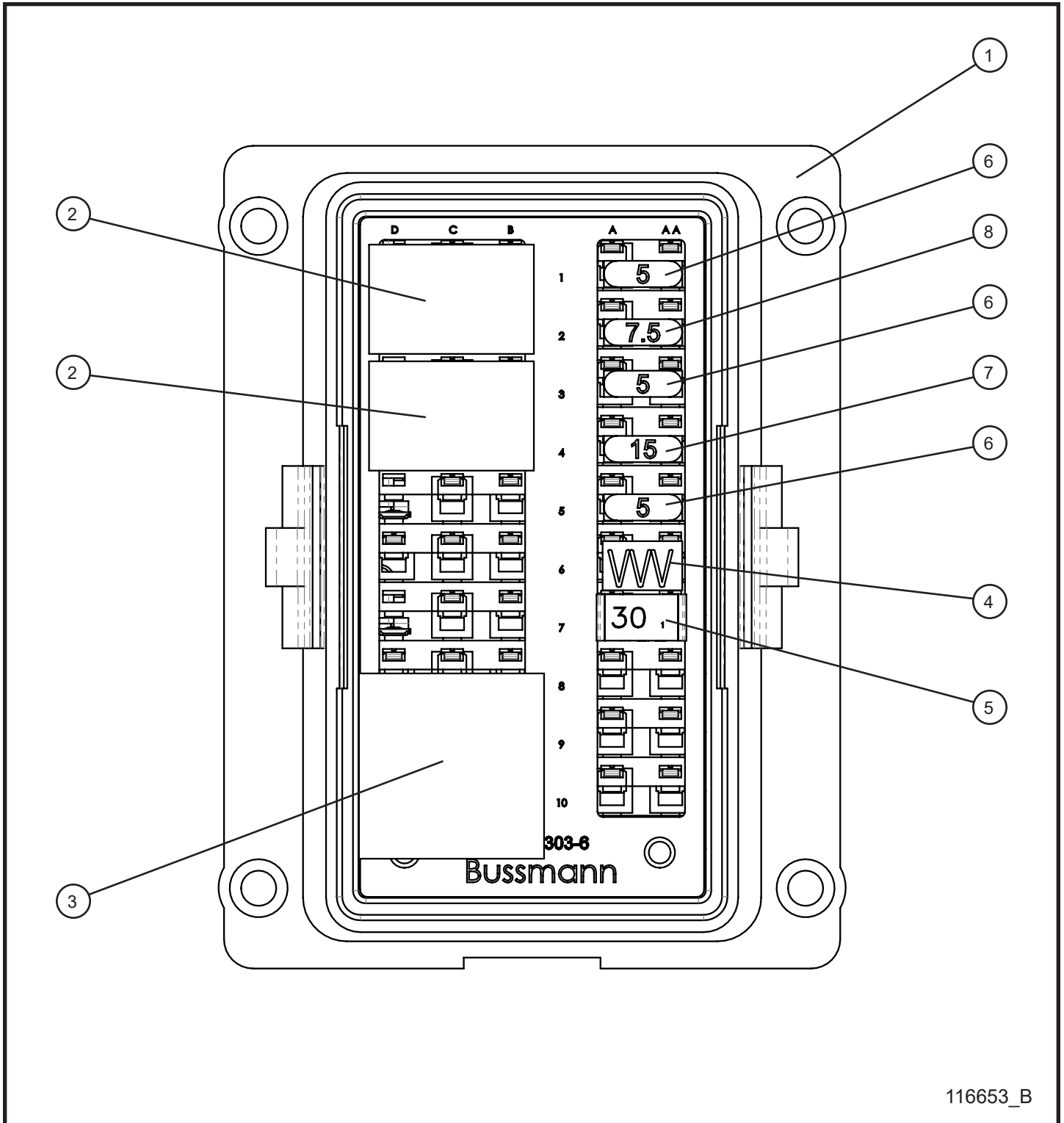
MAXI-POWER™ 15XR

SN 44-000001 and UP

3.3 - DSE 4520 MK II Control Box Assembly Group

Item	Part No.	Part Description	Qty.
1	041019	#10-32 x 3/8 PH-ROUND HEAD MACHINE SCREW	4
2	043017	#10 TOOTH LOCK WASHER	1
3	056019	1/4-20 X 3/4 HEX FLANGE SCREW GRADE 5	2
4	044021	1/4-20 KEPS HEX NUT	4
5	041021	#10-24 x 1/2 PH-ROUND HEAD MACHINE SCREW	6
6	044016	#10-24 KEPS HEX NUT	6
7	118342	HARNESS DEEP SEA CONTROL PANEL 4520 MP 15XR	1
8	113541	ROCKER SWITCH SPST ON / OFF	1
9	113504	DSE 4520 MK II CONTROL MODULE	1
10	120575P	ALARM BRACKET OLD HOLE PATTERN COMPATIBLE	1
11	117616P	COVER TOWER SWITCH	1
12	120099P	COVER LIGHT SWITCH MAXI-POWER 15XR	1
13	064025	1 1/16 PLASTIC PLUG	1
14	118086	AUDIBLE ALARM PANEL MOUNT	1
NS	103864	FUSE HOLDER INLINE BLADE	1
NS	104990	2 AMP ATO/ATC BLADE FUSE	1
NS	118347	WIRE SCHEMATIC HARNESS CONTROL MP15XR	1
NS	106037	AUTOSTART ALARM WIRE HARNESS	1

3.4 - DSE 4520 MK II PDM Fuse Box



116653_B

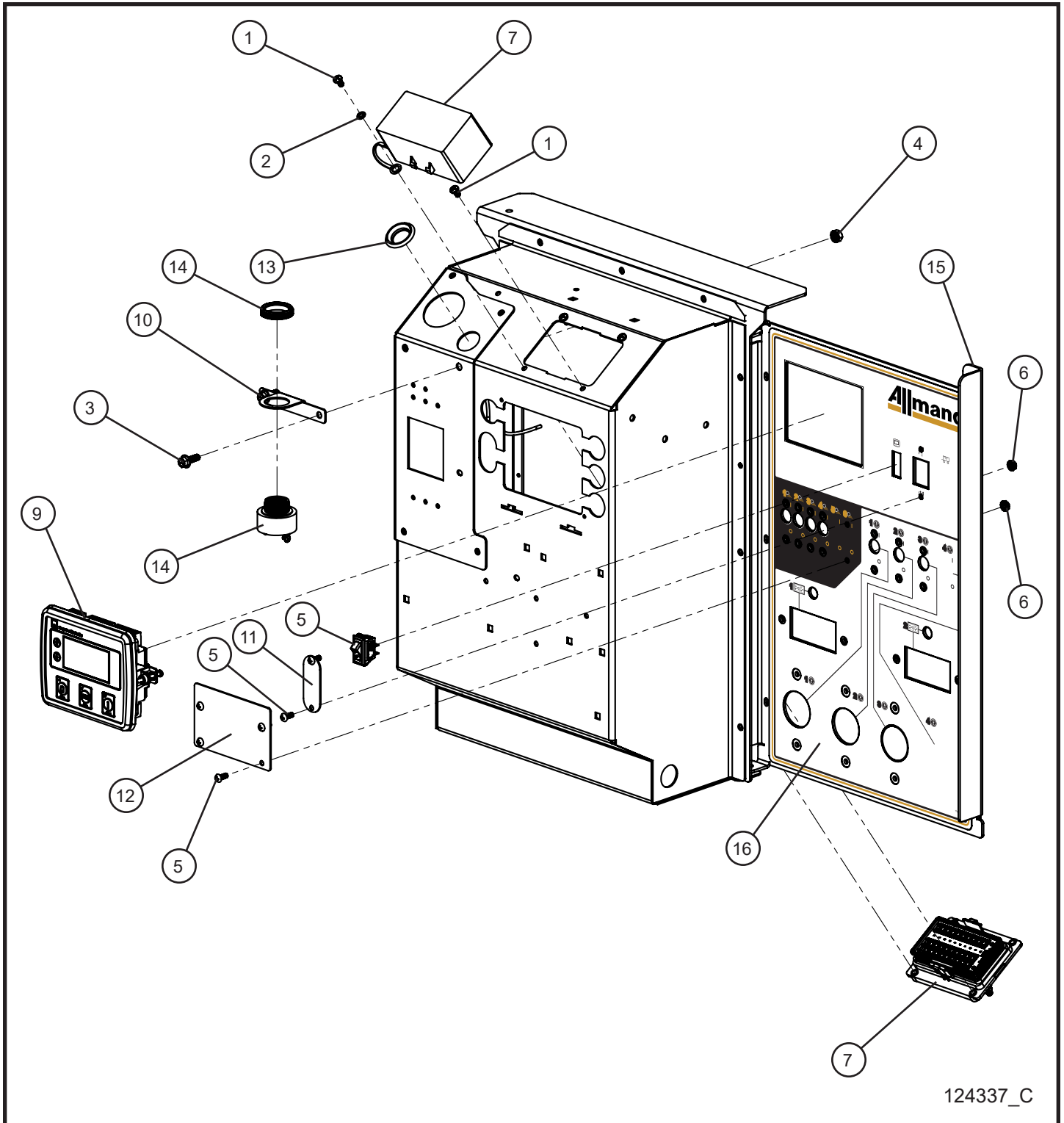
MAXI-POWER™ 15XR

SN 44-000001 and UP

3.4 - DSE 4520 MK II PDM Fuse Box

Item	Part No.	Part Description	Qty.
--	118342	HARNESS DEEP SEA CONTROL PANEL 4520 MP 15XR	1
1	105199	BUSSMANN 45 PIN BOARD MODULE	1
2	105201	35 AMP SPST RELAY	3
3	105202	50 AMP SPST RELAY	1
4	105204	RESISTOR 68OHM	1
5	105832	CIRCUIT BREAKER 30A	1
6	105843	5A MINI FUSE	2
7	105844	15A MINI FUSE	1
8	105876	7.5A MINI FUSE	1

3.5 - DSE L401 Bussman PDM Control Box Assembly Group I



124337_C

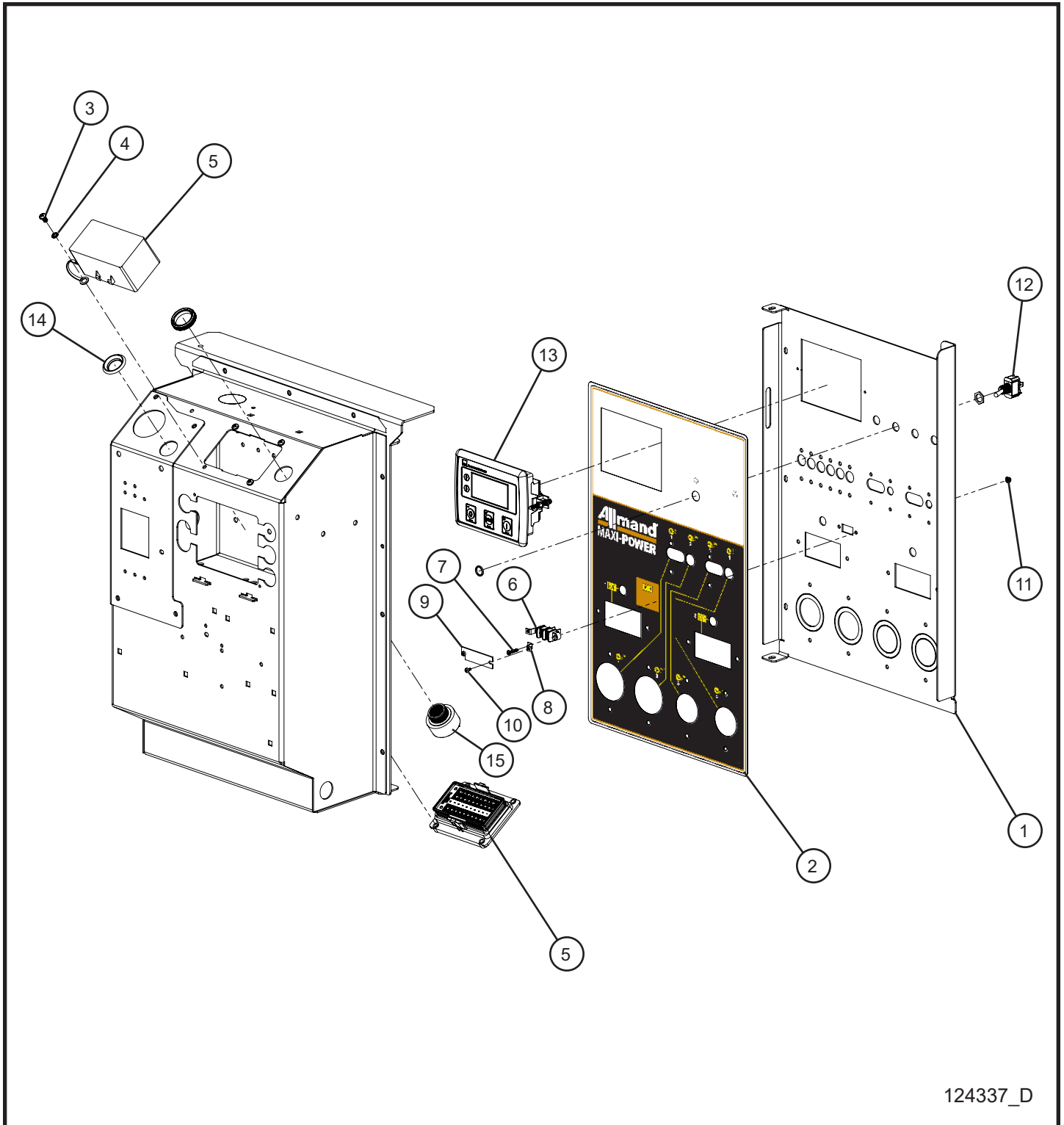
MAXI-POWER™ 15XR

SN 44-000001 and UP

3.5 - DSE L401 Bussman PDM Control Box Assembly Group I

Item	Part No.	Part Description	Qty.
1	041019	#10-32 x 3/8 PH-ROUND HEAD MACHINE SCREW	4
2	043017	#10 TOOTH LOCK WASHER	1
3	056019	1/4-20 X 3/4 HEX FLANGE SCREW GRADE 5	2
4	044021	1/4-20 KEPS HEX NUT	4
5	041021	#10-24 x 1/2 PH-ROUND HEAD MACHINE SCREW	6
6	044016	#10-24 KEPS HEX NUT	6
7	123220	HARNESS DEEP SEA CONTROL PANEL L401 MP15XR	1
8	113541	ROCKER SWITCH SPST ON / OFF	1
9	110154	DSE L401 MK II CONTROL MODULE	1
10	120575P	ALARM BRACKET OLD HOLE PATTERN COMPATIBLE	1
11	117616P	COVER TOWER SWITCH	1
12	120099P	COVER LIGHT SWITCH MAXI-POWER 15XR	1
13	064025	1 1/16 PLASTIC PLUG	1
14	118086	AUDIBLE ALARM PANEL MOUNT	1
15	117546P	MAXI-LITE COMPONENT BOX DSE 4520 MK II OUTLET PANEL	1
16	116703	MAXI-LITE OUTLET PANEL DECAL	1
NS	103864	FUSE HOLDER INLINE BLADE	1
NS	104990	2 AMP ATO/ATC BLADE FUSE	1
NS	124336	WIRE SCHEMATIC HARNESS CONTROL MP15XR	1
NS	106037	AUTOSTART ALARM WIRE HARNESS	1

3.6 - DSE L401 Bussman PDM Control Box Assembly Group II



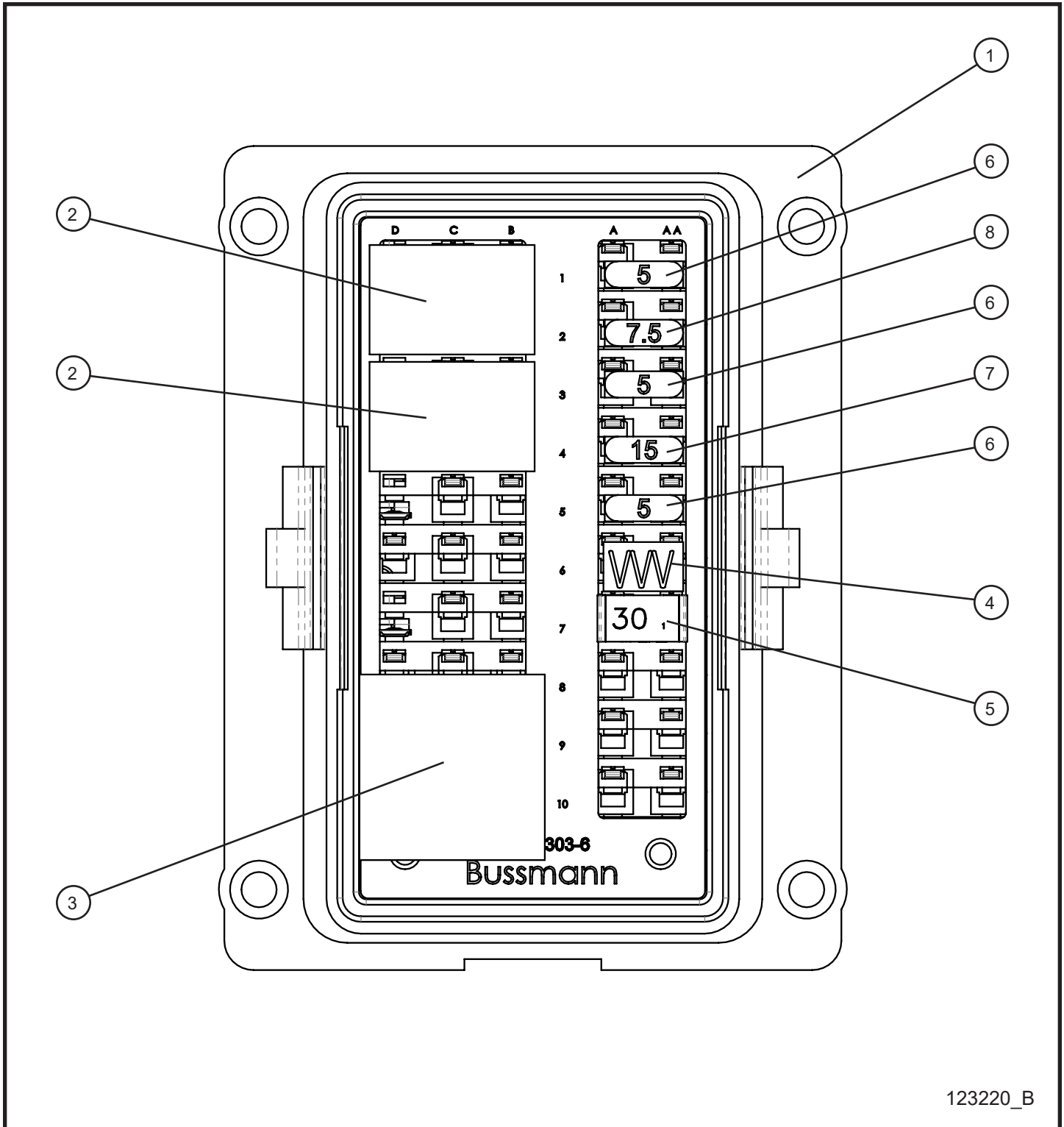
MAXI-POWER™ 15XR

SN 44-000001 and UP

3.6 - DSE L401 Bussman PDM Control Box Assembly Group II

Item	Part No.	Part Description	Qty.
1	126261P	OUTLET PANEL COMPONENT BOX KEY SWITCH/DEEP SEA ML	1
2	123890	DECAL OUTLET PANEL TOGGLE SWITCH MP 15XR	1
3	041019	#10-32 x 3/8 PH-ROUND HEAD MACHINE SCREW	4
4	043017	#10 INTL TOOTH LOCK WASHER	1
5	123220	HARNESS CONTROL PANEL DEEP SEA L401 MP15XR	1
6	123900	2 POSITION TERMINAL STRIP	1
7	121849	M3 x 16 PH-PAN HEAD MACHINE SCREW	2
8	121845	BRACKET TERMINAL STRIP COVER	2
9	123899	COVER CLEAR 2 POSITION TERMINAL STRIP	1
10	041018	#6-32 X 1/4 PH-ROUND HEAD MACHINE SCREW	2
11	123932	M3 x 0.5 FLANGE NUT	2
12	123157	TOGGLE SWITCH SPST ON-OFF	1
13	110154	DSE L401 MK II CONTROL MODULE	1
14	064025	1 1/16 PLASTIC PLUG	1
15	118086	AUDIBLE ALARM PANEL MOUNT	1
NS	126032	WIRE REMOTE START TO CONTROLLER	1
NS	126031	WIRE REMOTE START TO GROUND	1
NS	103864	FUSE HOLDER INLINE BLADE	1
NS	104990	2 AMP ATO/ATC BLADE FUSE	1
NS	124336	WIRE SCHEMATIC HARNESS CONTROL MP15XR	1
NS	106037	AUTOSTART ALARM WIRE HARNESS	1

3.7 - DSE L401 Bussman PDM Fuse Box



123220_B

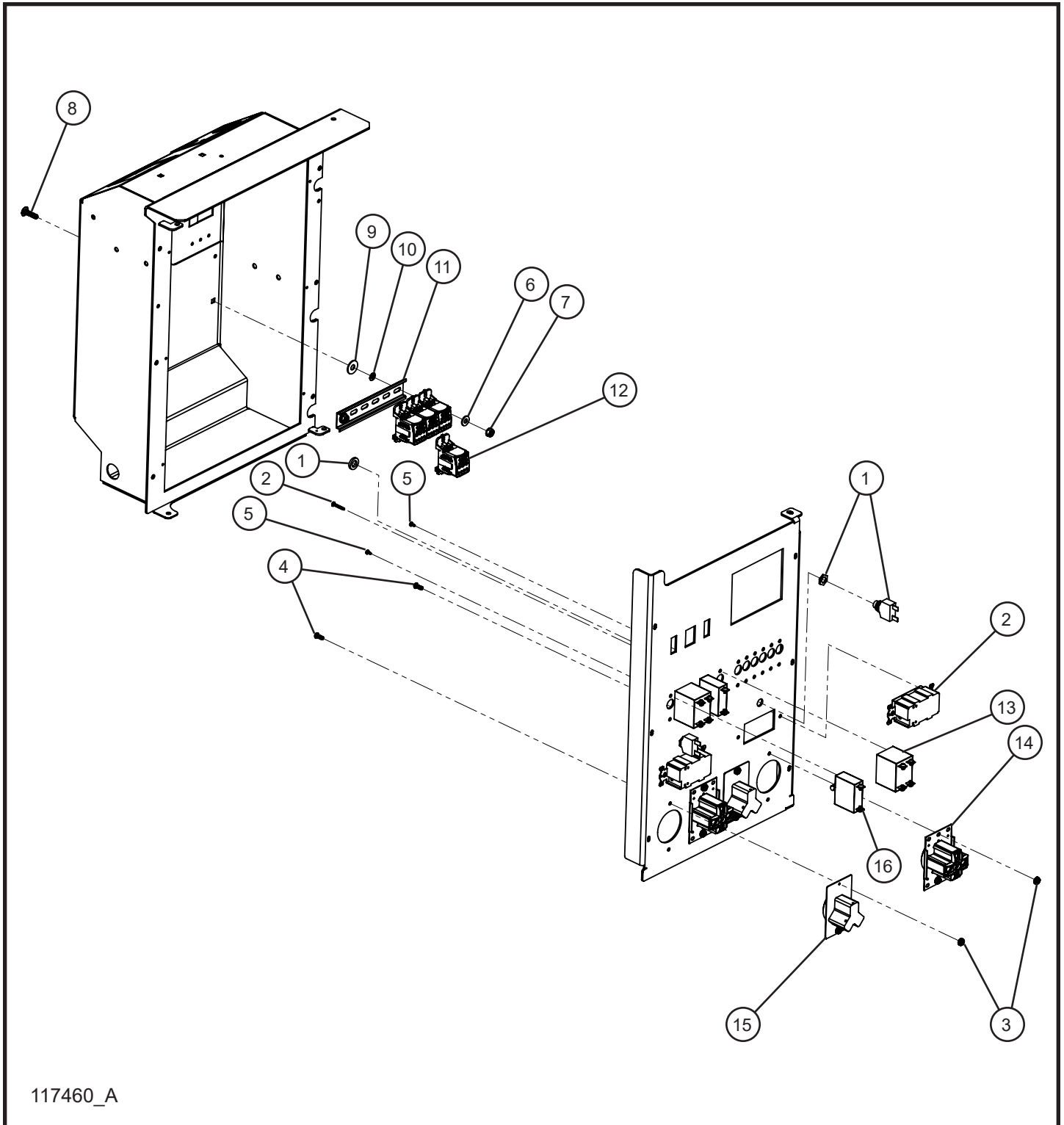
MAXI-POWER™ 15XR

SN 44-000001 and UP

3.7 - DSE L401 Bussman PDM Fuse Box

Item	Part No.	Part Description	Qty.
--	123220	HARNESS DEEP SEA CONTROL PANEL L401 MP 15XR	1
1	105199	BUSSMANN 45 PIN BOARD MODULE	1
2	105201	35 AMP SPST RELAY	3
3	105202	50 AMP SPST RELAY	1
4	105204	RESISTOR 68OHM	1
5	105832	CIRCUIT BREAKER 30A	1
6	105843	5A MINI FUSE	2
7	105844	15A MINI FUSE	1
8	105876	7.5A MINI FUSE	1

3.8 - 2-30A RV 2-50A RV NEMA Outlet Package



117460_A

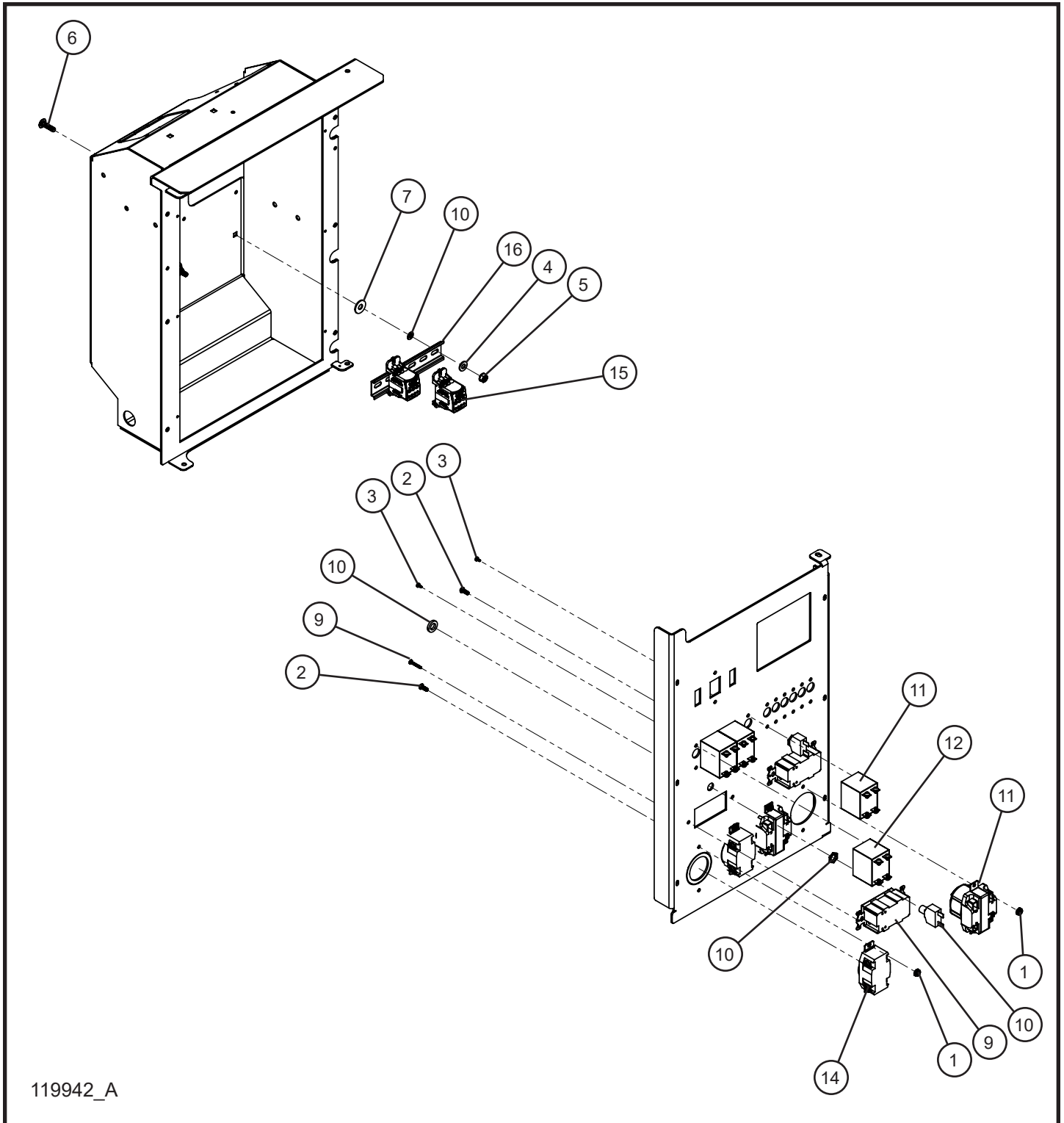
MAXI-POWER™ 15XR

SN 44-000001 and UP

3.8 - 2-30A RV 2-50A RV NEMA Outlet Package

Item	Part No.	Part Description	Qty.
1	650138	20A PUSH BUTTON CIRCUIT BREAKER	2
2	330499	20A GFCI RECEPTACLE	2
3	044016	#10-24 KEPS HEX NUT	8
4	041021	#10-24 x 1/2 PH-ROUND HEAD MACHINE SCREW	8
5	041018	#6-32 x 1/4 PH-ROUND HEAD MACHINE SCREW	8
6	047005	1/4 FLAT WASHER	2
7	044021	1/4-20 KEPS HEX NUT	2
8	100342	1/4-20 x 1 CARRIAGE BOLT	2
9	047010	5/16 FLAT WASHER	2
10	101701	1/4 PUSH NUT	2
11	114488	DIN RAIL 6 INCH	1
12	104779	ERIFLEX DISTRIBUTION BLOCK	4
13	353279	50A DPST CIRCUIT BREAKER	2
14	022351	50A 250V RV NEMA 14-50R RECEPTACLE	2
15	680815	30A 125V RV OUTLET	2
16	330472	30A SPST CIRCUIT BREAKER	2
NS	117461	MAXI-LITE 2-RV 2-NEMA 2-GFCI OUTLET PANEL SCHEMATIC	1

3.9 - 2-30A Twistlock 2-50A CS6369 Twistlock Outlet Package



119942_A

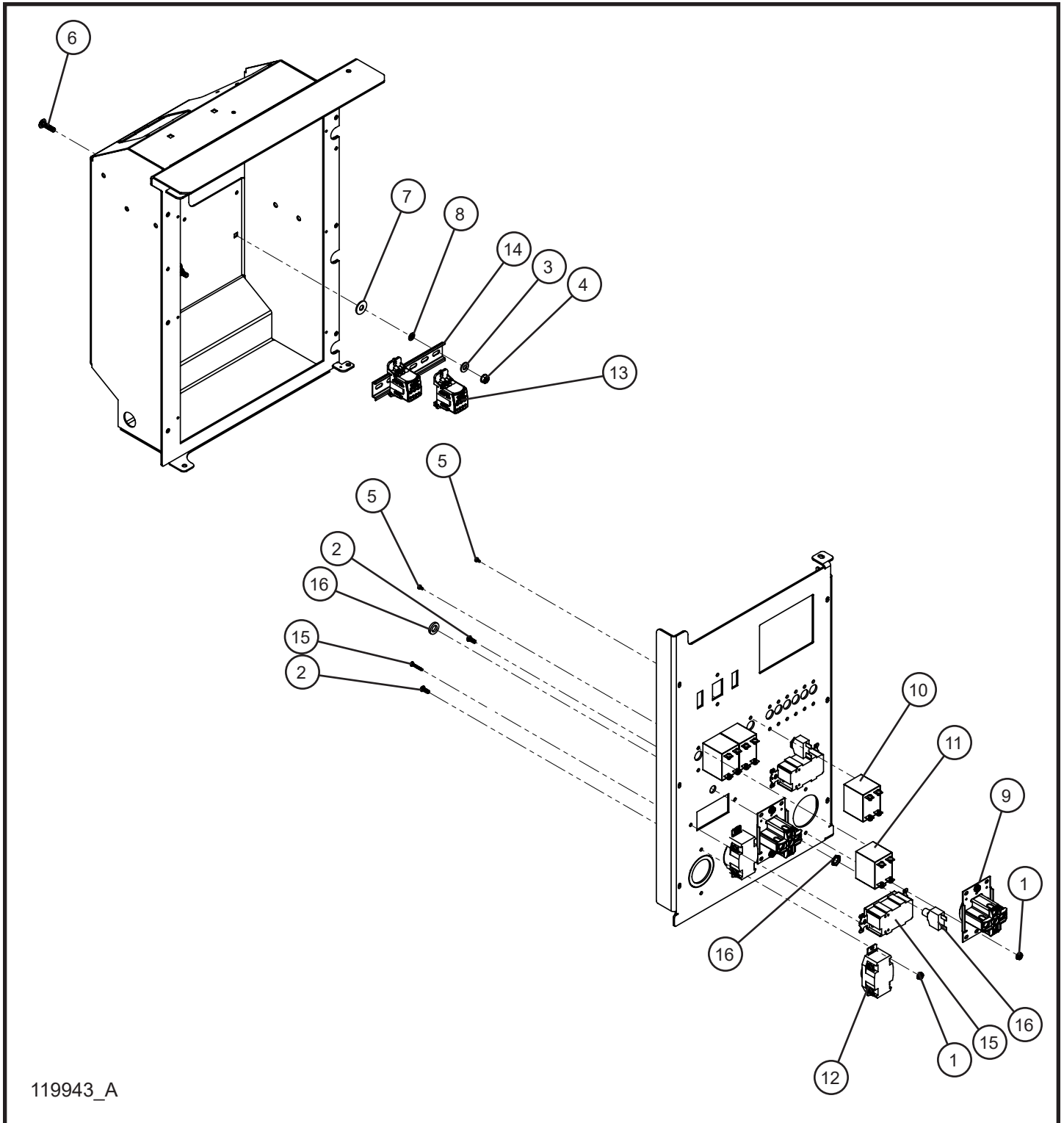
MAXI-POWER™ 15XR

SN 44-000001 and UP

3.9 - 2-30A Twistlock 2-50A CS6369 Twistlock Outlet Package

Item	Part No.	Part Description	Qty.
1	044016	#10-24 KEPS HEX NUT	8
2	041021	#10-24 x 1/2 PH-ROUND HEAD MACHINE SCREW	8
3	041018	#6-32 x 1/4 PH-ROUND HEAD MACHINE SCREW	8
4	047005	1/4 FLAT WASHER	2
5	044021	1/4-20 KEPS HEX NUT	2
6	100342	1/4-20 x 1 CARRIAGE BOLT	2
7	047010	5/16 FLAT WASHER	2
8	101701	1/4 PUSH NUT	2
9	330499	20A GFCI RECEPTACLE	2
10	650138	20A PUSH BUTTON CIRCUIT BREAKER	2
11	104267	50A 125-250V CS6369 RECEPTACLE	2
12	353279	50A DPST CIRCUIT BREAKER	2
13	330456	30A DPST CIRCUIT BREAKER	2
14	653102	30A 125-250V TWISTLOCK RECEPTACLE	2
15	104779	ERIFLEX DISTRIBUTION BLOCK	2
16	114488	DIN RAIL 6 INCH	1
NS	117524	50A CS6369 TO 50A RV NEMA INSTALLATION KIT	1
NS	118325	SCHEMATIC OUTLET PANEL 2-30A 2-50A TWISTLOCKS MP 15XR	1

3.10 - 2-30A Twistlock 2-50A RV NEMA Outlet Package



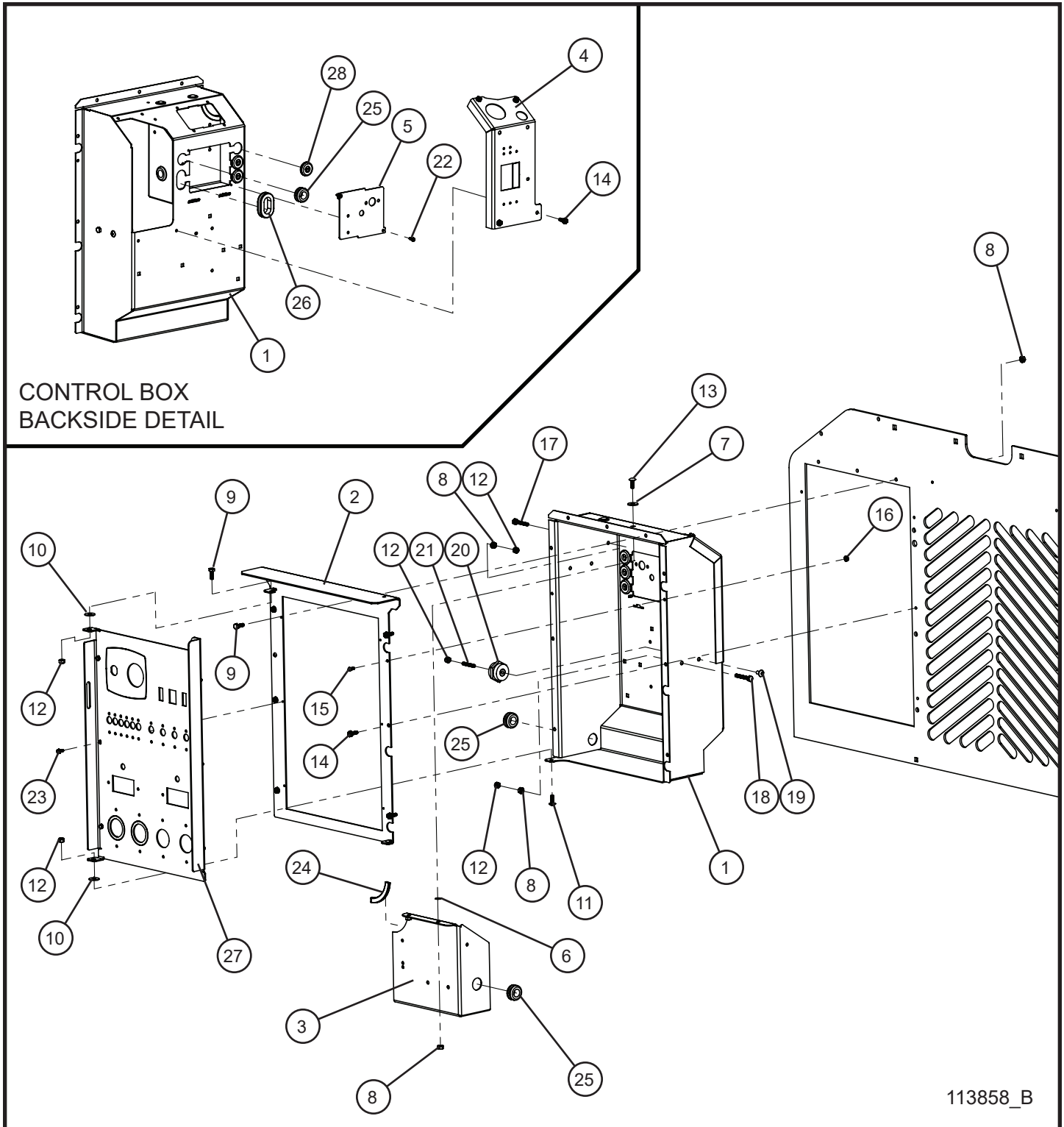
MAXI-POWER™ 15XR

SN 44-000001 and UP

3.10 - 2-30A Twistlock 2-50A RV NEMA Outlet Package

Item	Part No.	Part Description	Qty.
1	044016	#10-24 KEPS HEX NUT	8
2	041021	#10-24 x 1/2 PH-ROUND HEAD MACHINE SCREW	8
3	047005	1/4 FLAT WASHER	2
4	044021	1/4-20 KEPS HEX NUT	2
5	041018	#6-32 x 1/4 PH-ROUND HEAD MACHINE SCREW	8
6	100342	1/4-20 x 1 CARRIAGE BOLT	2
7	047010	5/16 FLAT WASHER	2
8	101701	1/4 PUSH NUT	2
9	022351	50A 250V RV NEMA 14-50R RECEPTACLE	2
10	353279	50A DPST CIRCUIT BREAKER	2
11	330456	30A DPST CIRCUIT BREAKER	2
12	653102	30A 125-250V TWISTLOCK RECEPTACLE	2
13	104779	ERIFLEX DISTRIBUTION BLOCK	2
14	114488	DIN RAIL 6 INCH	1
15	330499	20A GFCI RECEPTACLE	2
16	650138	20A PUSH BUTTON CIRCUIT BREAKER	2
NS	118326	SCHEMATIC OUTLET PANEL 2-50A RV MP 15XR	1

4.1 - Chief PDM Control Box Install Group



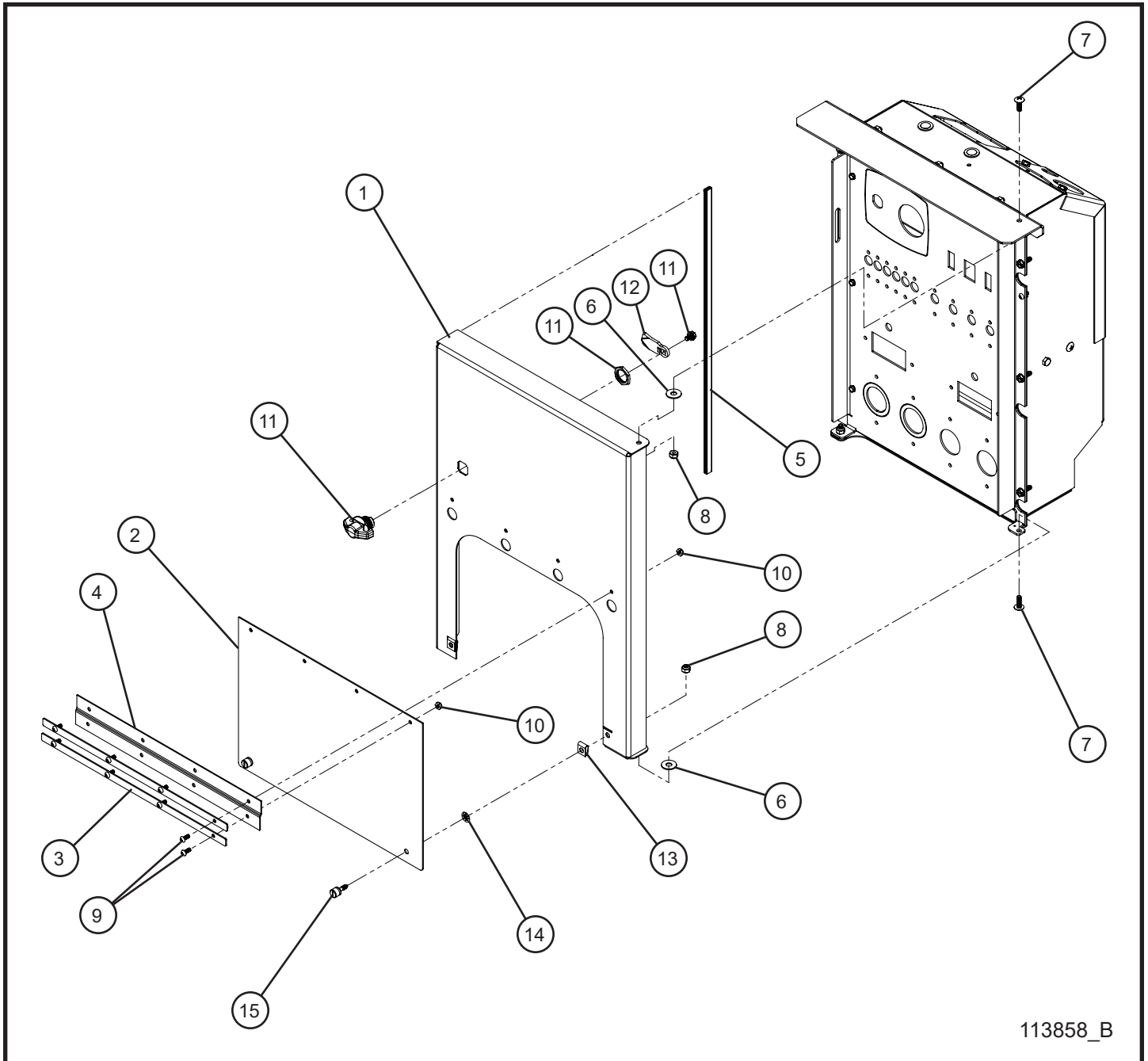
MAXI-POWER™ 15XR

SN 44-000001 and UP

4.1 - Chief PDM Control Box Install Group

Item	Part No.	Part Description	Qty.
1	111222P	MAXI-LITE COMPONENT BOX SHELL	1
2	113480P	MAXI-LITE COMPONENT BOX DOOR MOUNT	1
3	111227P	MAXI-LITE COMPONENT BOX DIVIDER PANEL	1
4	112434P	MAXI-LITE MAIN BREAKER PANEL	1
5	111228P	MAXI-LITE COMPONENT BOX BACK COVER	1
6	101701	1/4 PUSH NUT	2
7	047010	5/16 FLAT WASHER	2
8	044021	1/4-20 KEPS HEX NUT	7
9	046010	1/4-20 x 3/4 HEX HEAD BOLT	4
10	711036	3/8 NYLON WASHER 7/8 OD x 11/32 ID	3
11	041050	1/4-20 x 3/4 PH-TRUSS HEAD MACHINE SCREW	3
12	044023	1/4-20 NYLON HEX NUT	7
13	053006	1/4-20 x 3/4 CARRIAGE BOLT	2
14	041070	1/4-20 x 3/4 SL-HEX WASHER HEAD MACHINE SCREW	10
15	041021	#10-24 x 1/2 PH-ROUND HEAD MACHINE SCREW	10
16	044016	#10-24 KEPS HEX NUT	2
17	046016	1/4-20 x 1-1/4 HEX HEAD BOLT	1
18	046029	1/4-20 x 1-3/4 HEX HEAD BOLT	1
19	122452	1/4-20 X 1/2 HEX SERRATED FLANGE BOLT W/ THREAD LOCK	1
20	106318	1/4-20, 1-1/4" LOW VOLTAGE INSULATOR	1
21	122454	1/4-20 X 1-1/2 STUD W/ THREAD LOCK	1
22	041029	#8-32 x 1/2 HEX WASHER HEAD MACHINE SCREW	2
23	041031	#10-24 x 1/2 HEX HEAD MACHINE SCREW	6
24	030053	5/64 x 7/16 x 2 7/8 TRIMLOCK	1
25	330463	11/16 ID x 1 OD GROMMET	3
26	650542	1 1/4 ID x 1 1/2 OD GROMMET	1
27	112565P	MAXI-LITE COMPONENT BOX DSE 4520 MK II OUTLET PANEL	1
28	100859	7/8 ID x 1 1/4 OD WEBBED GROMMET	3

4.2 - Chief PDM Control Box Door



113858_B

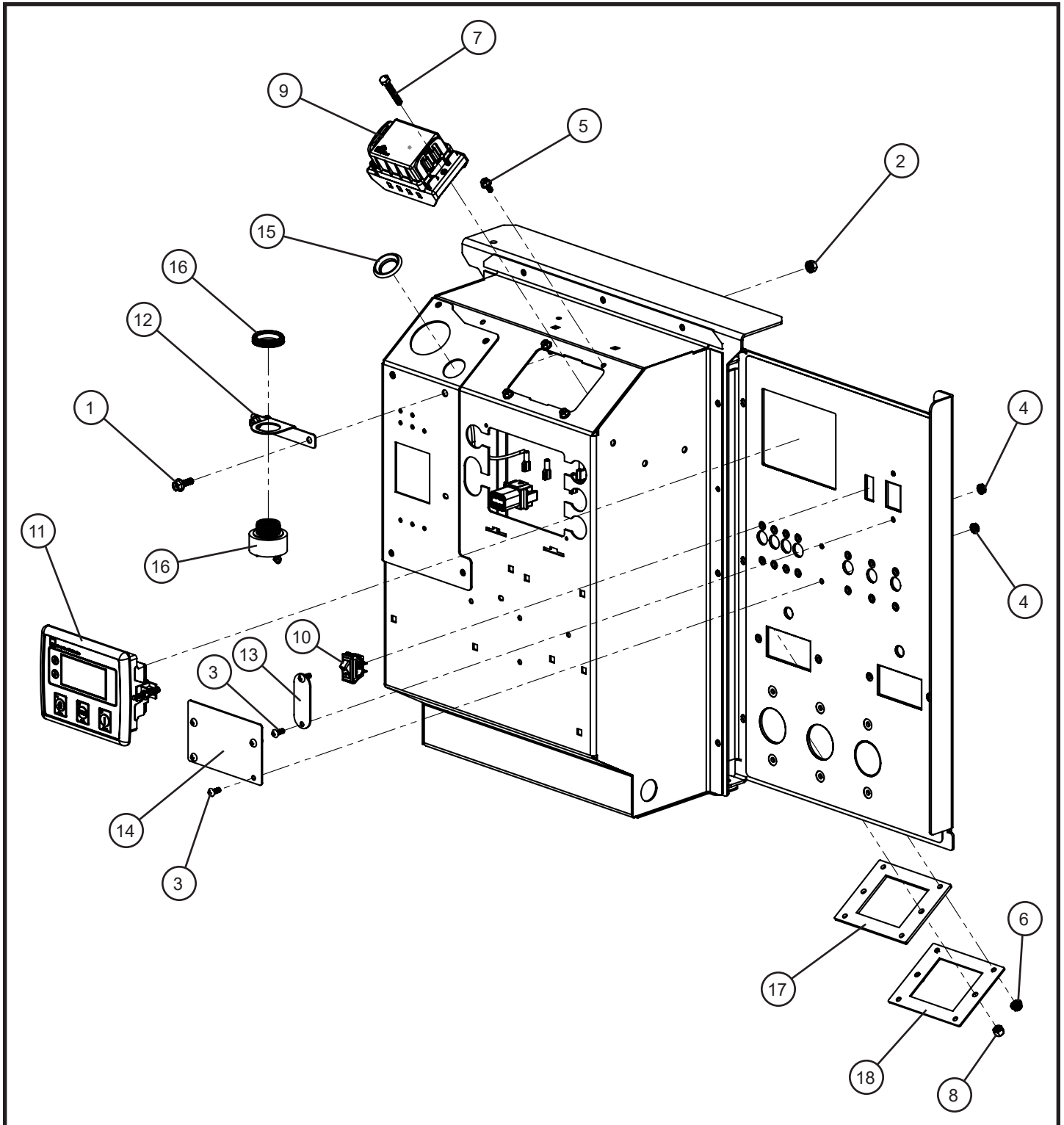
MAXI-POWER™ 15XR

SN 44-000001 and UP

4.2 - Chief PDM Control Box Door

Item	Part No.	Part Description	Qty.
1	111226P	MAXI-LITE COMPONENT BOX DOOR PANEL	1
2	112431P	MAXI-LITE COMPONENT BOX DOOR FLAP	1
3	112433P	MAXI-LITE COMPONENT BOX HINGE STRAP	2
4	115115	HINGE	1
5	030053	5/64 x 7/16 x 20 TRIMLOCK	1
6	711036	3/8 NYLON WASHER 7/8 OD x 11/32 ID	4
7	041050	1/4-20 x 3/4 PH-TRUSS HEAD MACHINE SCREW	3
8	044023	1/4-20 NYLOCK HEX NUT	7
9	041021	#10-24 x 1/2 PH-ROUND HEAD MACHINE SCREW	10
10	044018	#10-24 NYLOCK HEX NUT	8
11	111481	PADLOCKABLE BLACK WINGKNOB	1
12	111482	LATCH CAM STRAIGHT	1
13	045216	1/4-20 TINNERMAN NUT	1
14	115243	RETAINER PUSH ON	2
15	115244	FAST THREAD KNURLED KNOB	2

4.3 - DSE L401 Chief PDM Control Box Assembly Group



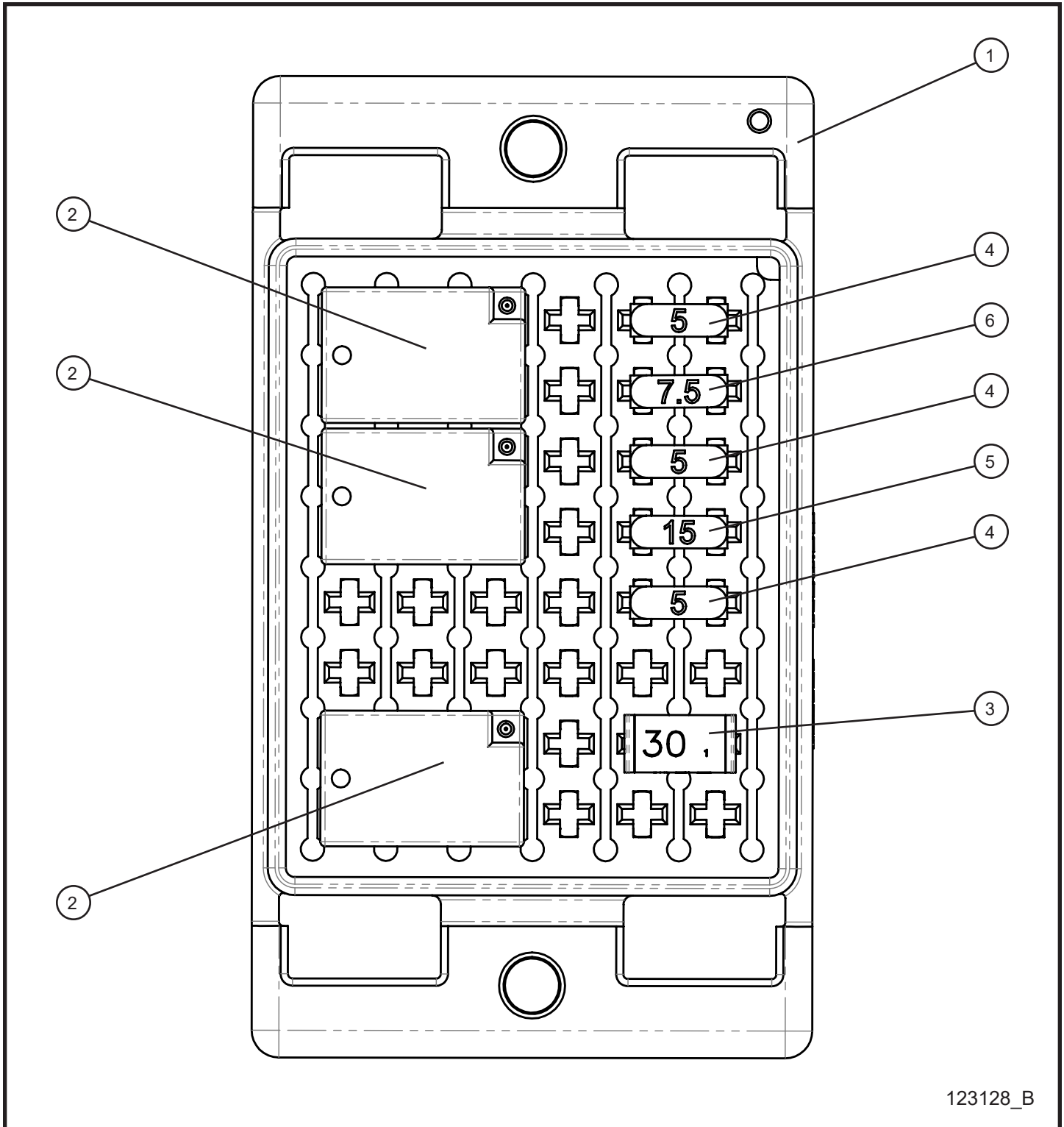
MAXI-POWER™ 15XR

SN 44-000001 and UP

4.3 - DSE L401 Chief PDM Control Box Assembly Group

Item	Part No.	Part Description	Qty.
1	056019	1/4-20 X 3/4 HEX FLANGE SCREW GRADE 5	2
2	044021	1/4-20 KEPS HEX NUT	2
3	041021	#10-24 x 1/2 PH-ROUND HEAD MACHINE SCREW	6
4	044016	#10-24 KEPS HEX NUT	6
5	056022	#10-24 X 1/2 SERRATED FLANGE HEX SCREW	4
6	057004	#10-24 SERRATED FLANGE HEX NUT	4
7	123301	M6 X 1 X40MM HEX HEAD BOLT	2
8	040013	M6 NYLOCK HEX NUT	2
9	123128	HARNESS DEEP SEA CONTROL PANEL L401 MP15XR	1
10	113541	ROCKER SWITCH SPST ON / OFF	1
11	110154	DSE L401 MK II CONTROL MODULE	1
12	120575P	ALARM BRACKET OLD HOLE PATTERN COMPATIBLE	1
13	117616P	COVER TOWER SWITCH	1
14	120099P	COVER LIGHT SWITCH MAXI-POWER 15XR	1
15	064025	1 1/16 PLASTIC PLUG	1
16	118086	AUDIBLE ALARM PANEL MOUNT	1
17	123238	FOAM GASKET PDM BOX ADAPTER PLATE	1
18	124307P	ADAPTER PLATE CHIEF PDM BOX	1
NS	123283	DECAL BILINGUAL DO NOT REMOVE	2
NS	103864	FUSE HOLDER INLINE BLADE	1
NS	104990	2 AMP ATO/ATC BLADE FUSE	1
NS	124336	WIRE SCHEMATIC HARNESS CONTROL MP15XR	1
NS	106037	AUTOSTART ALARM WIRE HARNESS	1

4.4 - DSE L401 Chief PDM Fuse Box



123128_B

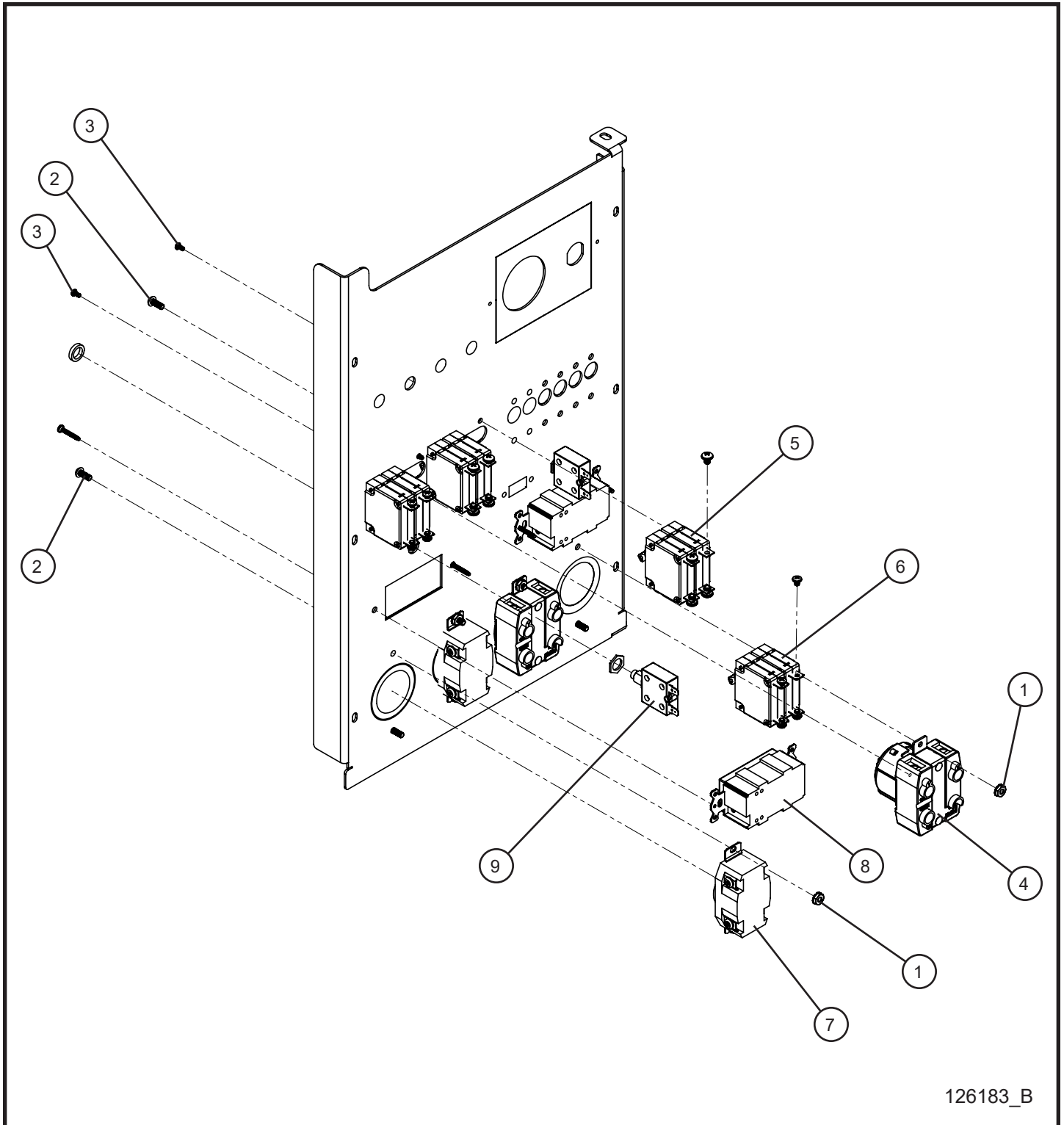
MAXI-POWER™ 15XR

SN 44-000001 and UP

4.4 - DSE L401 Chief PDM Fuse Box

Item	Part No.	Part Description	Qty.
--	123128	HARNES DEEP SEA CONTROL PANEL L401 MP 15XR	1
1	123116	POWER DISTRIBUTION MODULE BASE	1
2	123133	35 AMP SPST RELAY	3
3	105832	CIRCUIT BREAKER 30A	1
4	105843	5A MINI FUSE	2
5	105844	15A MINI FUSE	1
6	105876	7.5A MINI FUSE	1

4.5 - 2-30A & 2-50A Twistlock NEMA Outlet Package



126183_B

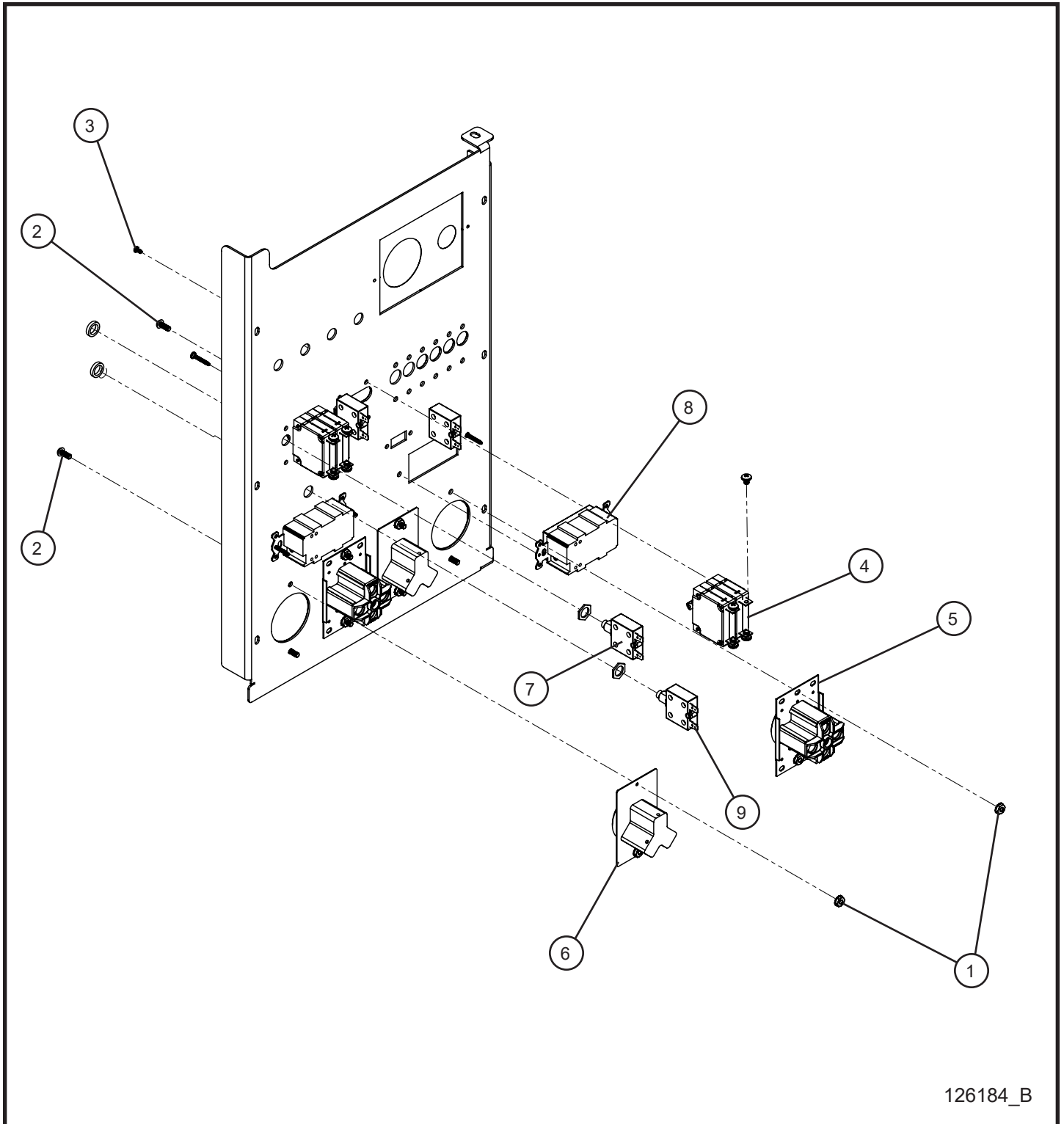
MAXI-POWER™ 15XR

SN 44-000001 and UP

4.5 - 2-30A & 2-50A Twistlock NEMA Outlet Package

Item	Part No.	Part Description	Qty.
1	044016	#10-24 KEPS HEX NUT	8
2	041021	#10-24 X 1/2 PH-ROUND HEAD MACHINE SCREW	8
3	041252	M3 - 0.05mm x 6mm MACHINE SCREW	8
4	125220	50AMP 125/250 VAC CS6369 RECPTACLE LEVITON	2
5	123261	50AMP DOUBLE POLE CIRCUIT BREAKER	2
6	123260	30AMP DOUBLE POLE CIRCUIT BREAKER	2
7	653102	30A 125-250V TWISTLOCK RECEPTACLE	2
8	330499	RECEPTACLE GFCI 20 AMP	2
9	118398	BREAKER THERMAL PUSH BUTTON 20A CSA	2
NS	114862	HARNESS DOUBLE GFCI MAXI II	1
NS	118321	HARNESS BREAKER TO OUTLET MAXI II	1
NS	118322	HARNESS BREAKER TO DB MAXI II	1
NS	118323	HARNESS OUTLET GROUNDS MAXI II	1
NS	118324	HARNESS OUTLET COMM MAXI II	1
NS	118325	SCHEMATIC OUTLET PANEL 2-30A & 2-50A TWISTLOCK MP15XR	1

4.6 - 2-30A & 2-50A RV NEMA Outlet Package



126184_B

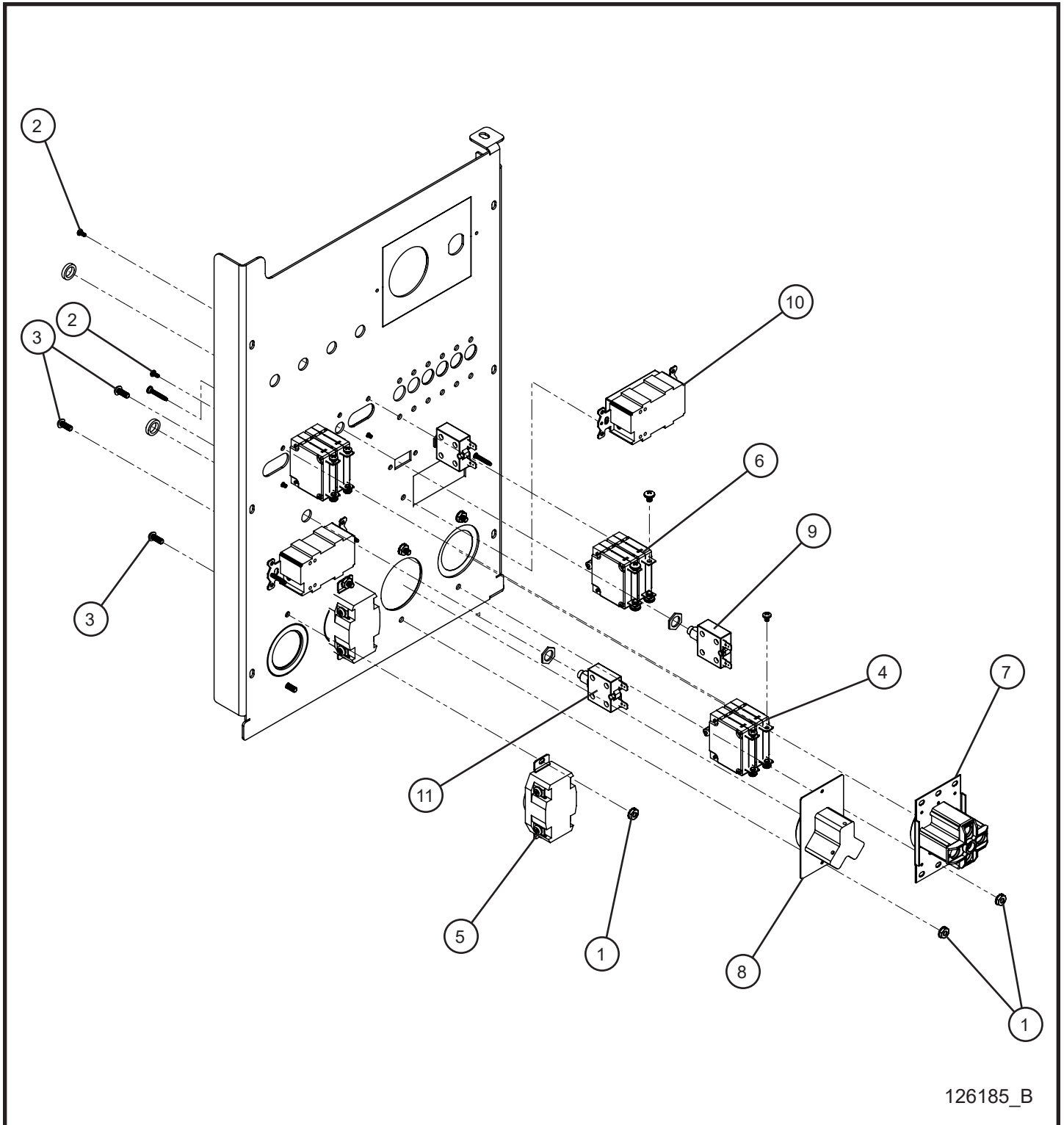
MAXI-POWER™ 15XR

SN 44-000001 and UP

4.6 - 2-30A & 2-50A RV NEMA Outlet Package

Item	Part No.	Part Description	Qty.
1	044016	#10-24 KEPS HEX NUT	8
2	041021	#10-24 X 1/2 PH-ROUND HEAD MACHINE SCREW	8
3	041252	M3 - 0.05mm x 6mm MACHINE SCREW	4
4	123261	50AMP DOUBLE POLE CIRCUIT BREAKER	2
5	022351	14-50R 50A/250V RV NEMA RECEPTACLE	2
6	680815	30A/125V RV OUTLET	2
7	118662	BREAKER THERMAL PUSH BUTTON 30A 250VAC	2
8	330499	RECEPTACLE GFCI 20 AMP	2
9	118398	BREAKER THERMAL PUSH BUTTON 20A CSA	2
NS	114862	HARNESS DOUBLE GFCI MAXI II	1
NS	123272	HARNESS BREAKER TO OUTLET MAXI II	1
NS	123273	HARNESS BREAKER TO DB MAXI II	1
NS	116678	HARNESS OUTLET GROUNDS MAXI II	1
NS	116679	HARNESS OUTLET COMM MAXI II	1
NS	124484	SCHEMATIC OUTLET PANEL 2-50A RV, 2-30A RV, 2-GFCI MPXR15	1

4.7 - 2-30A TL, 1-30A & 1-50A RV NEMA Outlet Package



126185_B

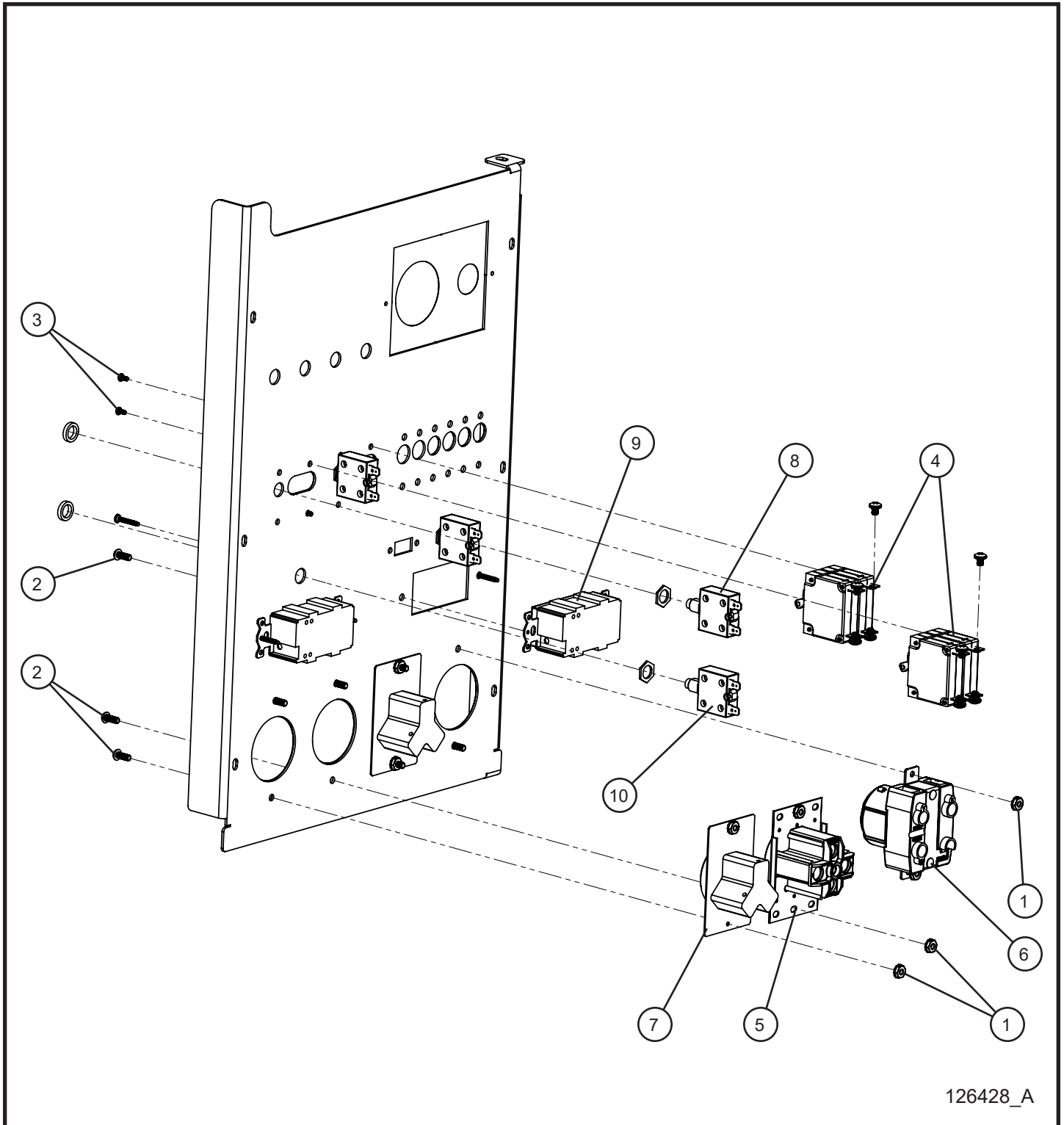
MAXI-POWER™ 15XR

SN 44-000001 and UP

4.7 - 2-30A TL, 1-30A & 1-50A RV NEMA Outlet Package

Item	Part No.	Part Description	Qty.
1	044016	#10-24 KEPS HEX NUT	8
2	041021	#10-24 X 1/2 PH-ROUND HEAD MACHINE SCREW	6
3	041252	M3 - 0.05mm x 6mm MACHINE SCREW	8
4	123260	30AMP DOUBLE POLE CIRCUIT BREAKER	2
5	653102	30A 125-250V TWISTLOCK RECEPTACLE	2
6	123261	50AMP DOUBLE POLE CIRCUIT BREAKER	1
7	022351	14-50R 50A/250V RV NEMA RECEPTACLE	1
8	680815	30A/125V RV OUTLET	1
9	118662	BREAKER THERMAL PUSH BUTTON 30A 250VAC	1
10	330499	RECEPTACLE GFCI 20 AMP	2
11	118398	BREAKER THERMAL PUSH BUTTON 20A CSA	2
NS	114862	HARNESS DOUBLE GFCI MAXI II	1
NS	123270	HARNESS BREAKER TO OUTLET MAXI II	1
NS	123271	HARNESS BREAKER TO DB MAXI II	1
NS	114879	HARNESS OUTLET GROUNDS MAXI II	1
NS	114880	HARNESS OUTLET COMM MAXI II	1
NS	124484	SCHEMATIC OUTLET PANEL 1-50A RV, 1-30A RV, 2-TL MPXR15	1

4.8 - 2-30A RV, 1-50A RV & 1-50A Twistlock Outlet Package



126428_A

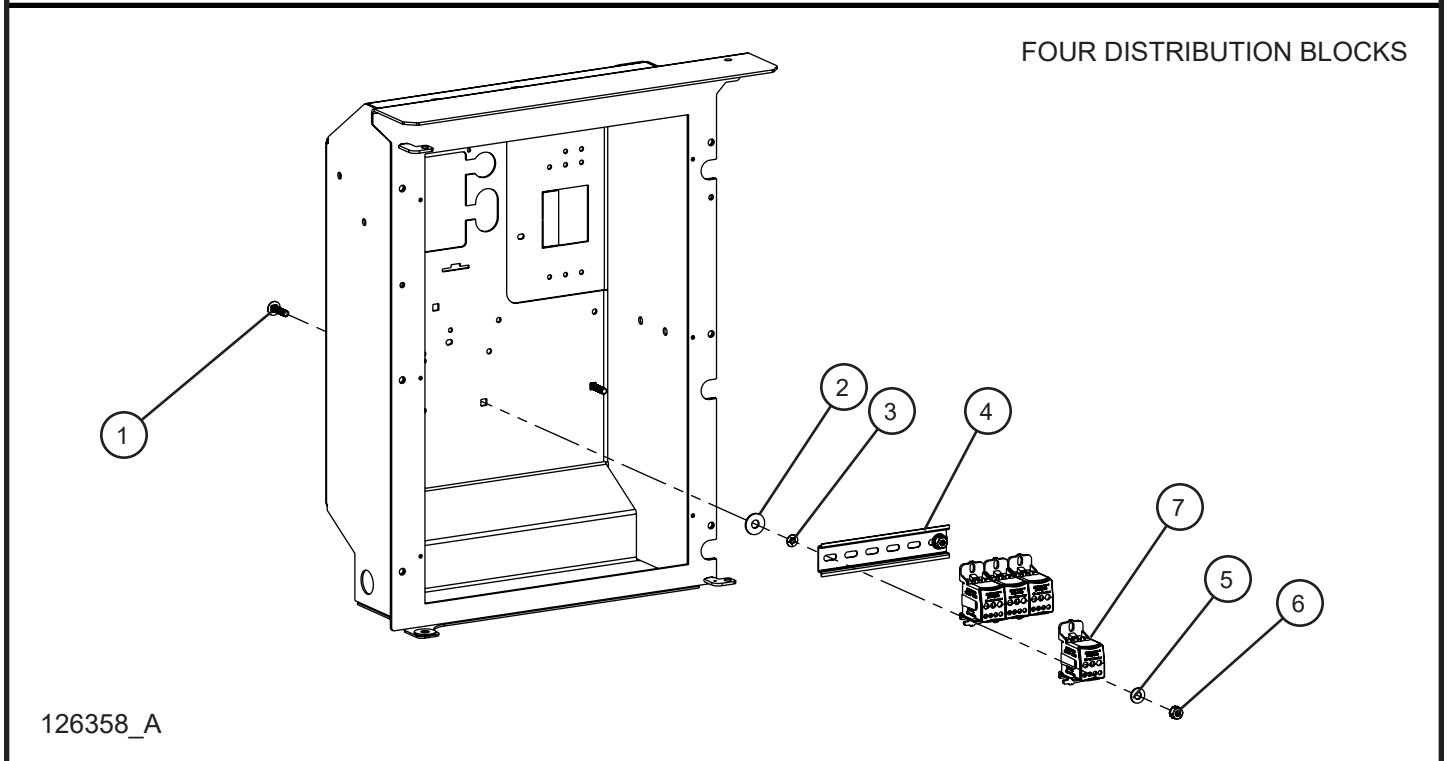
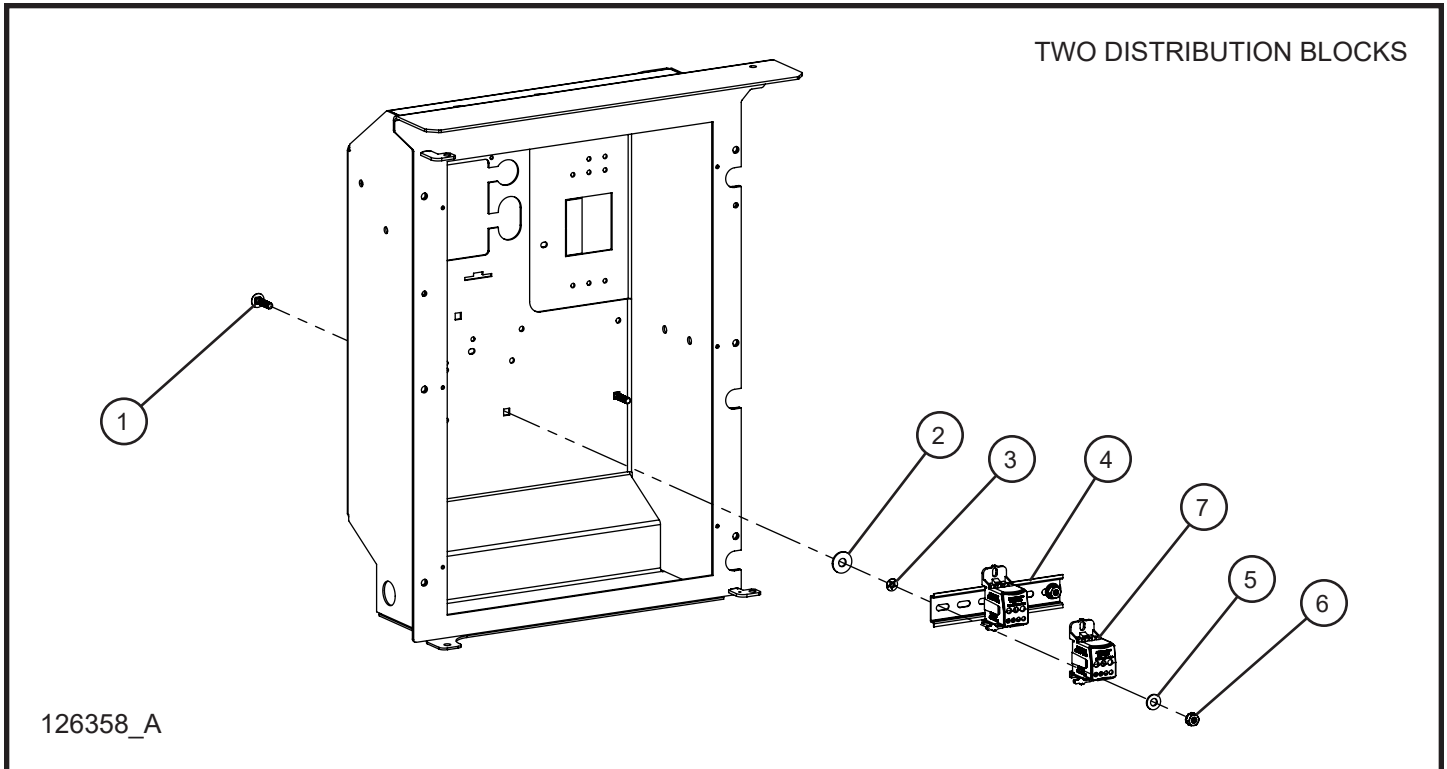
MAXI-POWER™ 15XR

SN 44-000001 and UP

4.8 - 2-30A RV, 1-50A RV & 1-50A Twistlock Outlet Package

Item	Part No.	Part Description	Qty.
1	044016	#10-24 KEPS HEX NUT	8
2	041021	#10-24 X 1/2 PH-ROUND HEAD MACHINE SCREW	8
3	041252	M3 - 0.05mm x 6mm MACHINE SCREW	4
4	123261	50AMP DOUBLE POLE CIRCUIT BREAKER	2
5	022351	14-50R 50A/250V RV NEMA RECEPTACLE	1
6	125220	50AMP 125/250 VAC CS6369 RECPTACLE LEVITON	1
7	680815	30A/125V RV OUTLET	2
8	118662	BREAKER THERMAL PUSH BUTTON 30A 250VAC	2
9	330499	RECEPTACLE GFCI 20 AMP	2
10	118398	BREAKER THERMAL PUSH BUTTON 20A CSA	2
NS	114862	HARNESS DOUBLE GFCI MAXI II	1
NS	123272	HARNESS BREAKER TO OUTLET MAXI II	1
NS	123273	HARNESS BREAKER TO DB MAXI II	1
NS	116678	HARNESS OUTLET GROUNDS MAXI II	1
NS	116679	HARNESS OUTLET COMM MAXI II	1
NS	126439	SCHEMATIC OUTLET PANEL 2-30A RV, 1-50A RV, 1-50A TL MAXI	1

4.9 - Distribution Blocks



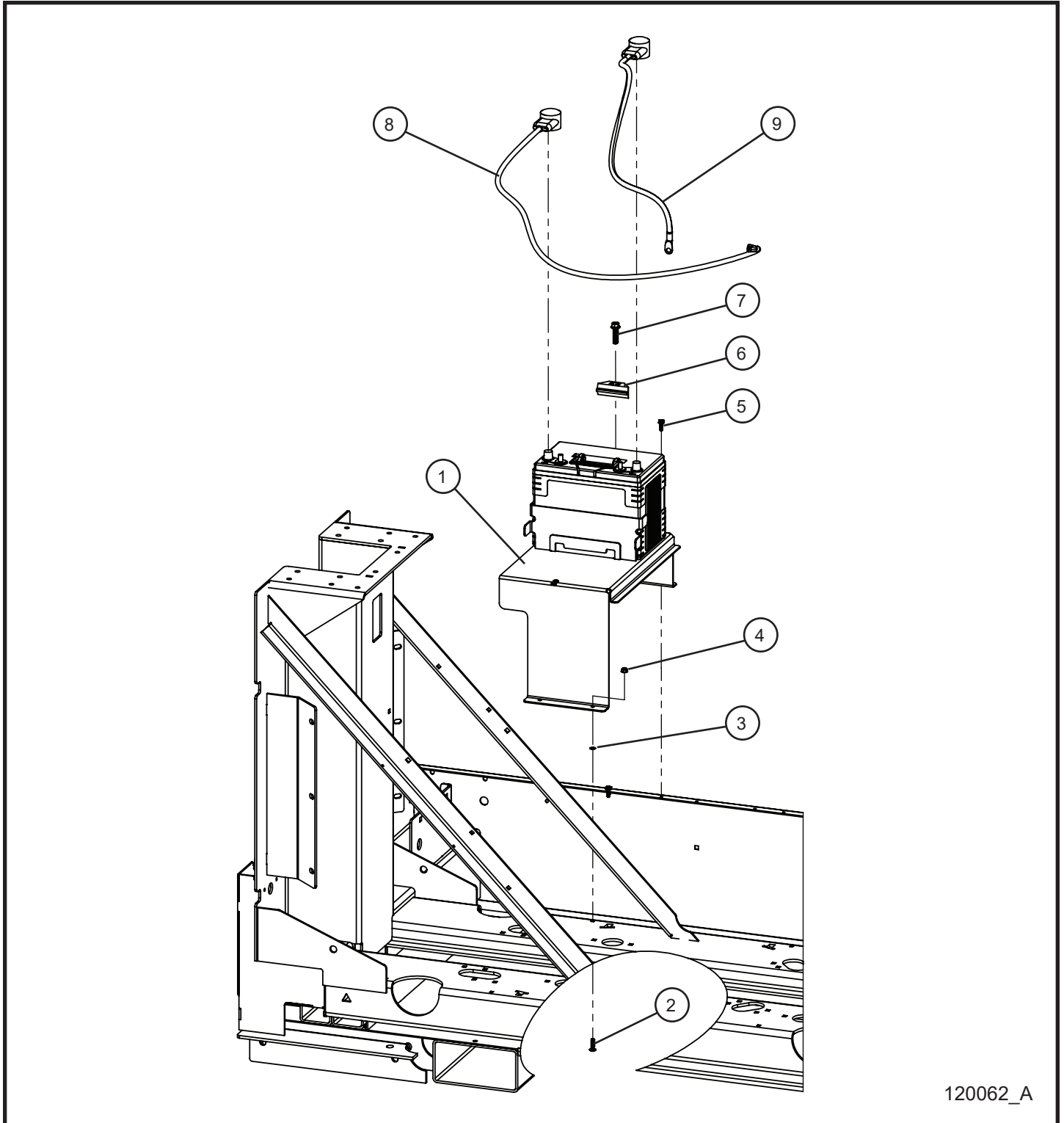
MAXI-POWER™ 15XR

SN 44-000001 and UP

4.9 - Distribution Blocks

Item	Part No.	Part Description	Qty.
1	100342	1/4-20 x 1 CARRIAGE BOLT	2
2	047010	5/16 FLAT WASHER	2
3	101701	1/4 PUSH NUT	2
4	114488	DIN RAIL 6.00 INCH	1
5	047005	1/4 FLAT WASHER	2
6	044021	1/4-20 KEPS HEX NUT	2
7	104779	DISTRIBUTION BLOCK ERIFLEX	4
NS	114481	WIRE 4 AWG BLACK X 7.00	1
NS	114482	WIRE 4 AWG RED X 7.00	1

5.1 - Battery Cables



120062_A

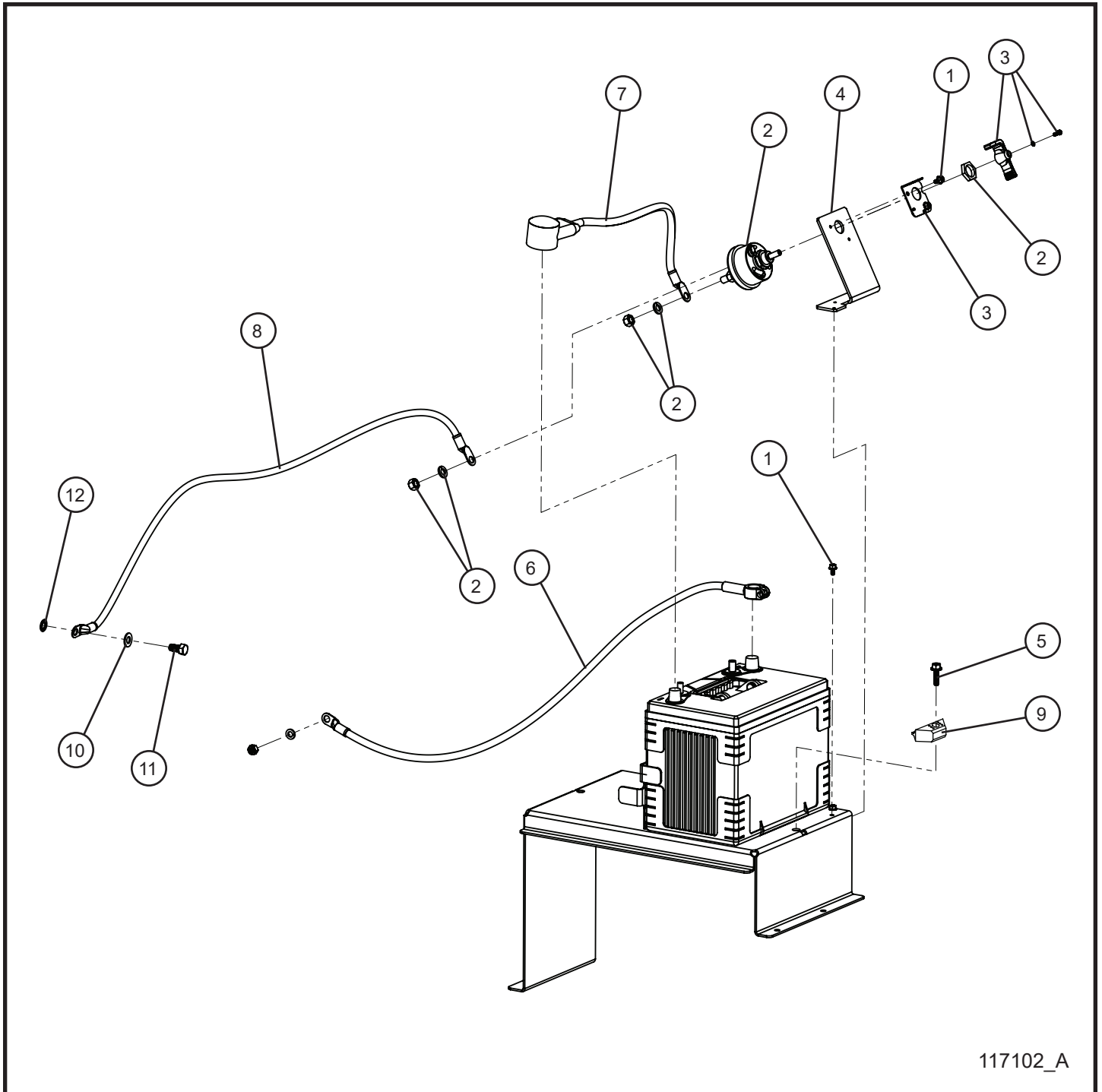
MAXI-POWER™ 15XR

SN 44-000001 and UP

5.1 - Battery Cables

Item	Part No.	Part Description	Qty.
1	120059P	MAXI-LITE DUAL BATTERY MOUNT	1
2	100342	1/4-20 x 1 CARRIAGE BOLT	2
3	101701	1/4 PUSH NUT	2
4	057001	1/4-20 HEX NYLOCK FLANGE NUT	2
5	041070	1/4-20 x 3/4 SL-HEX WASHER HEAD MACHINE SCREW	2
6	107115	BATTERY HOLD DOWN	1
7	056015	3/8-16 x 1 1/2 HEX FLANGE SCREW	1
8	113656	2GA x 42.00 RED BATTERY CABLE	1
9	027015	2GA x 27.00 BLACK BATTERY CABLE	1

5.2 - Battery Disconnect Cables



117102_A

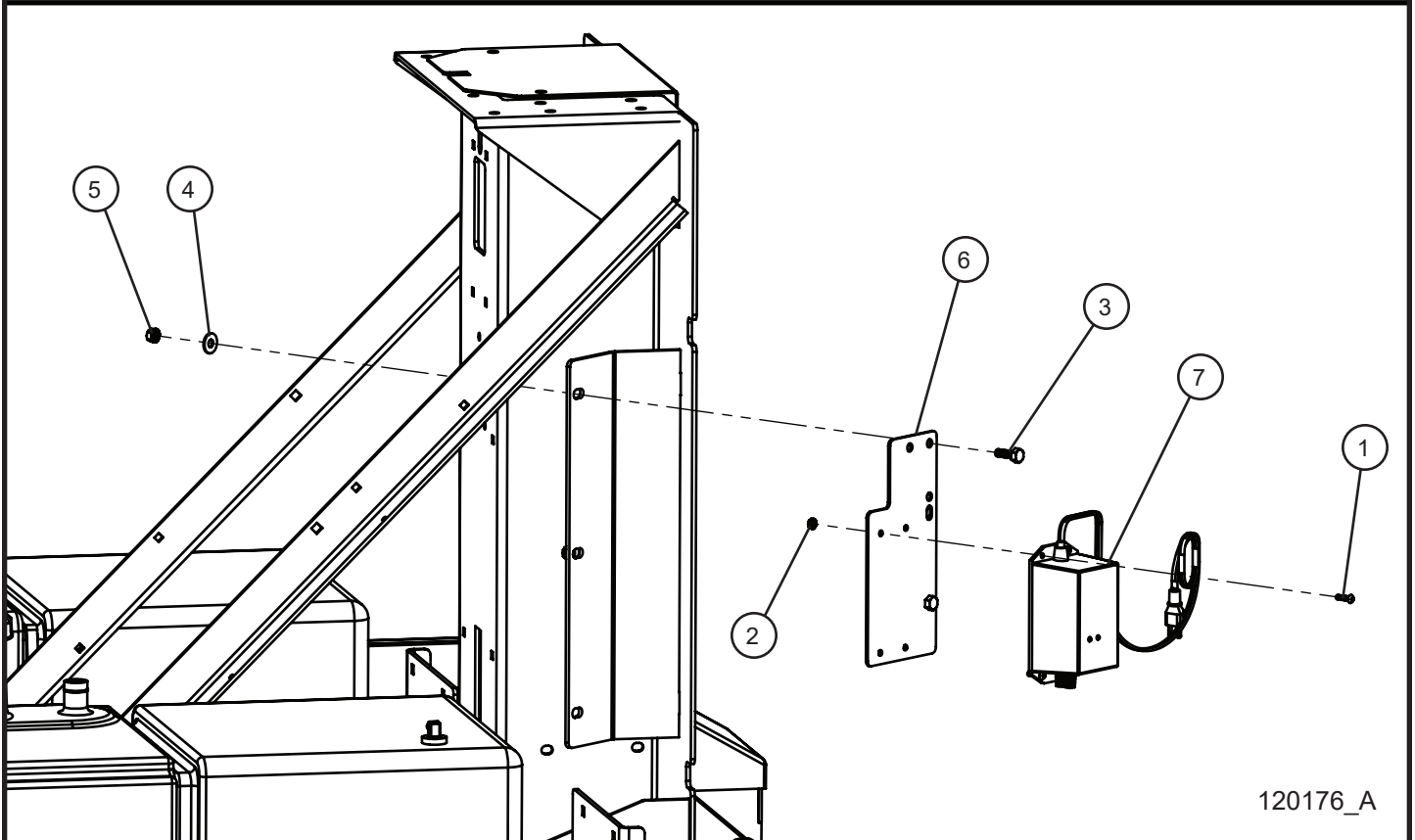
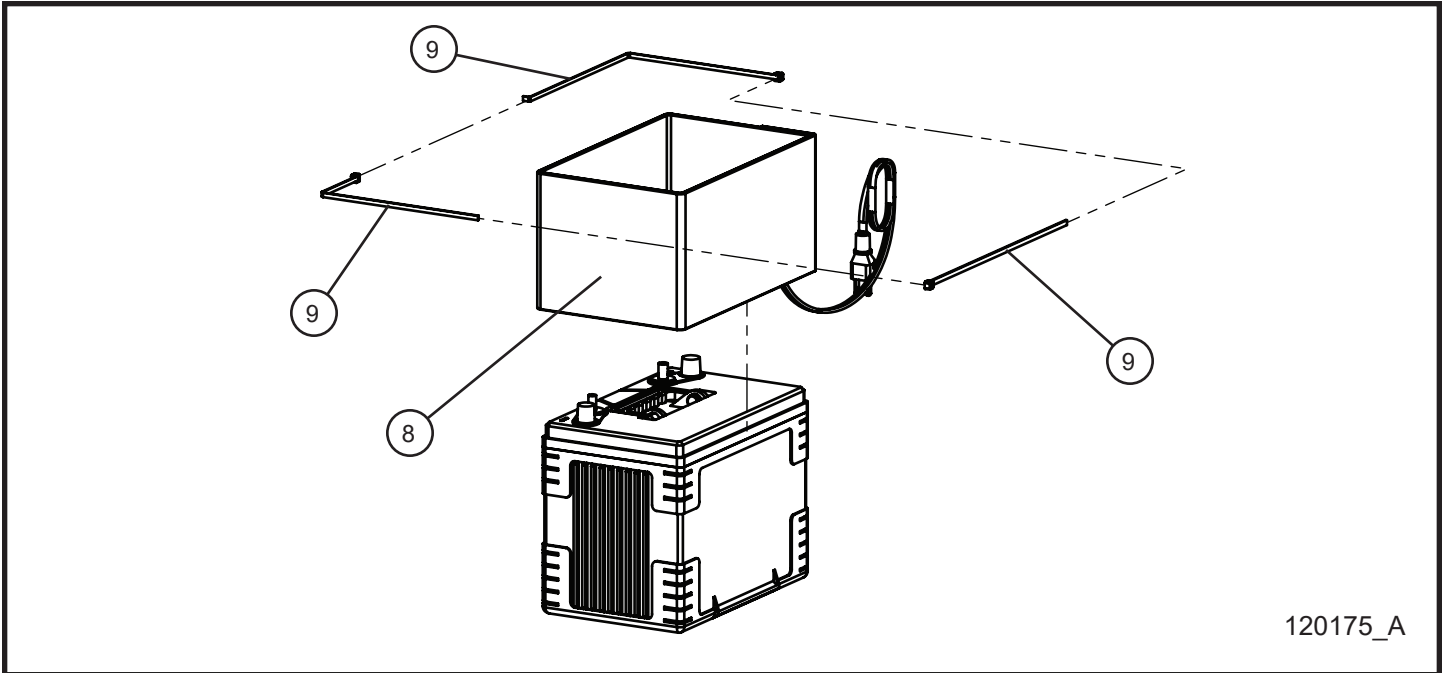
MAXI-POWER™ 15XR

SN 44-000001 and UP

5.2 - Battery Disconnect Cables

Item	Part No.	Part Description	Qty.
1	056016	#10-24 x 3/8 SERRATED FLANGE HEX BOLT	4
2	102534	4 TERMINAL BATTERY DISCONNECT SWITCH	1
3	103483	LOCK OUT BATTERY DISCONNECT	1
4	114659P	MAXI-LITE BATTERY DISCONNECT MOUNT	1
5	056015	3/8-16 x 1 1/2 HEX FLANGE SCREW	1
6	113656	2GA x 42.00 RED BATTERY CABLE	1
7	110373	2GA x 16.00 BLACK BATTERY CABLE	1
8	105111	2GA x 42.00 BLACK BATTERY CABLE	1
9	107115	BATTERY HOLD DOWN	1
10	047016	3/8 FLAT WASHER	1
11	046105	3/8-16 x 3/4 HEX HEAD BOLT	1
12	043070	3/8 INTL TOOTH LOCK WASHER	1
NS	105301	BATTERY DISCONNECT SCHEMATIC	1

5.3 - Battery Charger and Battery Blanket Options



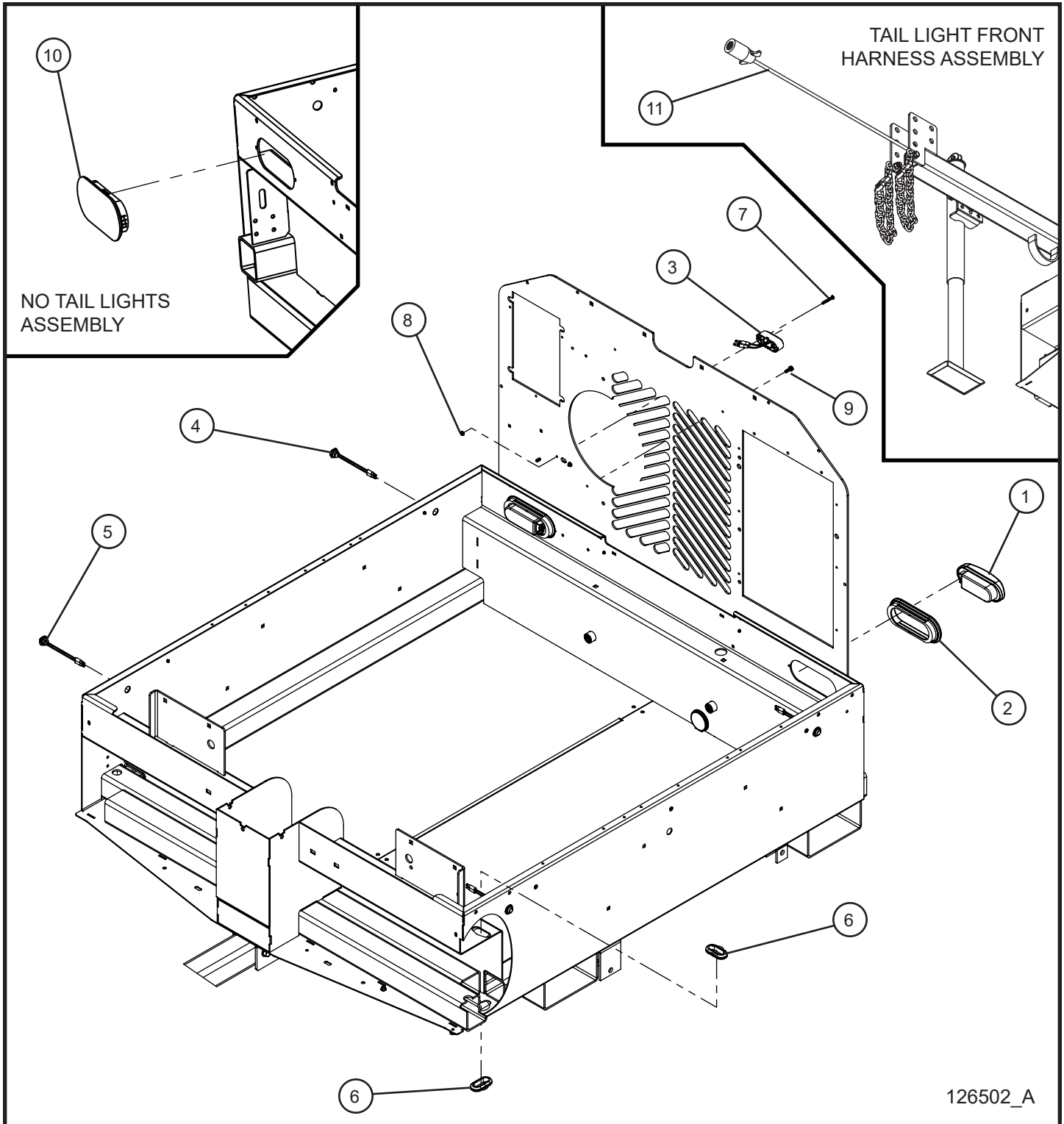
MAXI-POWER™ 15XR

SN 44-000001 and UP

5.3 - Battery Charger and Battery Blanket Options

Item	Part No.	Part Description	Qty.
1	041027	#10-24 x 3/4 PH-ROUND HEAD	4
2	044016	#10-24 KEPS HEX NUT	4
3	046050	5/16-18 x 1 HEX HEAD	2
4	047010	5/16 FLAT WASHER	2
5	044031	5/16-18 KEPS HEX NUT	2
6	114785P	MOUNT BATTERY CHARGER MAXI-AIR	1
7	120198	BATTERY CHARGER MAXI-POWER 15XR	1
8	024010	80 WATT BATTERY BLANKET	1
9	068046	15 INCH BLACK CABLE TIE	3
NS	105843	5A MINI FUSE	1
NS	120199	SCHEMATIC SINGLE BATTERY CHARGER MAXI-POWER 15XR	1

5.4 - Side Marker Lights and Tail Lights



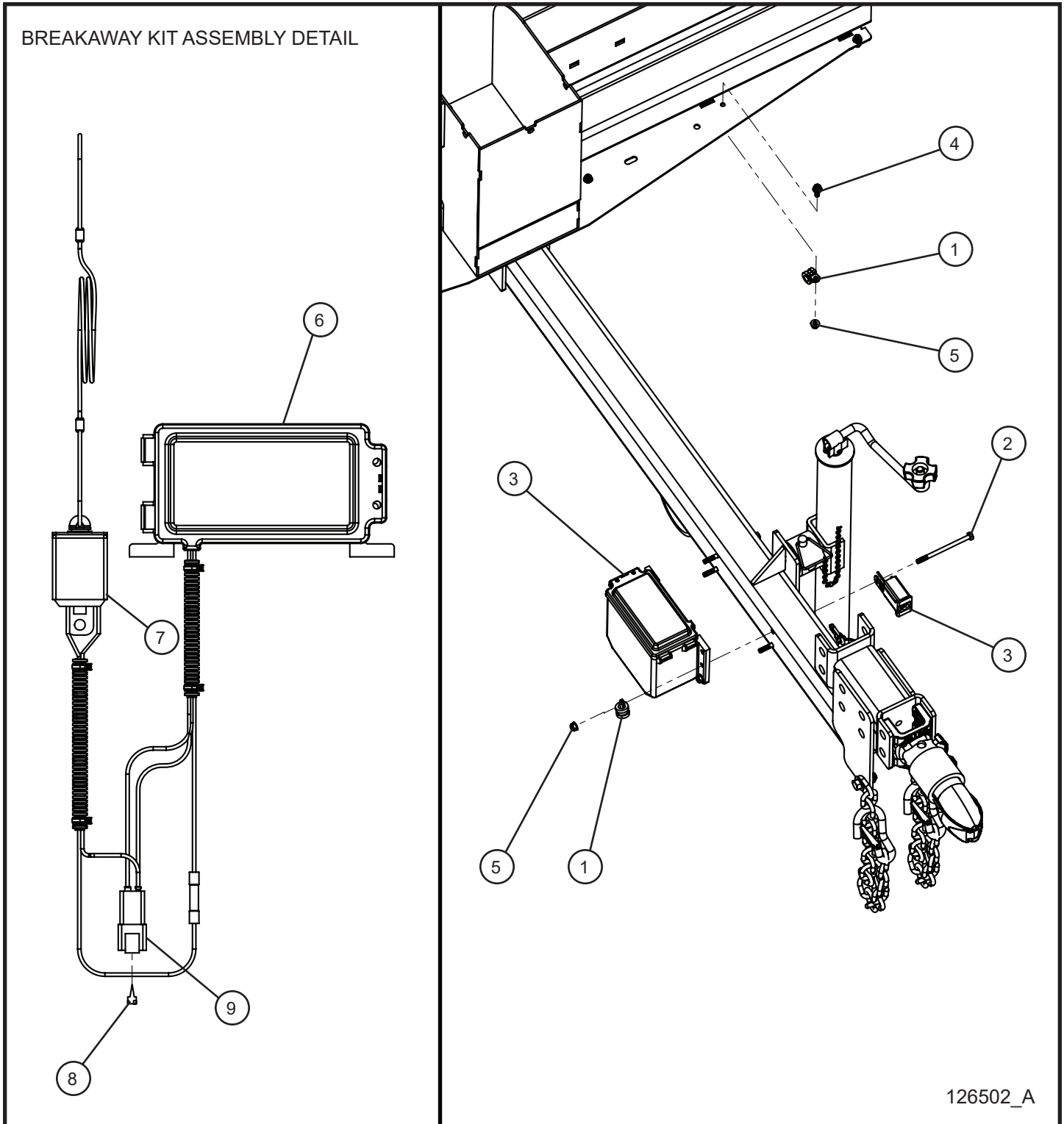
MAXI-POWER™ 15XR

SN 44-000001 and UP

5.4 - Side Marker Lights and Tail Lights

Item	Part No.	Part Description	Qty.
1	102721	LED TAIL LAMP	2
2	102825	GROMMET	2
3	115116	LICENSE PLATE LED LIGHT	1
4	106211	RED BULLET LED MARKER LIGHT	2
5	106212	AMBER BULLET LED MARKER LIGHT	2
6	106542	RUBBER GROMMET	2
7	041040	#10-24 x 1 1/2 PH-ROUND HEAD MACHINE SCREW	2
8	044016	#10-24 KEPS HEX NUT	2
9	041070	1/4-20 x 3/4 SL-HEX WASHER HEAD MACHINE SCREW	2
10	118601	TAILLIGHT PLASTIC FILLER PLUG (2 SET)	1
11	125532	HARNESS TAILLIGHT ARCTIC BREAKAWAY ML, MP15XR, & HLT	1
NS	113663	MAXI-LITE TAIL LIGHT BASE HARNESS	1
NS	113861	BREAK AWAY KIT TAIL LIGHT HARNESS	1
NS	114032	MAXI-LITE ELECTRIC BRAKE TAIL LIGHT HARNESS SCHEMATIC	1

5.5 - Breakaway Kit I



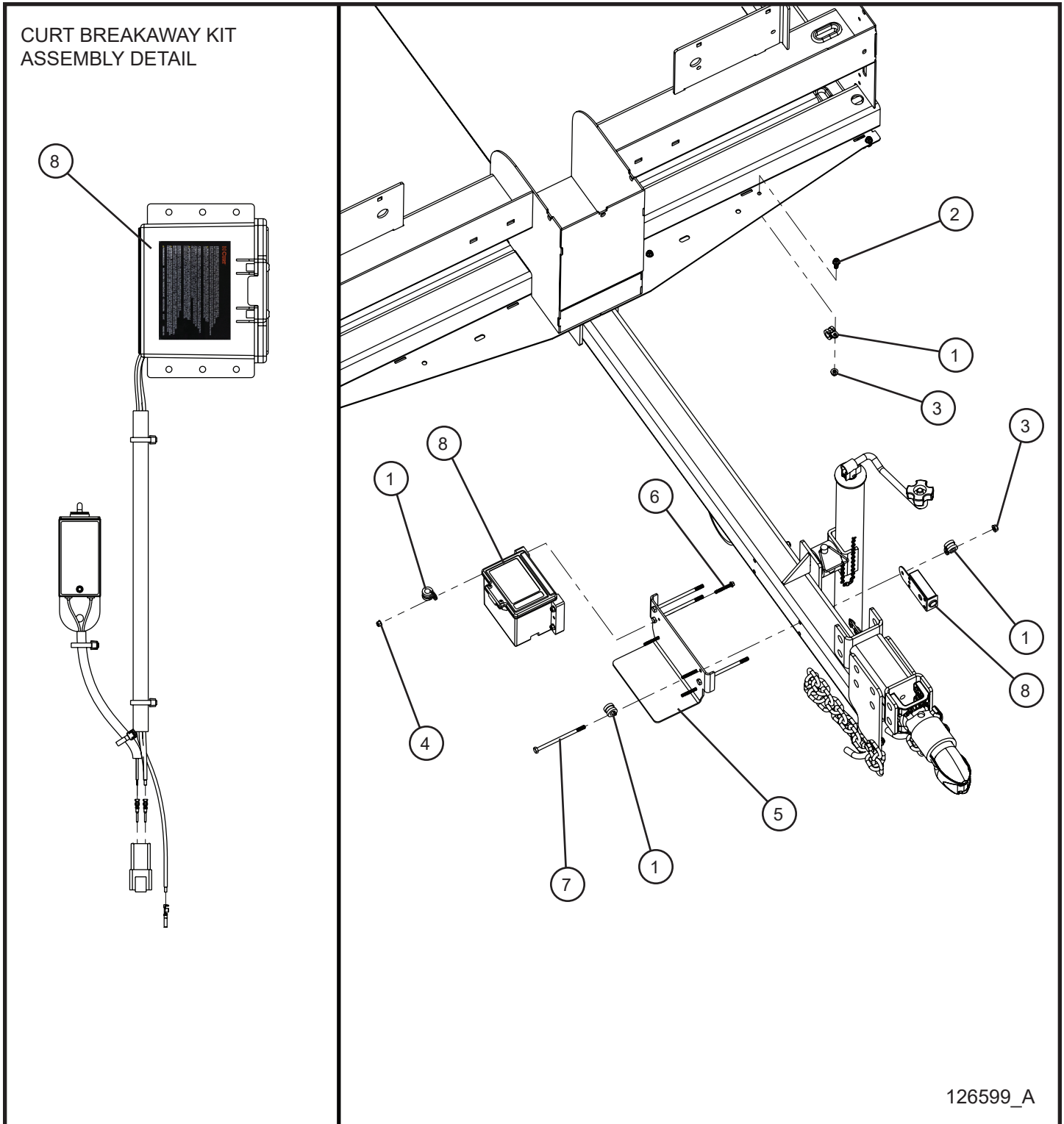
MAXI-POWER™ 15XR

SN 44-000001 and UP

5.5 - Breakaway Kit I

Item	Part No.	Part Description	Qty.
1	310212	#10 CUSH CLAMP 1/4 HOLE	4
2	046039	1/4-20 x 4 HEX HEAD BOLT	4
3	113855	MAXI-LITE BREAK AWAY KIT ASSEMBLY	1
4	056002	1/4-20 x 3/4 HEX SERRATED FLANGE SCREW	3
5	057001	1/4-20 HEX NYLOCK FLANGE NUT	7
6	106578	BREAKAWAY KIT	1
7	113065	BREAKAWAY SWITCH AND LANYARD ASSEMBLY	1
8	105847	4-WAY RECEPTACLE WEDGELOCK	1
9	105207	4-WAY RECEPTACLE	1
NS	113663	MAXI-LITE TAIL LIGHT BASE HARNESS	1
NS	125532	HARNESS TAILLIGHT ARCTIC BREAKAWAY ML, MP15XR, & HLT	1
NS	113861	BREAK AWAY KIT TAIL LIGHT HARNESS	1
NS	114032	MAXI-LITE ELECTRIC BRAKE TAIL LIGHT HARNESS SCHEMATIC	1

5.6 - Breakaway Kit II



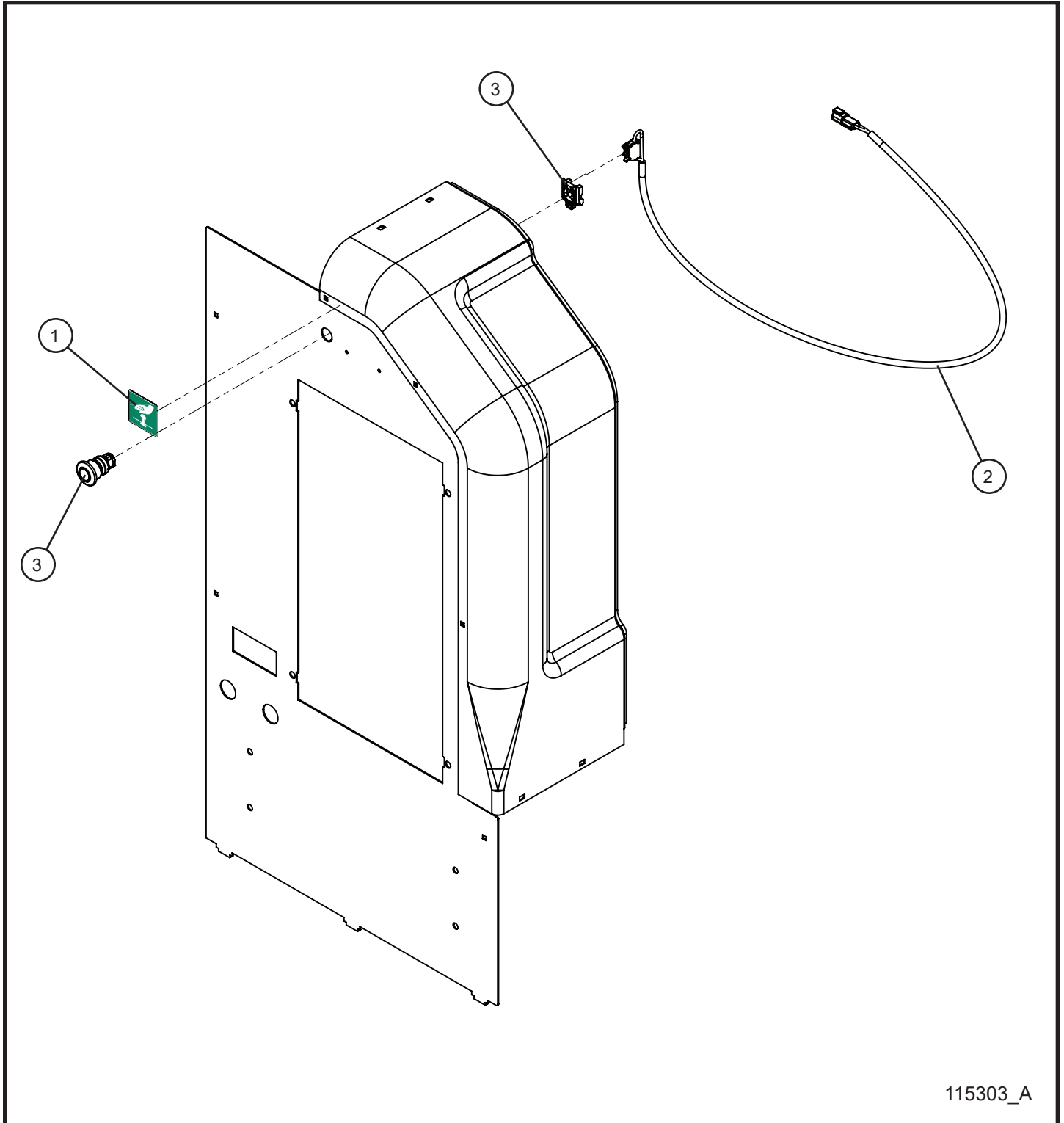
MAXI-POWER™ 15XR

SN 44-000001 and UP

5.6 - Breakaway Kit II

Item	Part No.	Part Description	Qty.
1	310212	#10 CUSH CLAMP 1/4 HOLE	4
2	056002	1/4-20 x 3/4 HEX SERRATED FLANGE SCREW	3
3	057001	1/4-20 HEX NYLOCK FLANGE NUT	7
4	057010	#10-24 HEX NYLOCK FLANGE NUT	4
5	126664P	PLATE MOUNT BREAKAWAY BATTERY ML, MP15XR & HYBRID	1
6	056047	#10-24 X 1-1/2 HEX SERRATED FLANGE SCREW	4
7	046042	1/4-20 X 4 1/2 HEX HEAD CS	4
8	126663	CURT BREAKAWAY KIT ASSEMBLY MAXI-LITE	1
NS	113663	MAXI-LITE TAIL LIGHT BASE HARNESS	1
NS	125532	HARNESS TAILLIGHT ARCTIC BREAKAWAY ML, MP15XR, & HLT	1
NS	126666	SCHEMATIC CURT BREAK AWAY KIT ML MP15XR & HYBRID	1
NS	114032	MAXI-LITE ELECTRIC BRAKE TAIL LIGHT HARNESS SCHEMATIC	1

5.7 - Emergency Stop



115303_A

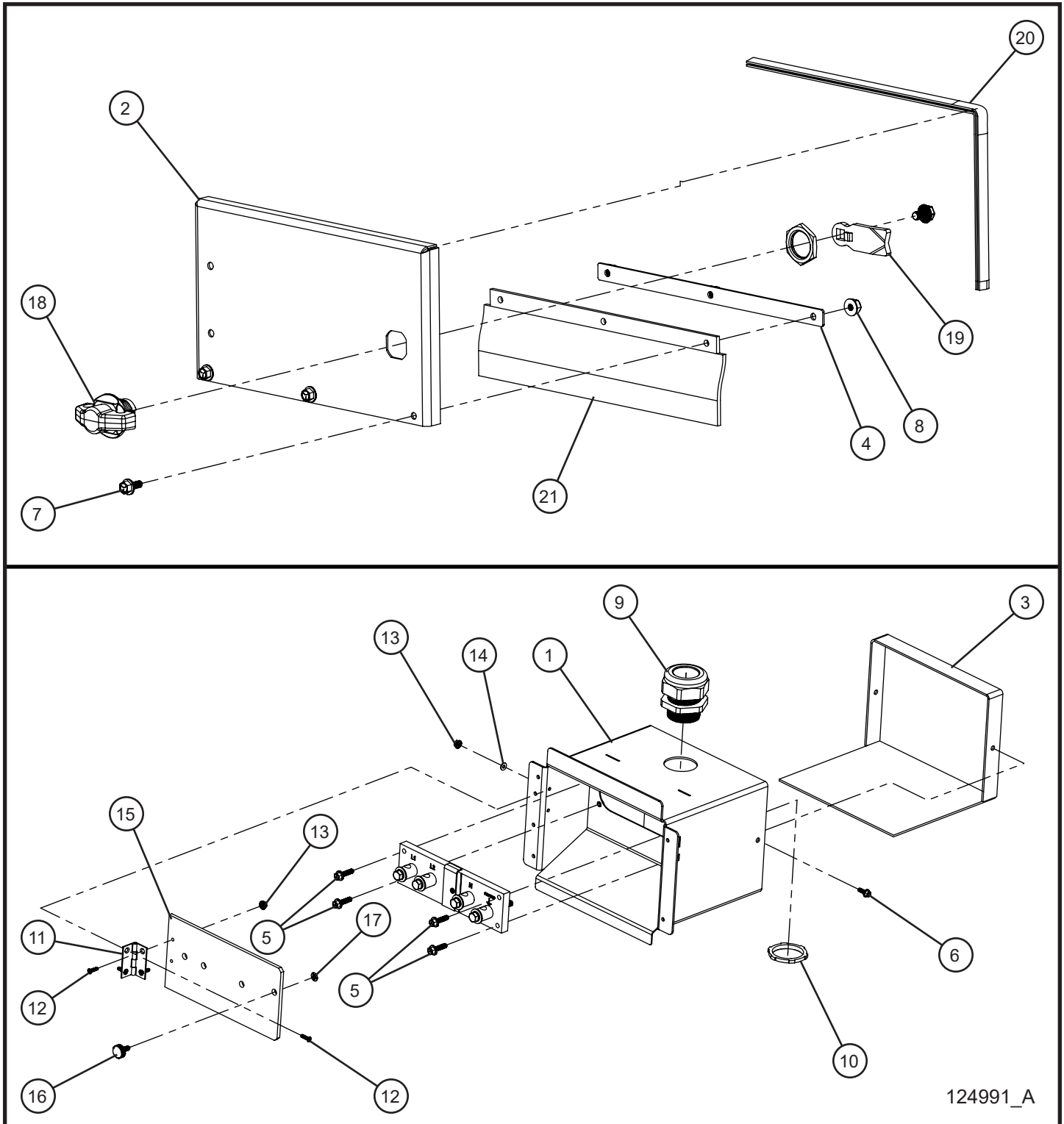
MAXI-POWER™ 15XR

SN 44-000001 and UP

5.7 - Emergency Stop

Item	Part No.	Part Description	Qty.
1	105567	EMERGENCY STOP DECAL	1
2	105991	MAXI-LITE EMERGENCY STOP WIRE HARNESS	1
3	108912	40mm PUSH-PULL EMERGENCY STOP 22mm MOUNTING	1

5.8 - Power Lug Box Install Group (1 of 2)



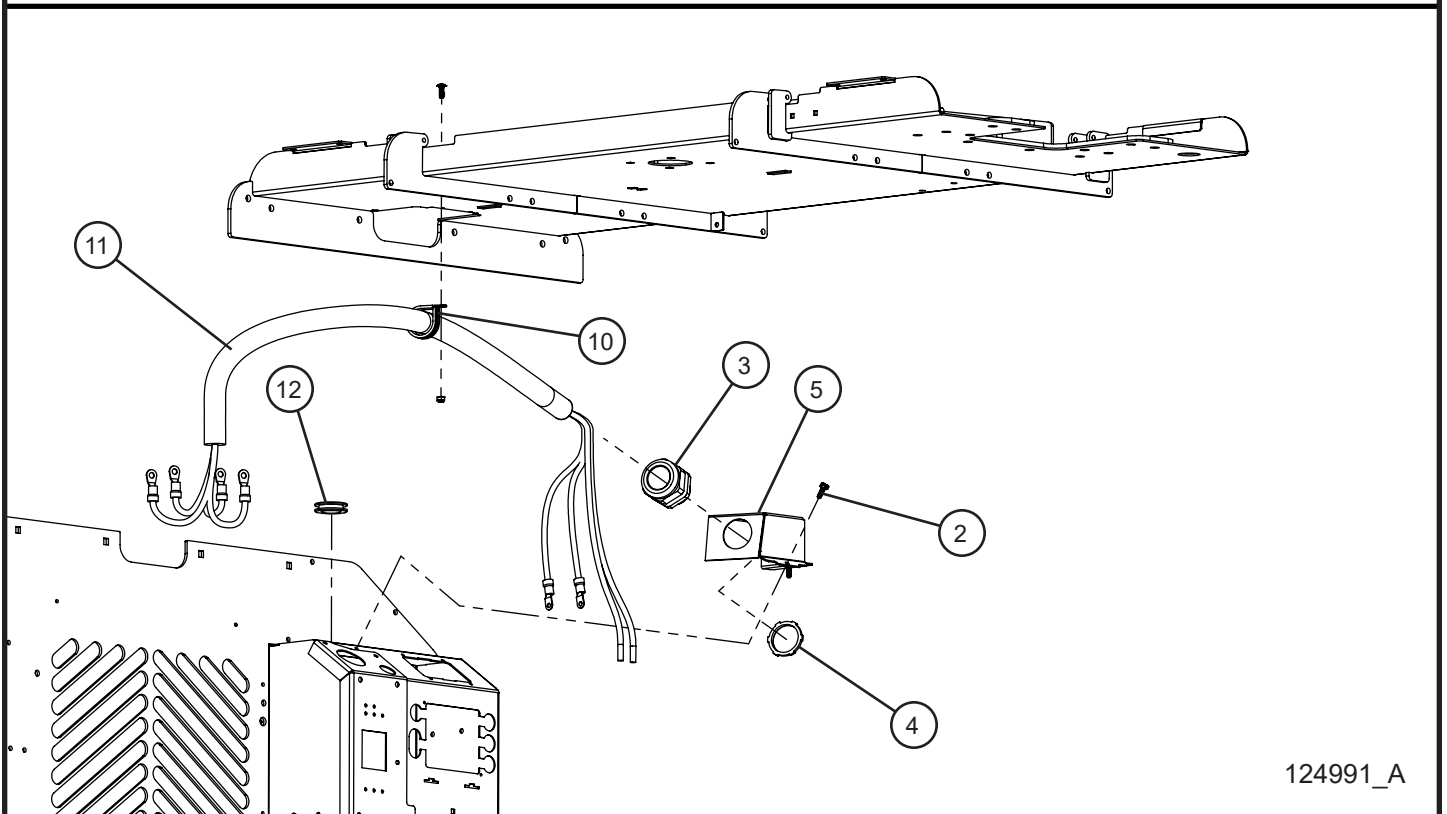
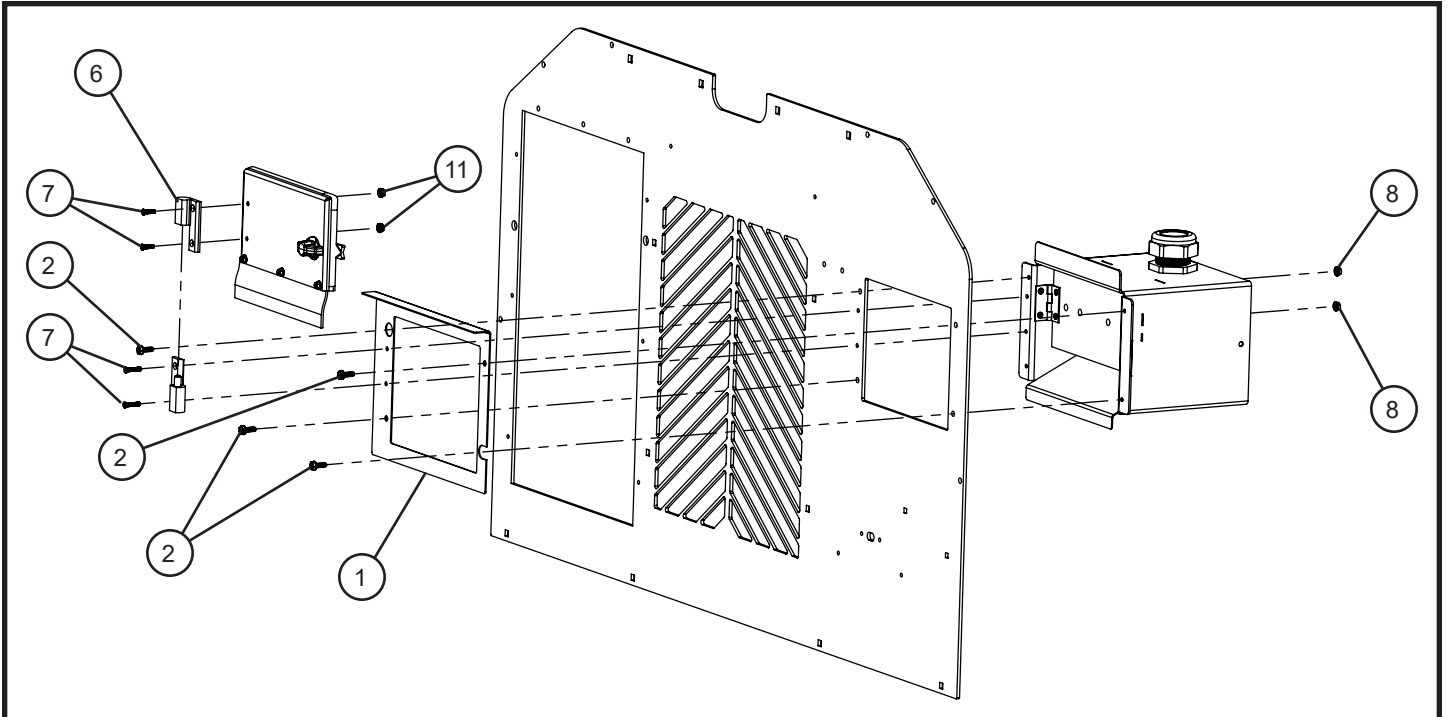
MAXI-POWER™ 15XR

SN 44-000001 and UP

5.8 - Power Lug Box Install Group (1 of 2)

Item	Part No.	Part Description	Qty.
1	124965P	POWER LUG BOX WELDMENT MAXI-LITE MP15XR	1
2	124969P	DOOR WELDMENT POWER LUG BOX MAXI-LITE MP15XR	1
3	124993P	REAR COVER WELDMENT MAXI-LITE MP15XR	1
4	124973P	DOOR FLAP STRAP POWER LUG BOX MAXI-LITE MP15XR	1
5	056017	1/4-20 x 1 SERRATED FLANGE HEX BOLT	4
6	056018	1/4-20 x 5/8 HEX SCREW SERRATED FLANGE	2
7	056022	#10-24 X 1/2 SERRATED FLANGE HEX SCREW	3
8	057010	#10-24 HEX NYLOCK FLANGE NUT	3
9	105629	1 1/2 CORD GRIP	2
10	022232	1 1/2 LOCK NUT	2
11	122008	STANDARD HINGE #8 HOLE 2.00 x 1.75	1
12	121414	#8-32 x 5/8 PH-FLAT HEAD COUNTERSUNK MS	4
13	057003	#8-32 SERRATED FLANGE HEX LOCKNUT	4
14	047004	#8 FLAT WASHER	2
15	125155	CLEAR COVER POWER LUG BOX MAXI-LITE MP15XR	1
16	121271	1/4-20 x 5/8 PLASTIC-HEAD THUMB SCREW	1
17	101701	1/4 PUSH NUT	1
18	111481	WINGKNOB PADLOCKABLE BLACK	1
19	111482	LATCH CAM STRAIGHT	1
20	030053	TRIMLOCK END BEAD X 14.375	1
21	125156	DOOR FLAP POWER LUG BOX MAXI-LITE MP15XR	1
NS	115259	.125 X .50 POLYURETHANE FOAM X 5.00	1
NS	104779	DISTRIBUTION BLOCK ERIFLEX	2
NS	114481	WIRE 4 AWG BLACK X 7.00	1
NS	114482	WIRE 4 AWG RED X 7.00	1
NS	115261	SCHEMATIC DIST BLOCK TO POWER LUG MAXI-LITE MP15XR	1

5.8 - Power Lug Box Install Group (2 of 2)



124991_A

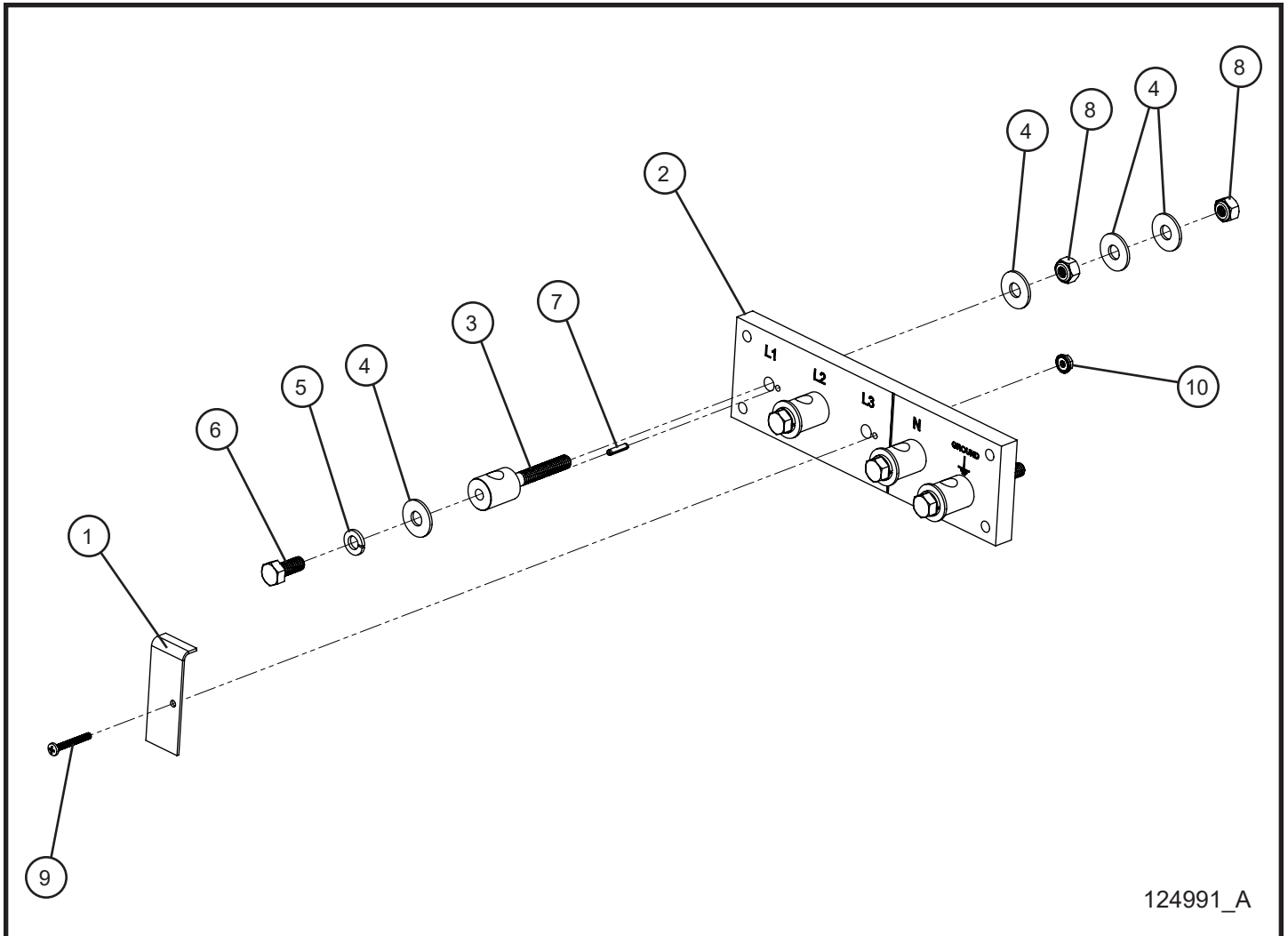
MAXI-POWER™ 15XR

SN 44-000001 and UP

5.8 - Power Lug Box Install Group (2 of 2)

Item	Part No.	Part Description	Qty.
1	124972P	DOOR MOUNT POWER LUG BOX MAXI-LITE MP15XR	1
2	041070	1/4-20 x 3/4 SL-HEX WASHER HEAD	6
3	105629	1 1/2 CORD GRIP	2
4	022232	1 1/2 LOCK NUT	2
5	113820P	BOX AUX BREAKER MAXI II	1
6	125493	HINGE LIFT OFF LEFT HAND METAL	1
7	041032	#10-24 X 3/4 PHILLIPS-FLAT HEAD MS	2
8	057004	#10-24 SERRATED FLANGE HEX NUT	4
9	125165	#10-24 X 1 PHILLIPS-FLAT HEAD MS	2
10	920365	#28 CUSHION CLAMP	1
11	125158	4/4 POWER CORD POWER LUG BOX MAXI-LITE MP15XR	1
12	650542	1 1/4 ID X 1 1/2 OD GROMMET	1
NS	104779	DISTRIBUTION BLOCK ERIFLEX	2
NS	114481	WIRE 4 AWG BLACK X 7.00	1
NS	114482	WIRE 4 AWG RED X 7.00	1
NS	115261	SCHEMATIC DIST BLOCK TO POWER LUG MAXI-LITE MP15XR	1

5.9 - Power Lug Plate Assembly Group



124991_A

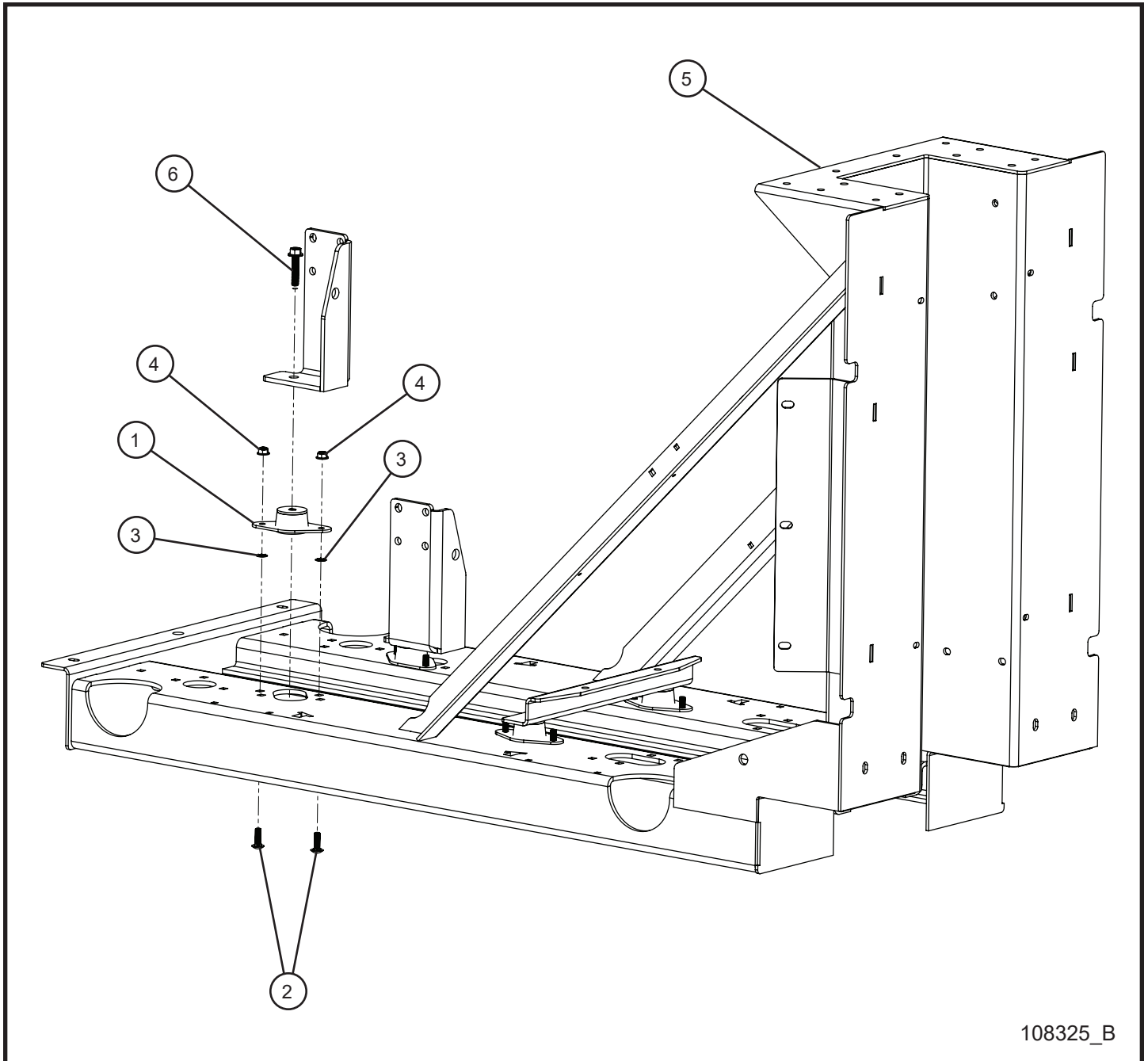
MAXI-POWER™ 15XR

SN 44-000001 and UP

5.9 - Power Lug Plate Assembly Group

Item	Part No.	Part Description	Qty.
1	126087P	COVER BASE LUG PLATE MAXI-LITE MP15XR 1PH	1
2	118790	ECC CONNECTION BASE LUG INSULATOR PLATE MP25	1
3	118872	MP25 ECC CONNECTION BASE CABLE LUG	4
4	047010	5/16 FLAT WASHER	16
5	043055	5/16 SPLITLOCK WASHER	4
6	046045	5/16-18 x 3/4 HEX HEAD	4
7	118874	1/8 x 9/16 SPRING ROLL PIN	4
8	044033	5/16-18 NYLOCK HEX NUT	8
9	041003	#6-32 X 1 1/4 SL-ROUND HEAD MS	1
10	057005	#6-32 SERRATED FLANGE HEX NUT	1
NS	115261	SCHEMATIC DIST BLOCK TO POWER LUG MAXI-LITE MP15XR	1

6.1 - Engine Isolator Mounts



108325_B

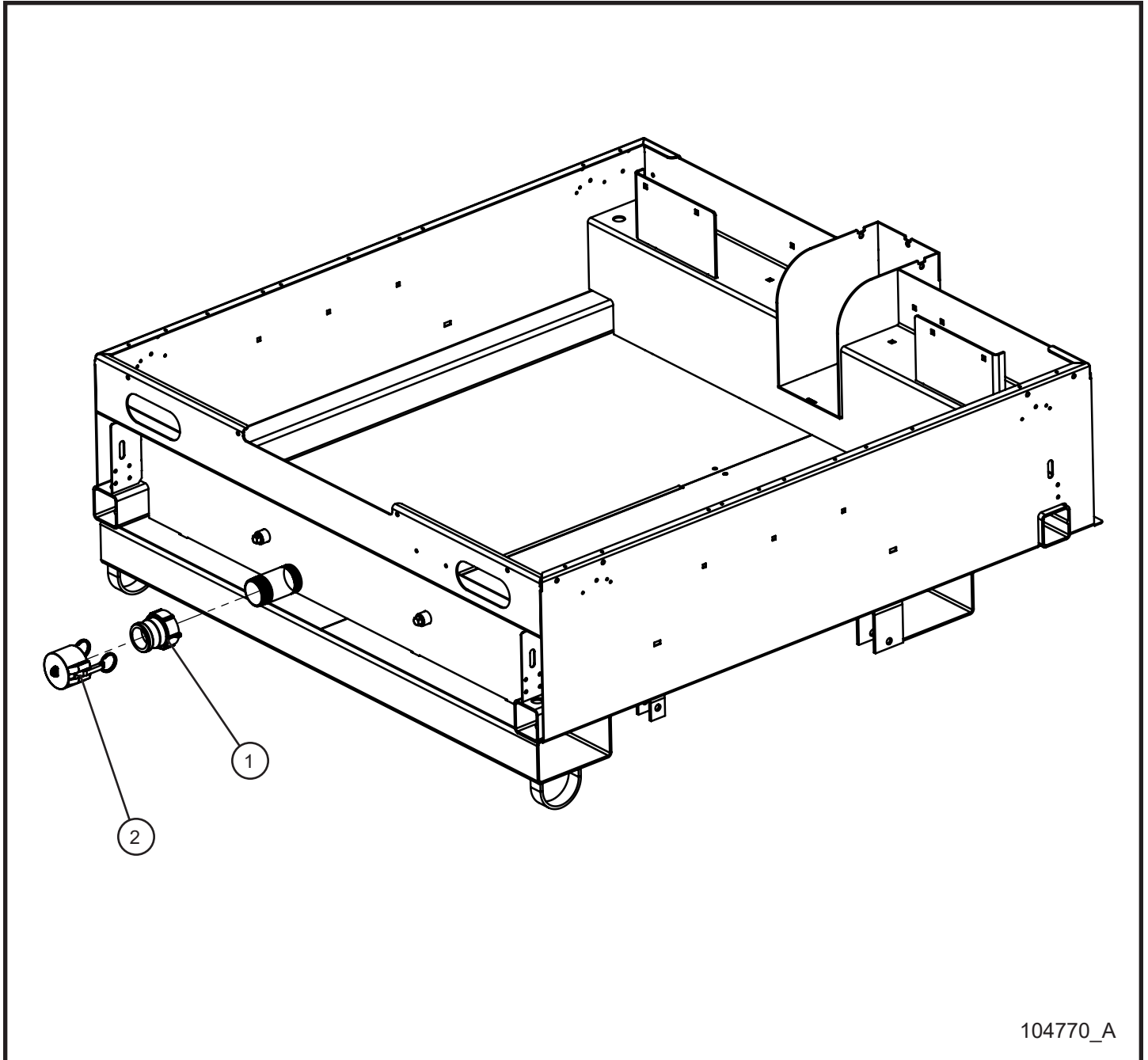
MAXI-POWER™ 15XR

SN 44-000001 and UP

6.1 - Engine Isolator Mounts

Item	Part No.	Part Description	Qty.
1	125118	HEAVY DUTY ENGINE ISOLATOR MOUNT	4
2	053020	5/16-18 x 1 CARRIAGE BOLT	8
3	045217	5/16 PUSH NUT	8
4	057008	5/16-18 HEX NYLOCK FLANGE NUT	8
5	113631P	ENGINE CRADLE REINFORCED MAXI-LITE II	1
6	056013	3/8-16 x 1 3/4 SERRATED FLANGE BOLT WITH THREAD LOCK	4

6.2 - Fluid Containment Drain Cap



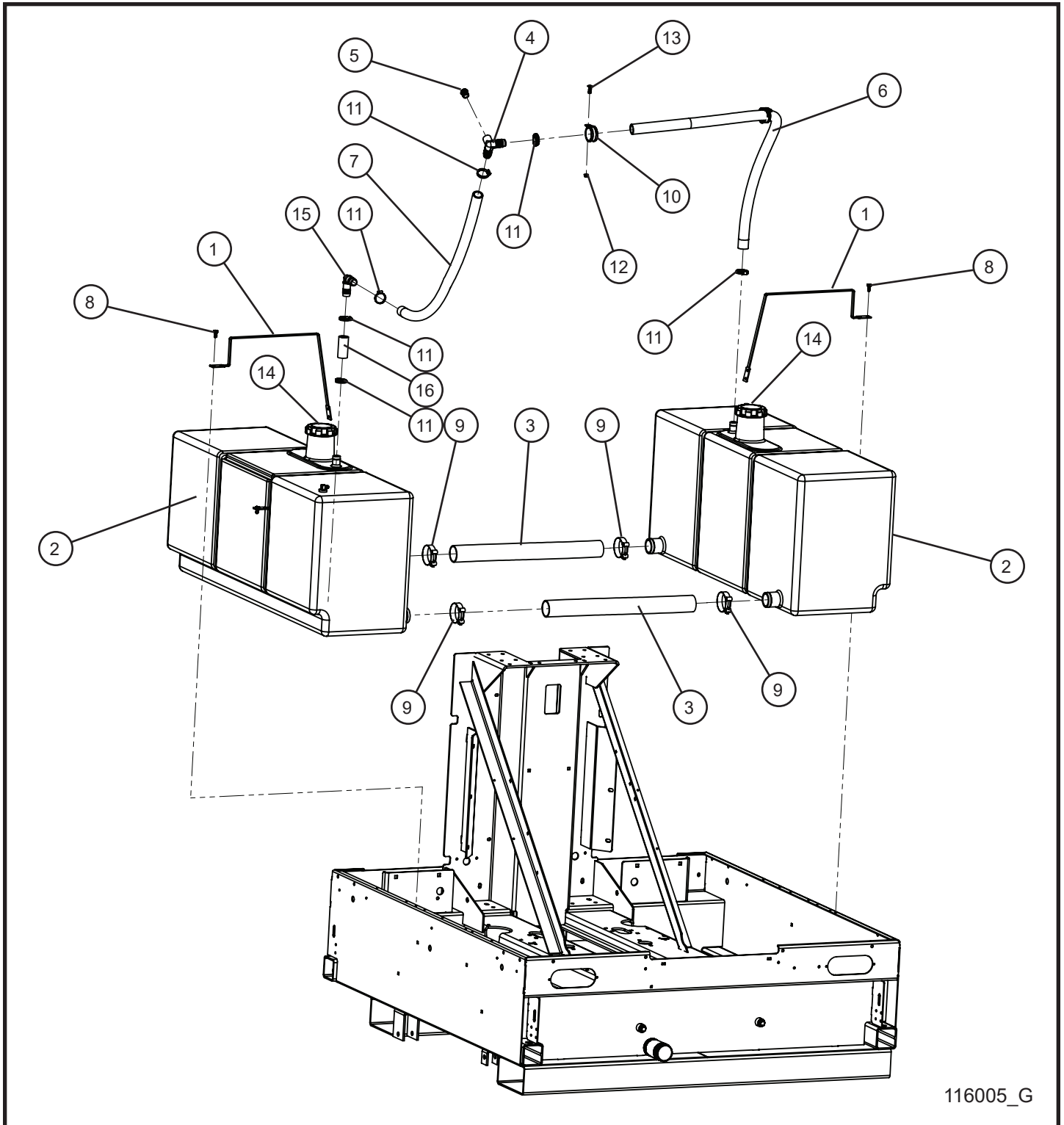
MAXI-POWER™ 15XR

SN 44-000001 and UP

6.2 - Fluid Containment Drain Cap

Item	Part No.	Part Description	Qty.
1	104464	PIPE CONNECTION 2 INCH COUPLING	1
2	104463	CAP 2 INCH COUPLING	1

6.3 - Fuel Tanks



116005_G

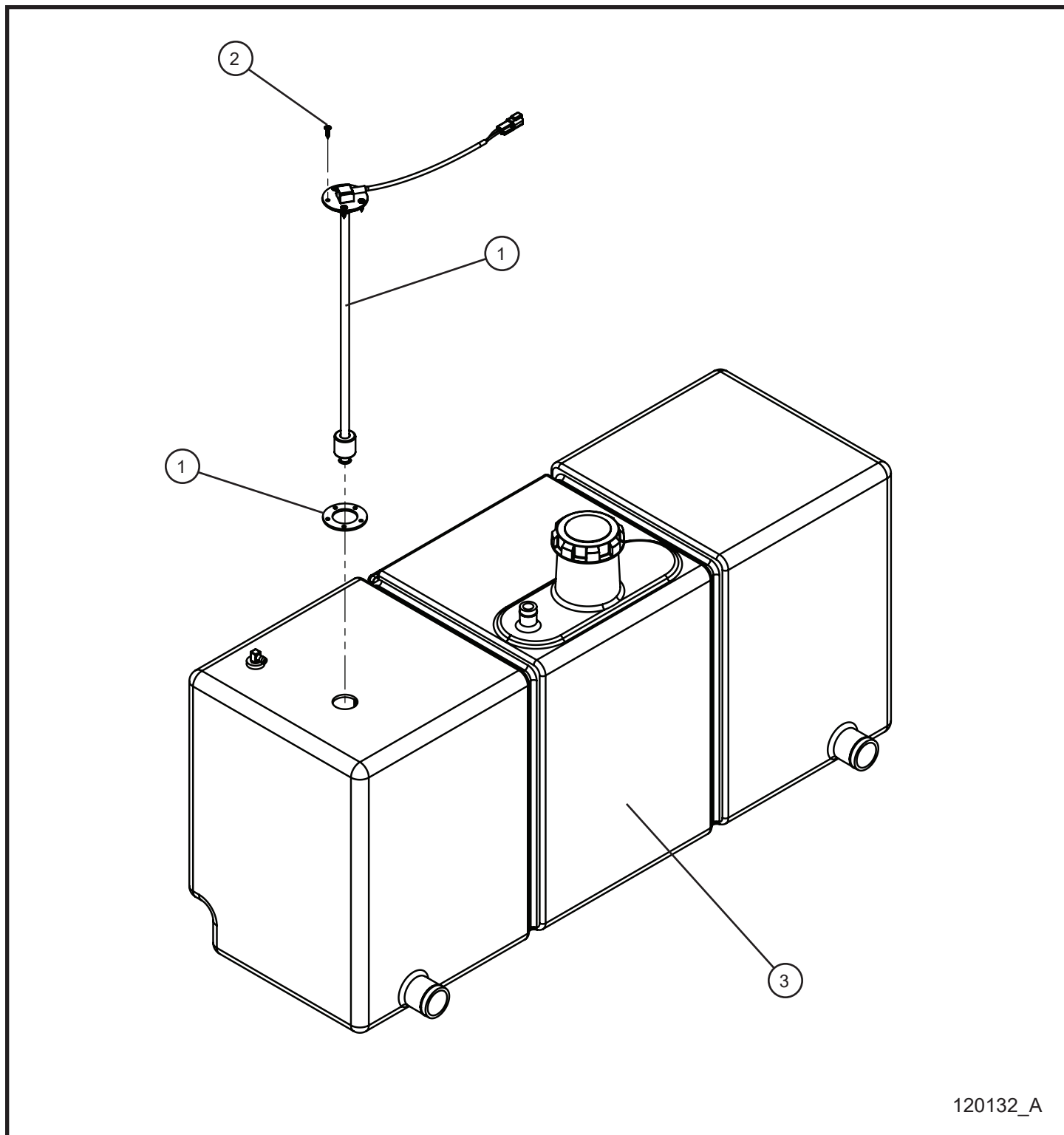
MAXI-POWER™ 15XR

SN 44-000001 and UP

6.3 - Fuel Tanks

Item	Part No.	Part Description	Qty.
1	104698P	STRAP TIEDOWN FUEL TANK	3
2	107062	FUEL TANK 51.5 GALLON FAST FILL	2
3	104383	CROSSOVER HOSE FUEL TANKS	2
4	106131	PVC Y FITTING 1 x 1 x 1/2 NPT	1
5	106132	FITTING BREATHER 1/2 NPT	1
6	125072	1" ID VENT HOSE x 53.00	1
7	125072	1" ID VENT HOSE x 26.00	1
8	041070	1/4-20 x 3/4 SL-HEX WASHER HEAD MACHINE SCREW	3
9	125421	FLEX GEAR CLAMP IDEA TRIDON 47036	4
10	106144	1 1/2 CUSH CLAMP W/ 3/8 HOLE	2
11	045034	#16 HOSE CLAMP	6
12	100342	1/4-20 x 1 CARRIAGE BOLT	2
13	057001	1/4-20 HEX NYLOCK FLANGE NUT	2
14	125161	FUEL CAP NON-VENTED 3.5 BLACK WITH LANYARD	2
15	123282	1 X 1 90 DEGREE PVC HOSE BARB ELBOW	1
16	125072	1" ID VENT HOSE X 3.00	1
NS	106153	FUEL SUCTION TUBE ASSEMBLY	2
	340025C	DAPCO GROMMET	2
NS	047010	5/16 FLAT WASHER	3
NS	101701	1/4 PUSH NUT	2

6.4 - Fuel Level Sender



120132_A

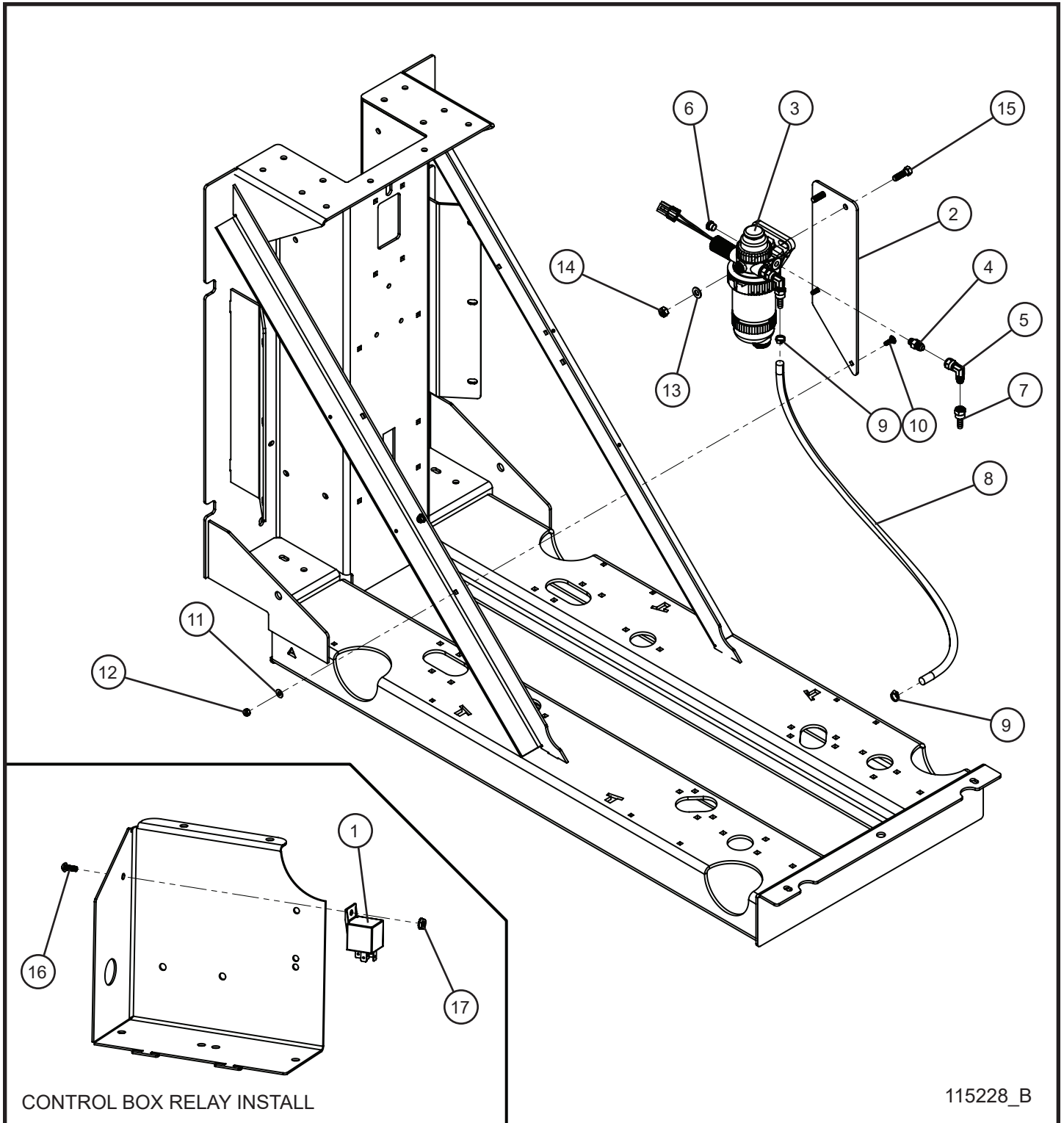
MAXI-POWER™ 15XR

SN 44-000001 and UP

6.4 - Fuel Level Sender

Item	Part No.	Part Description	Qty.
1	110088	VERTICAL SHAFT FUEL LEVEL SENDER	1
2	102556	SCREW #8 x 3/4	5
3	107062	FUEL TANK 51.5 GALLON FAST FILL	2
NS	110090	HARNESS SENDER FUEL LEVEL	1
NS	110089	WIRE SCHEMATIC LOW FUEL SENDER	1

6.5 - Heated Fuel/Water Separator



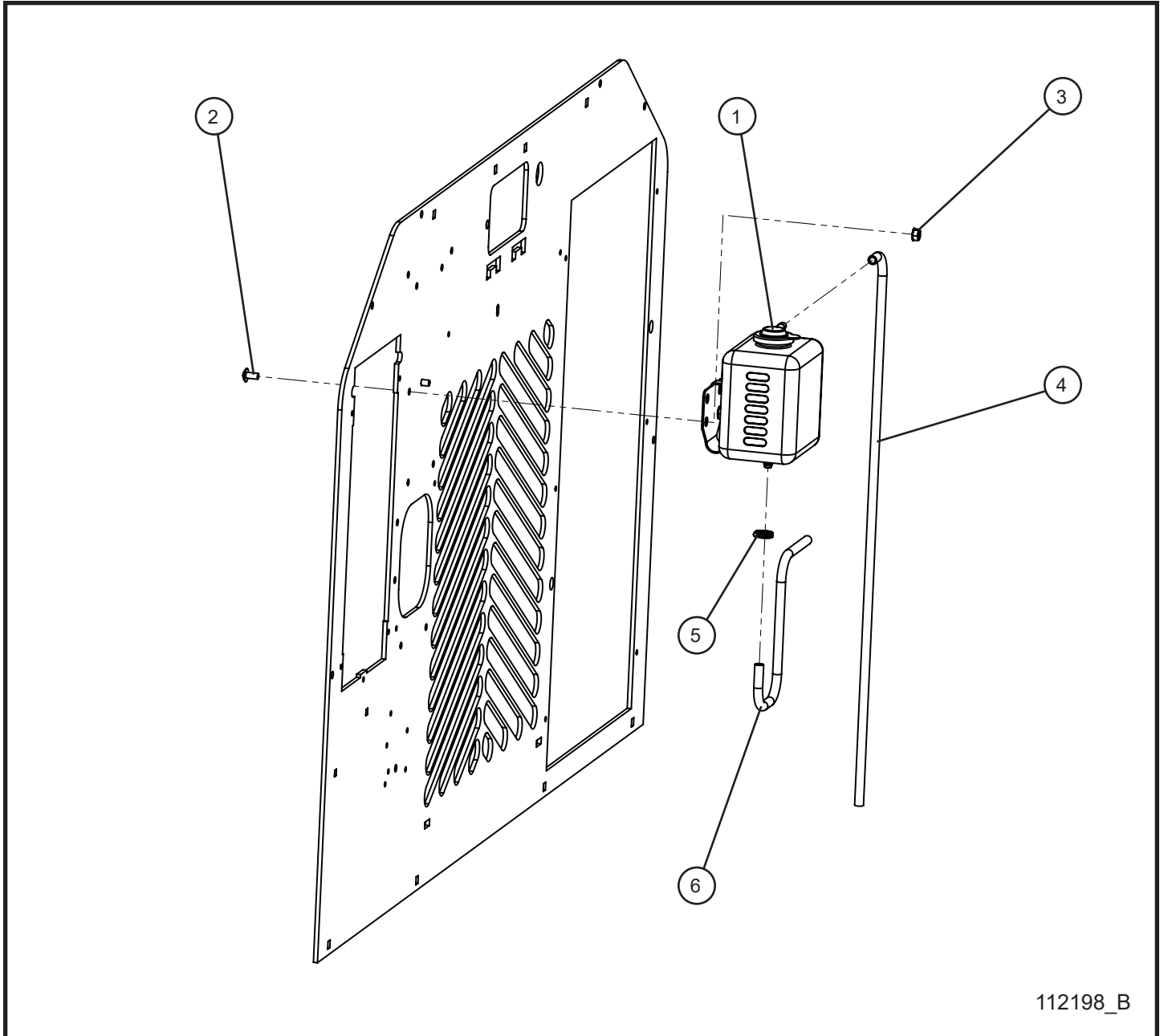
MAXI-POWER™ 15XR

SN 44-000001 and UP

6.5 - Heated Fuel/Water Separator

Item	Part No.	Part Description	Qty.
1	104254	RELAY 12V 40AMP	1
2	104630P	PLATE MOUNT WATER SEPARATOR	1
3	118676	HEATER PREFILTER ASSY STANADYNE	1
4	100655	1/2-20 x -6 JIC STRAIGHT CONNECTOR	2
5	101263	-6 JIC 90° SWIVEL FITTING	2
6	101267	1/2-20 HOLLOW HEX PLUG	1
7	106030	-6 JIC 5/16 FITTING HOSE BARB	2
8	081018	HOSE 5/16 x 40.0	1
9	433400	#4 HOSE CLAMP	2
10	053102	1/4-20 x 3/4 CARRIAGE BOLT	2
11	047009	1/4 FLAT WASHER	2
12	044023	1/4-20 NYLOCK HEX NUT	2
13	047016	3/8 FLAT WASHER	2
14	044038	3/8-16 NYLOCK HEX NUT	2
15	046115	3/8-16 x 1 1/4 HEX HEAD BOLT	2
16	041021	#10-24 x 1/2 PH-ROUND HEAD MACHINE SCREW	1
17	044016	#10-24 KEPS HEX NUT	1
NS	118686	REPLACEMENT FILTER ELEMENT	1
NS	100613	STANDADYNE HEATER ELEMENT	1
NS	105886	HEATED FUEL WATER SEPARATOR SCHEMATIC	1

6.6 - Radiator Coolant Recovery Tank



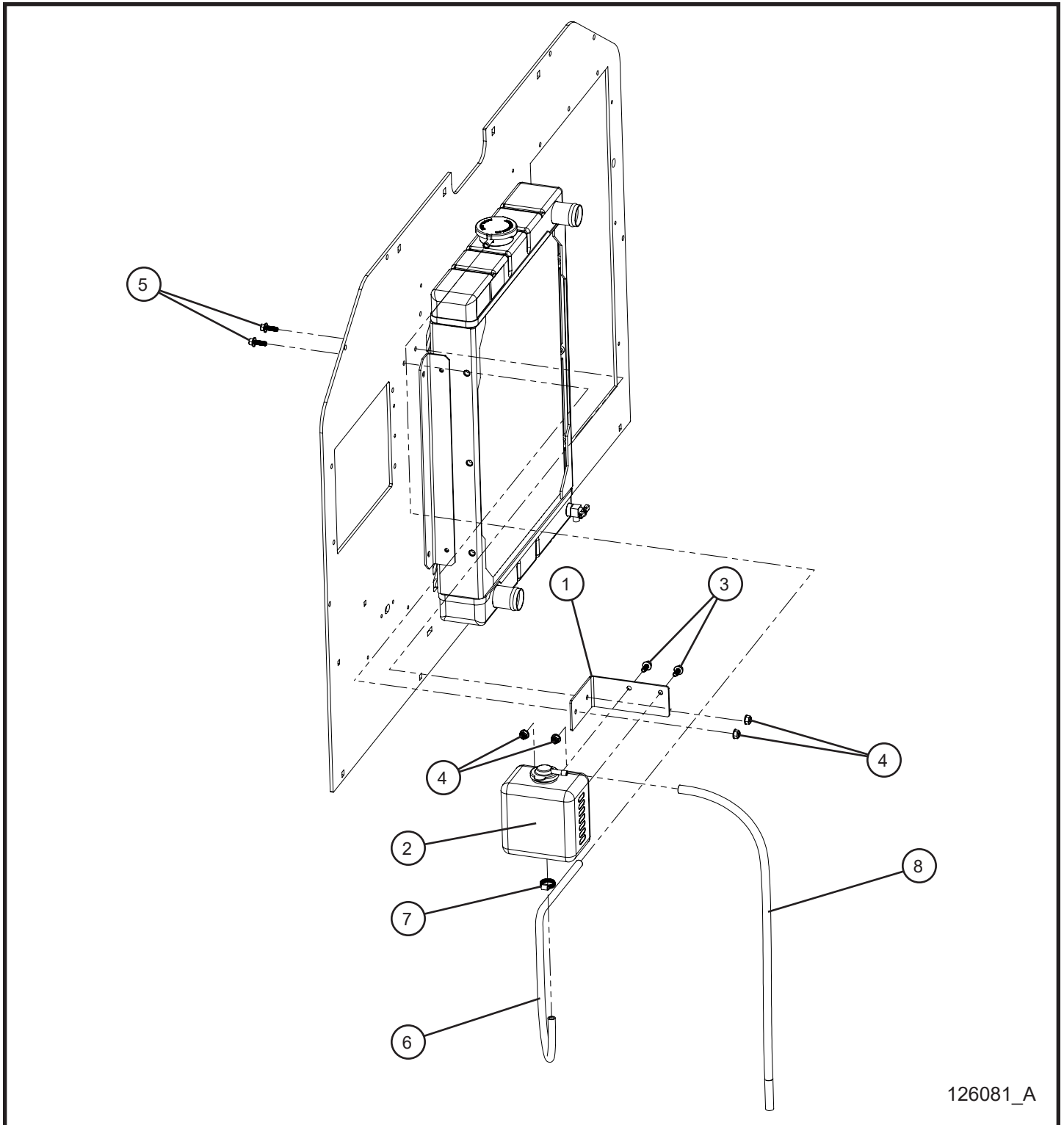
MAXI-POWER™ 15XR

SN 44-000001 and UP

6.6 - Radiator Coolant Recovery Tank

Item	Part No.	Part Description	Qty.
1	650027	RESERVOIR WITH BRACKET	1
2	041078	1/4-20 x 1/2 PH-TRUSS HEAD MS SS	2
3	044021	1/4-20 KEPS HEX NUT PL	2
4	102268	COOLANT HOSE 1/4 x 44.0	1
5	433400	#4 HOSE CLAMP	1
6	102268	COOLANT HOSE 1/4 x 28.0	1

6.7 - Power Lug Panel Radiator Coolant Recovery Tank



126081_A

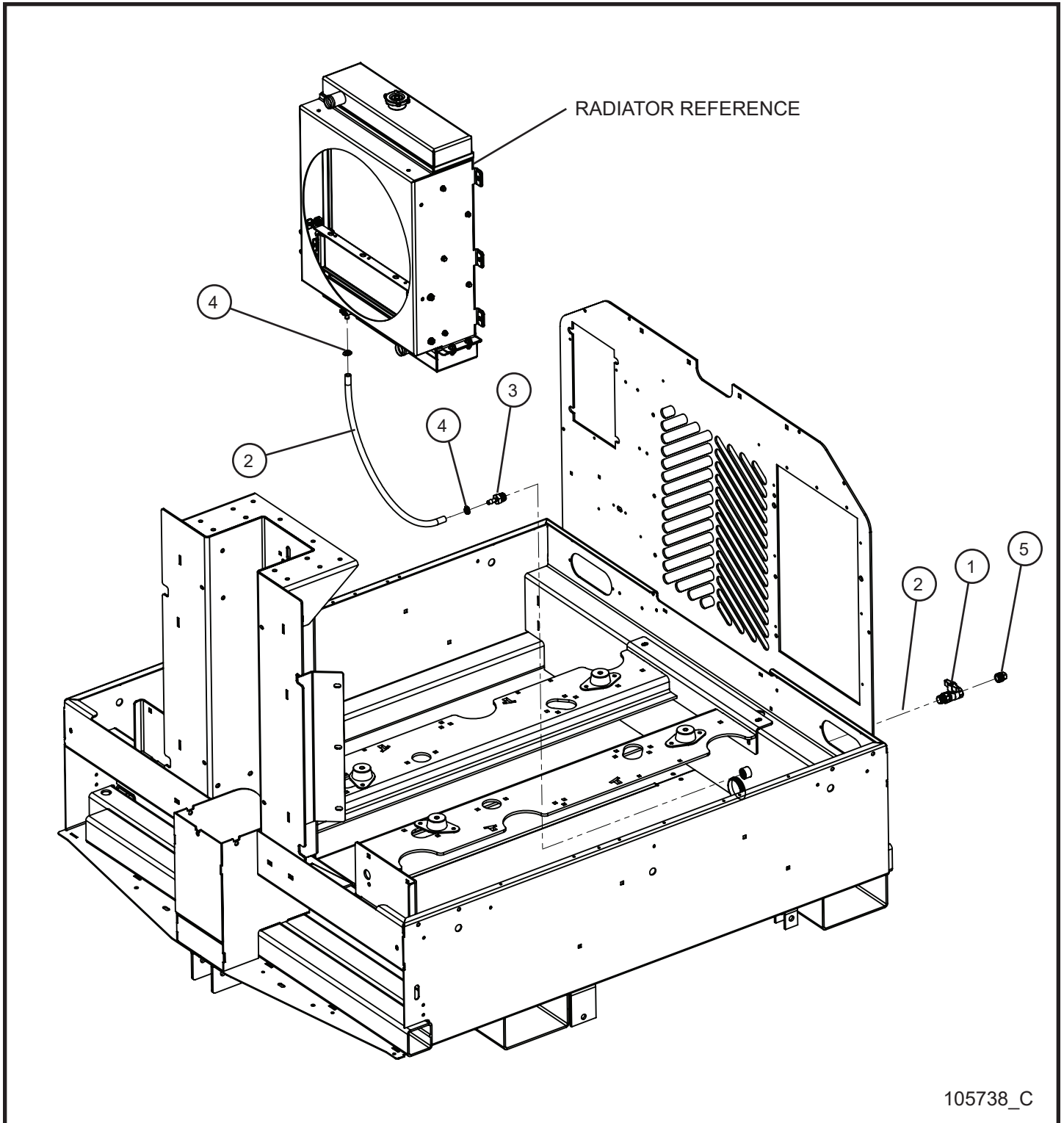
MAXI-POWER™ 15XR

SN 44-000001 and UP

6.7 - Power Lug Panel Radiator Coolant Recovery Tank

Item	Part No.	Part Description	Qty.
1	124989P	BRACKET COOLANT OVERFLOW BOTTLE MAXI-LITE MP15XR	1
2	650027	RESERVOIR WITH BRACKET	1
3	056040	1/4-20 X 5/8 HEX FLANGE SCREW	2
4	057001	1/4 - 20 HEX NYLOCK FLANGE NUT	4
5	056019	1/4-20 X 3/4 HEX FLANGE SCREW	2
6	102268	COOLANT HOSE 1/4 x 21.0	1
7	433400	#4 HOSE CLAMP	1
8	102268	COOLANT HOSE 1/4 x 44.0	1

6.8 - Radiator Coolant Drain Group



105738_C

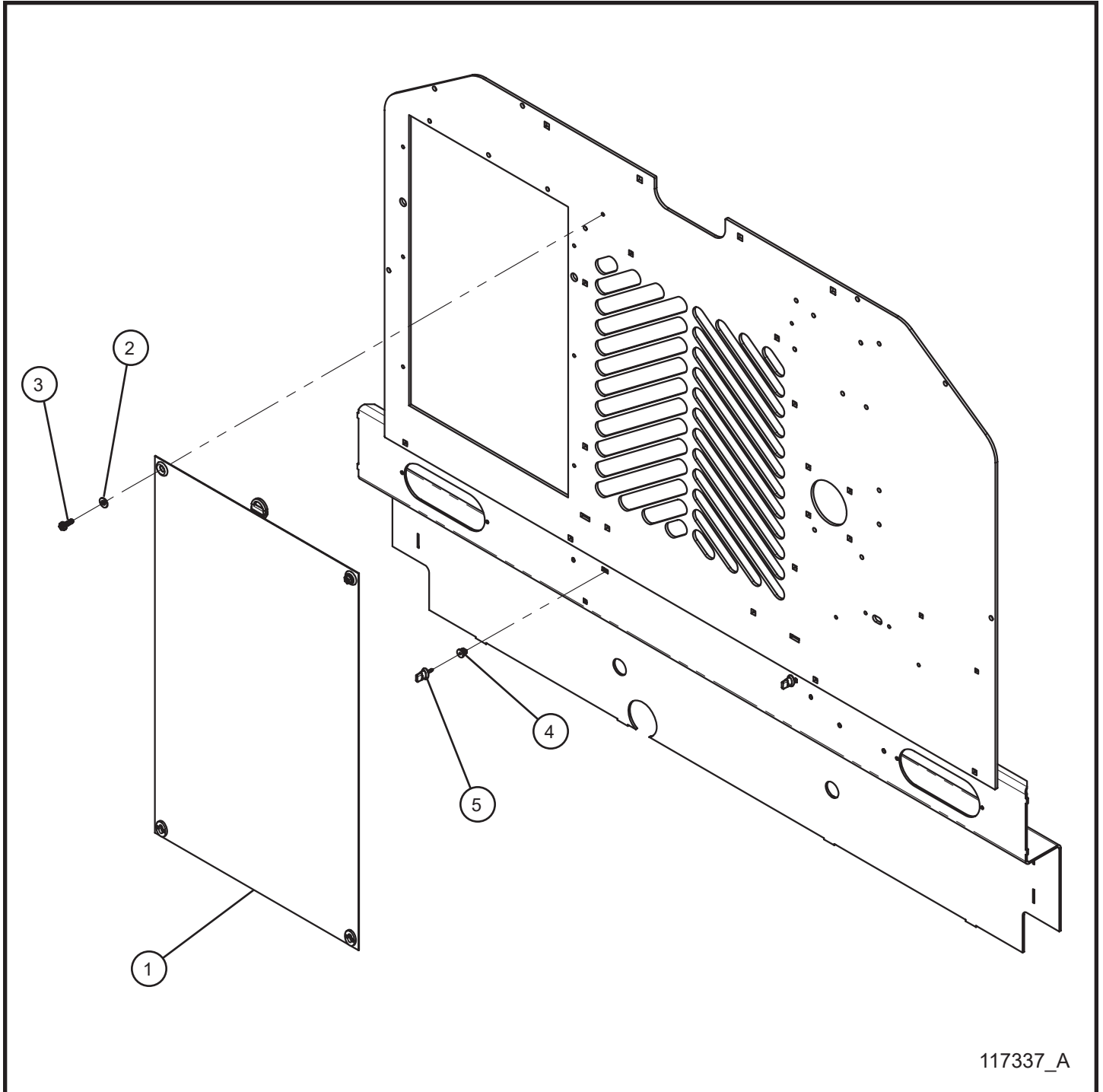
MAXI-POWER™ 15XR

SN 44-000001 and UP

6.8 - Radiator Coolant Drain Group

Item	Part No.	Part Description	Qty.
1	125254	BALL VALVE 1/2 NPT MALE X 1/2 NPT FEMALE	1
2	101266	3/8 COOLANT HOSE x 21.00 (JB/RCP RADIATOR)	1
3	104381	1/2 NPT - 3/8 HOSE BARB FITTING	1
4	433400	#4 HOSE CLAMP	2
5	026106	1/2 NPT SQUARE HEAD PLUG	1
NS	105352	DRAIN COCK	1

6.9 - Radiator Cold Front Group



117337_A

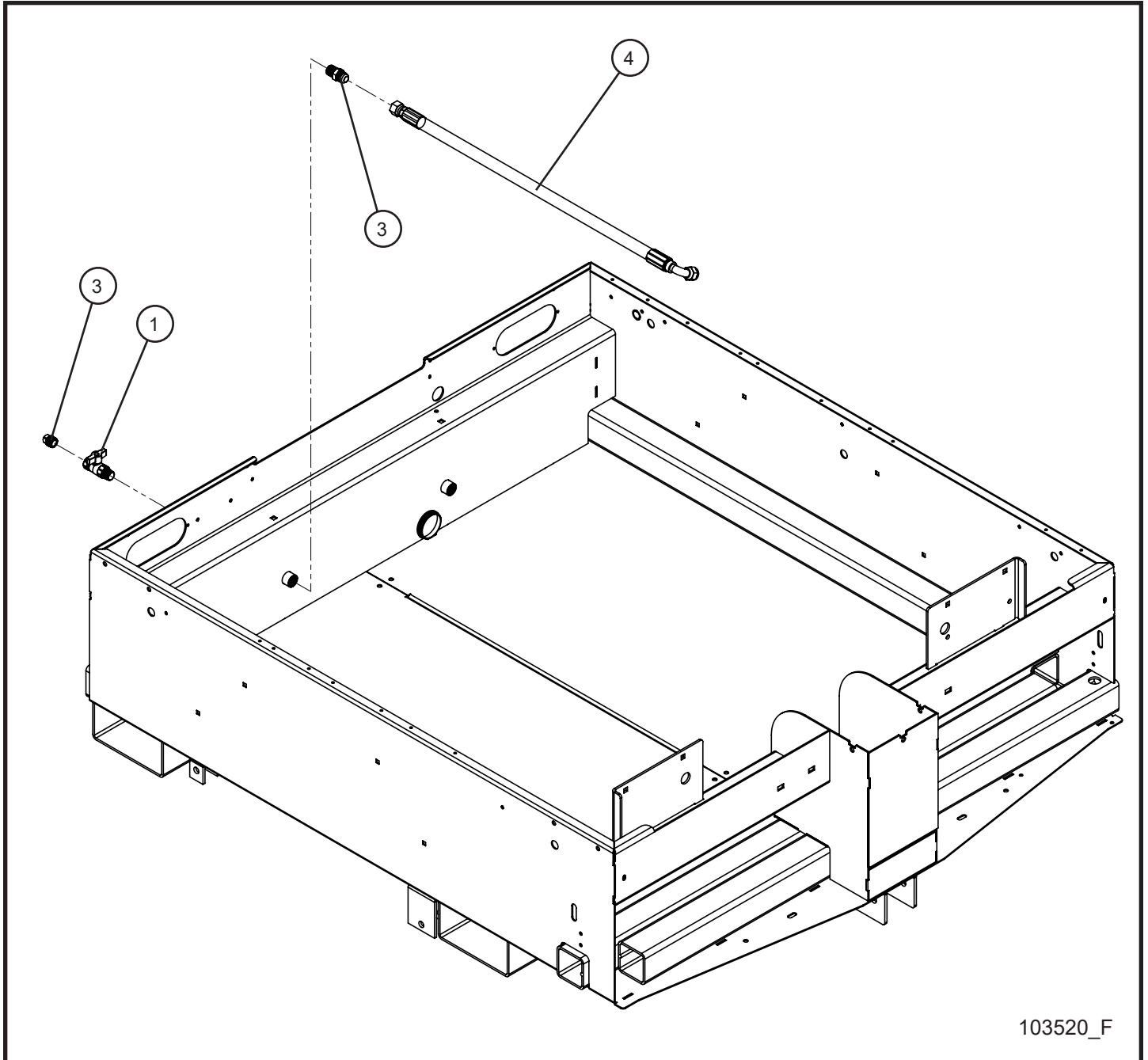
MAXI-POWER™ 15XR

SN 44-000001 and UP

6.9 - Radiator Cold Front Group

Item	Part No.	Part Description	Qty.
1	116156	MAXI-LITE UNIVERSAL COLD FRONT	1
2	047005	1/4 FLAT WASHER	2
3	041070	1/4-20 x 3/4 SL-HEX WASHER HEAD MACHINE SCREW	2
4	106052	NYLON NUT	2
5	106056	TURN BUTTON	2
NS	116155	MAXI-LITE UNIVERSAL COLD FRONT KIT	1

6.10 - Oil Drain Group



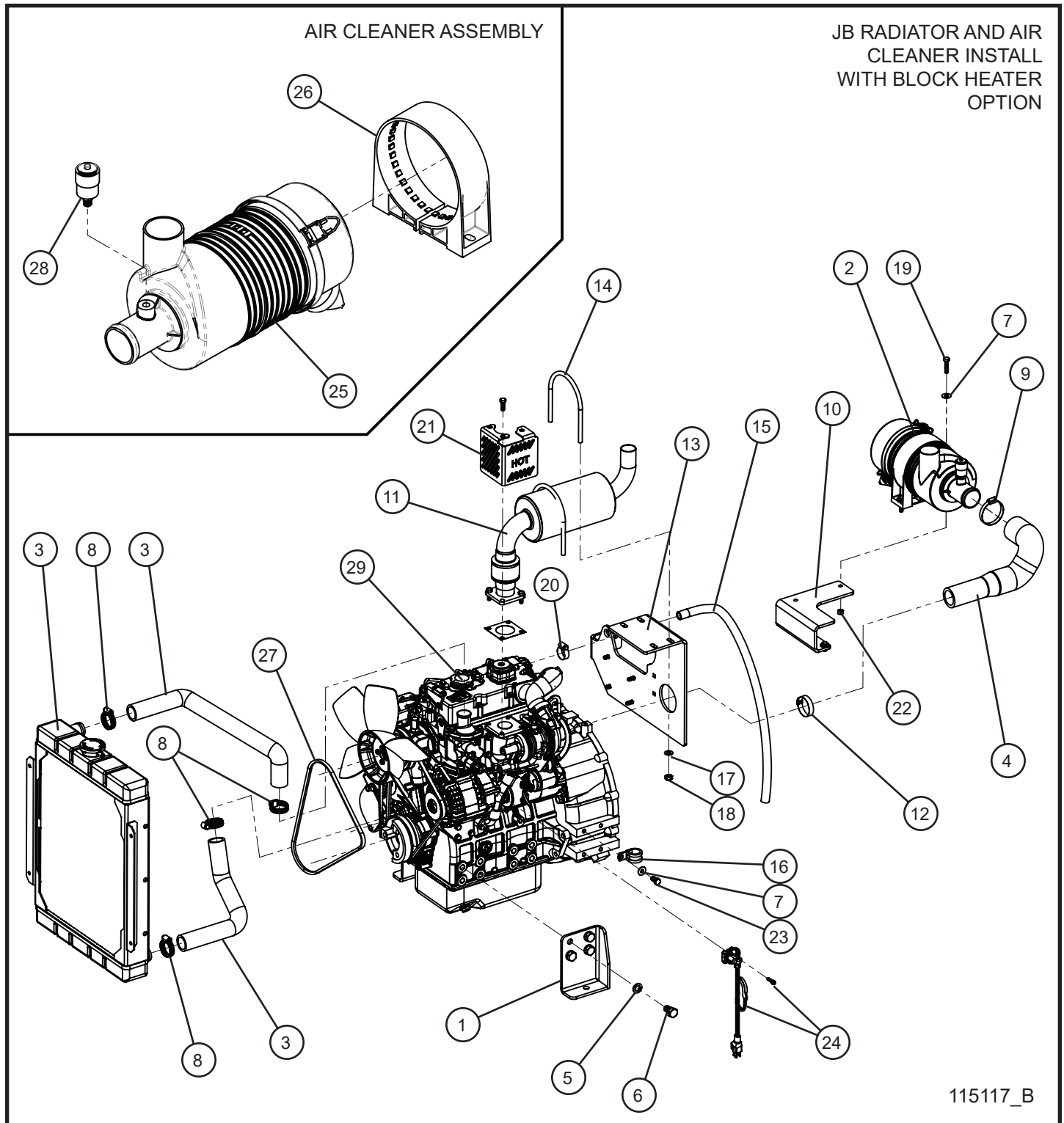
MAXI-POWER™ 15XR

SN 44-000001 and UP

6.10 - Oil Drain Group

Item	Part No.	Part Description	Qty.
1	125254	BALL VALVE 1/2 NPT MALE X 1/2 NPT FEMALE	1
2	104131	MALE ADAPTER 1/2-20 NPT #10 JIC FLARE	1
3	026106	1/2 NPT SQUARE HEAD PLUG	1
4	103325	OIL DRAIN HOSE 10TOC-10FJX-BT-10FJX90-32.5	1

7.1 - Perkins/CAT 1.5 Turbo Engine Assembly Group (1 of 4)



MAXI-POWER™ 15XR

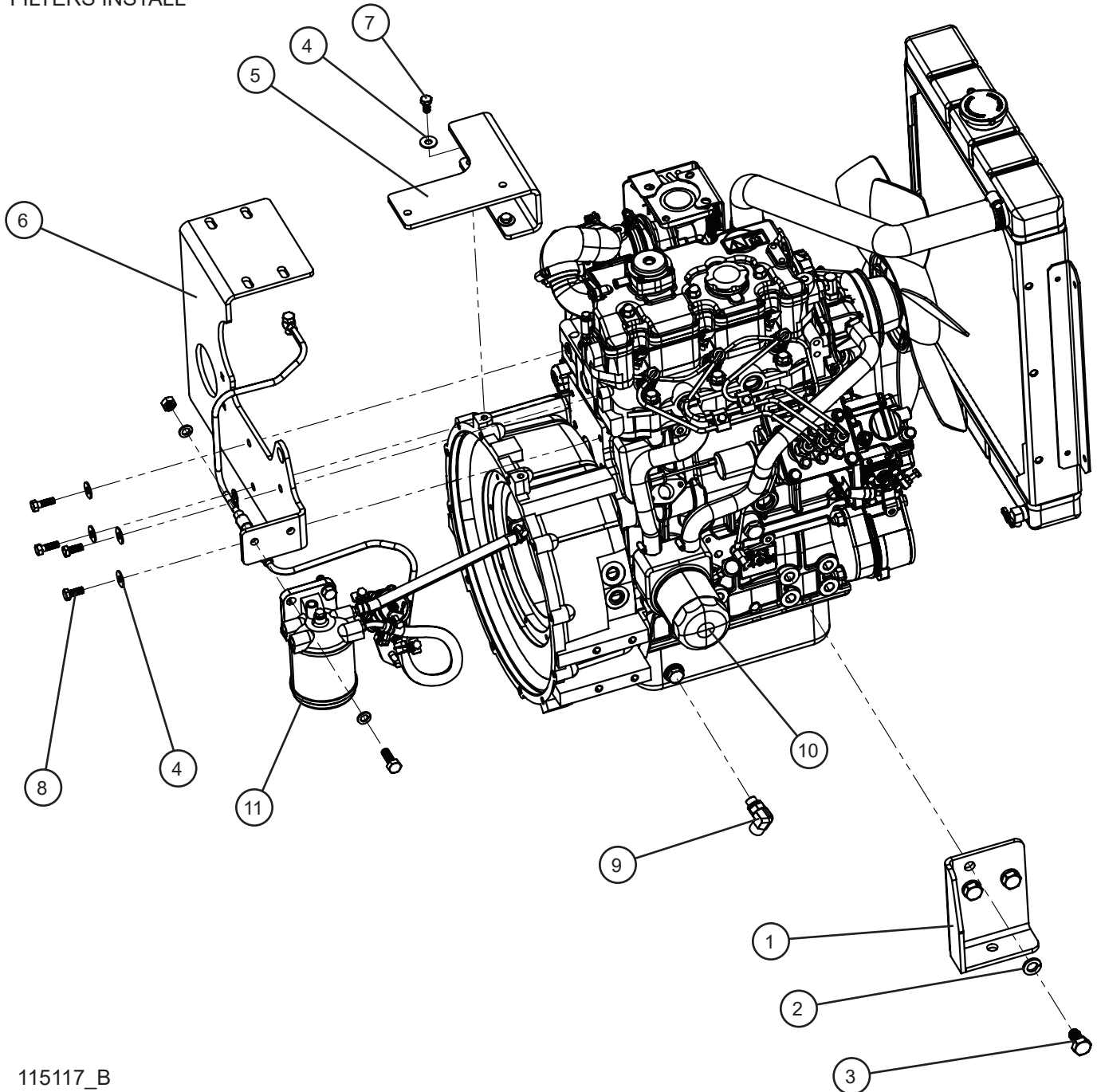
SN 44-000001 and UP

7.1 - Perkins/CAT 1.5 Turbo Engine Assembly Group (1 of 4)

Item	Part No.	Part Description	Qty.
1	106218P	ENGINE RIGHT FOOT WELDMENT CAT C1.5T	1
2	106072	AIR CLEANER ASSEMBLY CAT C1.5T	1
3	106221	RADIATOR KIT JB CAT C1.5T	1
4	106073	HOSE AIR INTAKE CAT C1.5T	1
5	043095	9/16 SPLITLOCK WASHER PL	4
6	046430	M14 x 1.5 x 25 HEX HEAD CS GR8.8 PL	4
7	047010	5/16 FLAT WASHER PL	3
8	045035	#20 HOSE CLAMP	4
9	043038	#32 HOSE CLAMP	1
10	106264P	AIR CLEANER BRACKET CAT C1.5T	1
11	106252	MUFFLER CAT C1.5T	1
12	046036	#24 HOSE CLAMP	1
13	105745P	MUFFLER BRACKET CAT C1.5T	1
14	105744	4.75" MUFFLER U-BOLT	2
15	081020	HOSE J30R6 RUBBER x 26.0	1
16	022083	#16 CLAMP CUSH 3/8 HOLE	1
17	047016	3/8 FLAT WASHER SAE ZINC	4
18	044080	3/8-16 TOP LOCK HEX NUT PL	4
19	102127	8MM x 35MM x 1.25 HEX GR8.8 PLATED	2
20	045032	#12 HOSE CLAMP	1
21	106233P	FINGER GUARD TURBO CAT C1.5T	1
22	042081	M8 x 1.25MM NYLOCK HEX NUT PL METRIC	2
23	046105	3/8-16 x 3/4 HEX HEAD CS GR8 PL	1
24	103322	400W 120V 40mm BLOCK HEATER	1
25	104061	DONALDSON AIR CLEANER ASSEMBLY	1
	15-000125	PRIMARY FILTER	1
	104071	SAFETY FILTER	1
26	921140	AIR CLEANER BAND MOUNT	1
27	125801	V-BELT GATES REPLACEMENT CAT/PERKINS 1.5T	1
28	104795	AIR FILTER SERVICE INDICATOR KIT	1
29	123151	ENGINE PERKINS 1.5T 50/60 HZ ELEC GOV EPA TIER 4 FINAL	1
	125225	CAT C1.5 TURBO ENGINE 50/60Hz ELECTRONIC GOVERNOR	1
NS	106230	ELECTRONIC GOVERNOR HARNESS CAT C1.5T	1
NS	105190	HARNESS ENGINE CAT C1.5T	1
NS	105874	CAT 1.5 CHARGE CIRCUIT FUSE	1
NS	106553	SCHEMATIC CAT C1.5T ENGINE	1

7.1 - Perkins/CAT 1.5 Turbo Engine Assembly Group (2 of 4)

FILTERS INSTALL



115117_B

MAXI-POWER™ 15XR

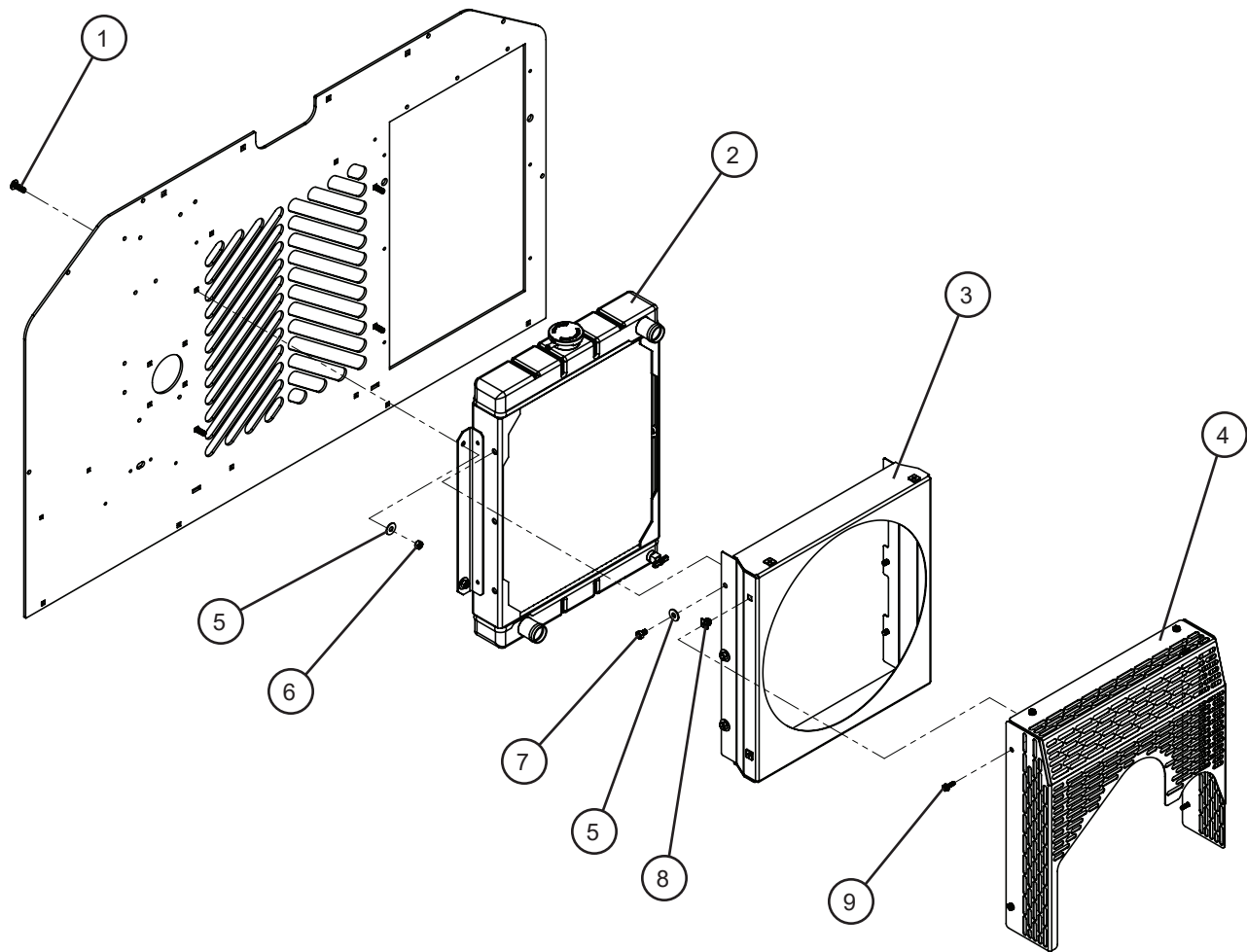
SN 44-000001 and UP

7.1 - Perkins/CAT 1.5 Turbo Engine Assembly Group (2 of 4)

Item	Part No.	Part Description	Qty.
1	106219P	ENGINE LEFT FOOT WELDMENT CAT C1.5T	1
2	043095	9/16 SPLITLOCK WASHER PL	3
3	046430	M14 x 1.5 x 25 HEX HEAD CS GR8.8 PL	3
4	047010	5/16 FLAT WASHER PL	6
5	106264P	AIR CLEANER BRACKET CAT C1.5T	1
6	105745P	MUFFLER BRACKET CAT C1.5T	1
7	042027	M8 x 16MM x 1.25MM HEX HEAD CS GR10.9 PL	2
8	042033	M8 x 20MM x 1.25MM HEX HEAD CS GR10.9 PL	2
9	108981	10JIC X 16mm HYDRAULIC 90° FITTING	1
10	650304	CAT C1.5T OIL FILTER	1
11	103155	CAT C1.5T FUEL FILTER	1

7.1 - Perkins/CAT 1.5 Turbo Engine Assembly Group (3 of 4)

JB RADIATOR MOUNTING
WITH FINGER GUARD AND
FAN SHROUD ASSEMBLY



115117_B

MAXI-POWER™ 15XR

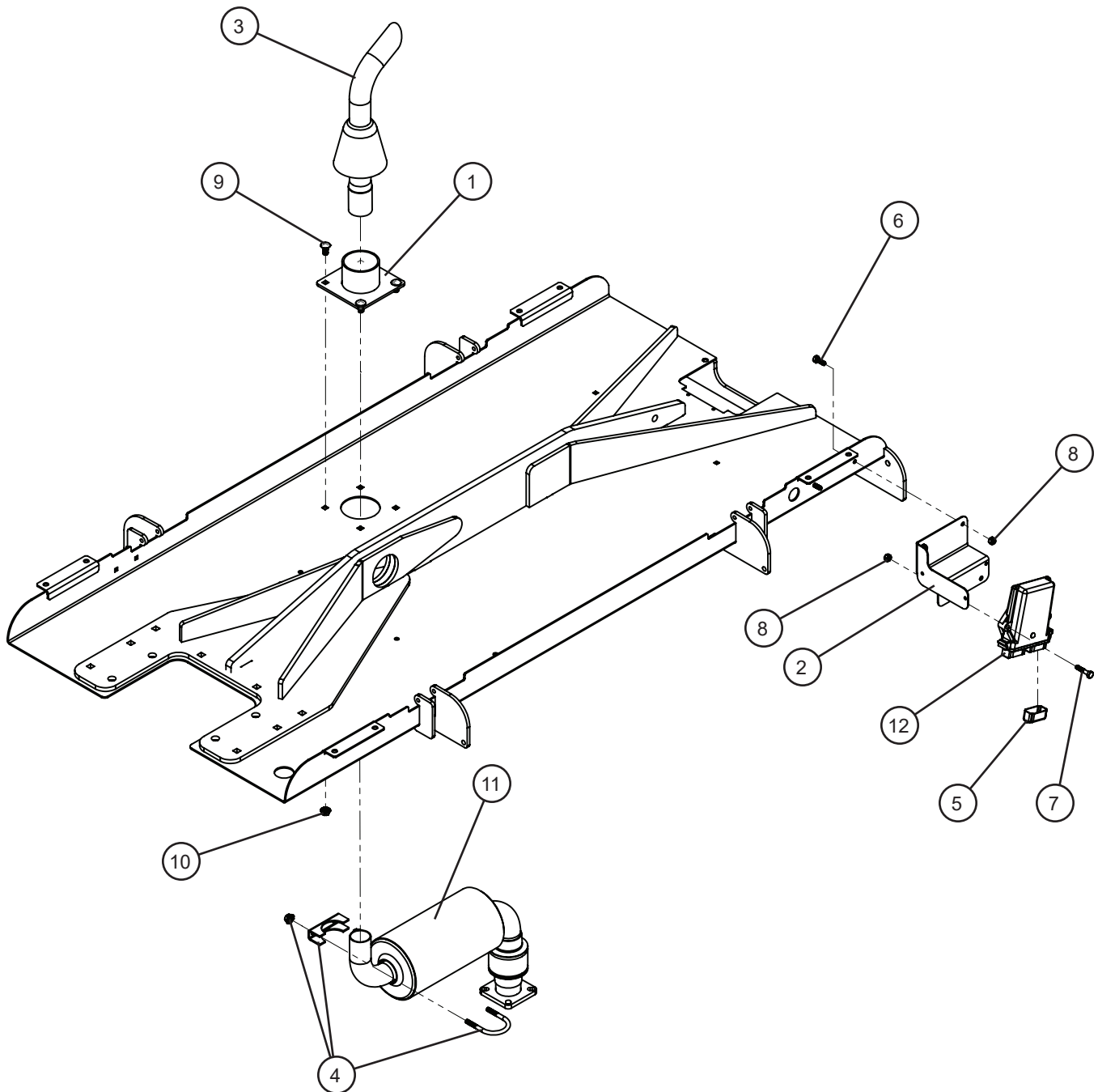
SN 44-000001 and UP

7.1 - Perkins/CAT 1.5 Turbo Engine Assembly Group (3 of 4)

Item	Part No.	Part Description	Qty.
1	053020	5/16-18 x 1 CARRIAGE BOLT	4
2	106221	RADIATOR KIT JB C1.5T	1
3	105739P	FAN SHROUD CAT C1.5T	1
4	105740P	FINGER GUARD CAT C1.5T	1
5	047010	5/16 FLAT WASHER PL	10
6	044033	5/16-18 NYLOCK HEX NUT PL	4
7	046046	5/16-18 x 1/2 HEX HEAD CS GR5 PL	6
8	105408	GROMMET NUT DOUBLE SPLIT	6
9	041070	1/4-20 x 3/4 SL-HEX WASHER HEAD MS TP F	6

7.1 - Perkins/CAT 1.5 Turbo Engine Assembly Group (4 of 4)

MUFFLER TAIL PIPE AND
ELECTRONIC GOVERNOR
STRINGER INSTALL



115117_B

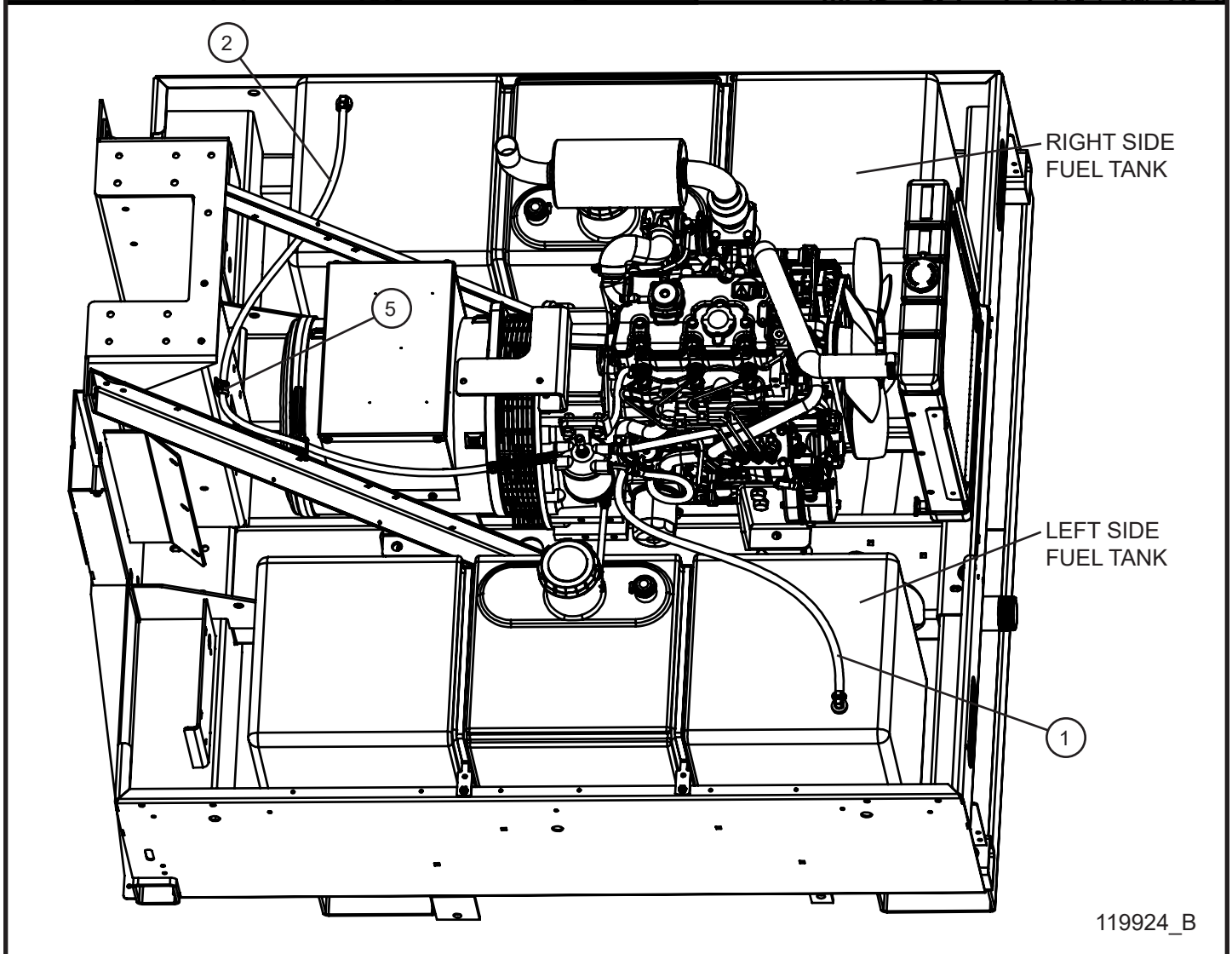
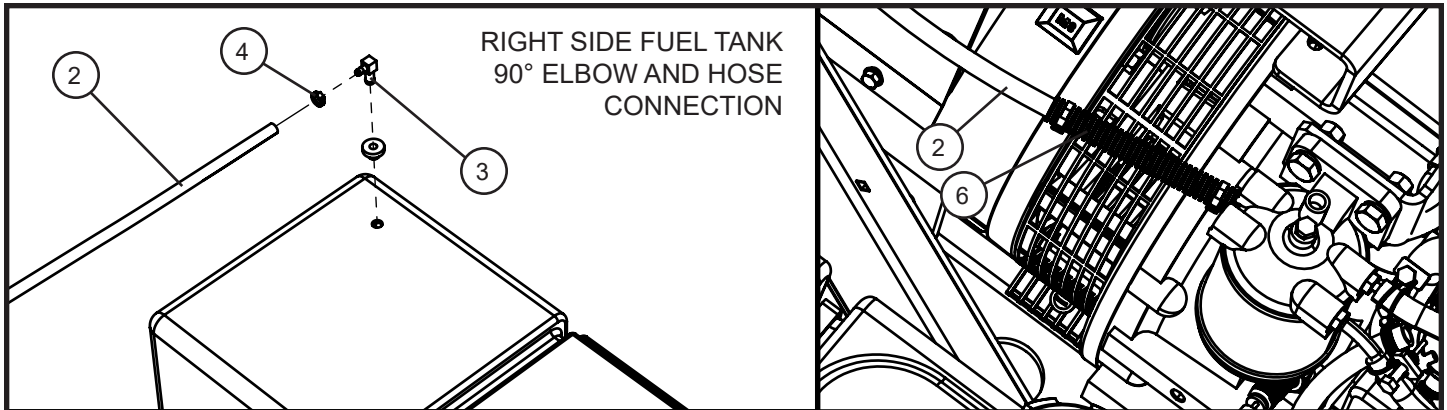
MAXI-POWER™ 15XR

SN 44-000001 and UP

7.1 - Perkins/CAT 1.5 Turbo Engine Assembly Group (4 of 4)

Item	Part No.	Part Description	Qty.
1	106249P	CAT C1.5T STRINGER TOP EXHAUST WELDMENT	1
2	113476P	MAXI-LITE SHOCKER CONTROLLER BRACKET	1
3	106253	CAT C1.5T TAILPIPE VERTICAL	1
4	112211	1-5/8 EXHAUST MUFFLER CLAMP	1
5	106229	DUST CAP DTM12P-DC	1
6	046010	1/4-20 x 3/4 HEX HEAD CS GR5 SS	2
7	046020	1/4-20 x 1 1/4 HEX HEAD CS GR5 PL	2
8	044023	1/4-20 NYLOCK HEX NUT PL	4
9	102081	5/16-18 x 3/4 CARRIAGE BOLT	4
10	057006	5/16-18 SERRATED FLANGE BOLT	4
11	106252	MUFFLER CAT C1.5T	1
12	***	CAT C1.5T ELECTRONIC GOVERNOR	1

7.2 - Perkins/CAT 1.5 Turbo Engine Fuel Lines



119924_B

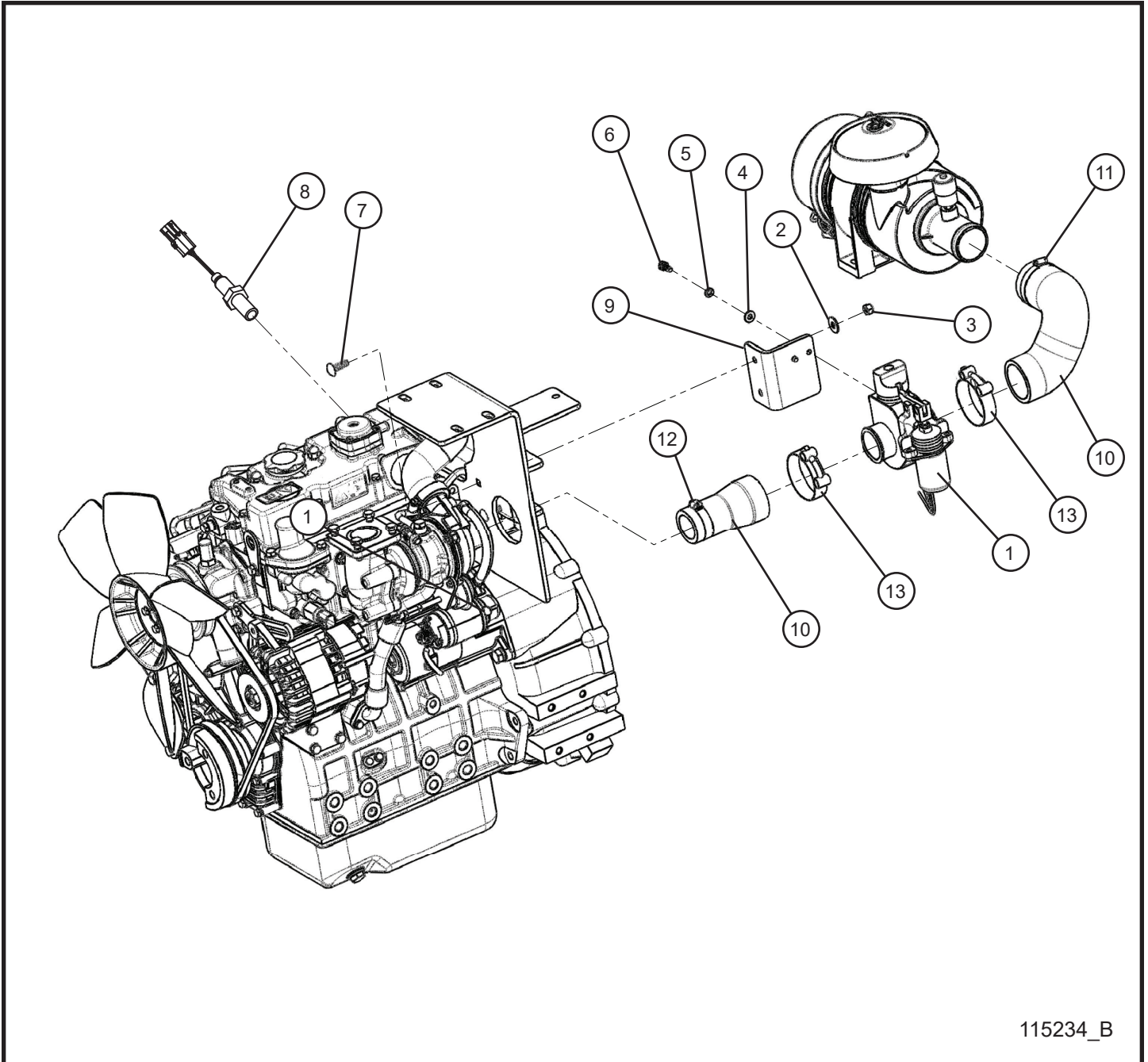
MAXI-POWER™ 15XR

SN 44-000001 and UP

7.2 - Perkins/CAT 1.5 Turbo Engine Fuel Lines

Item	Part No.	Part Description	Qty.
1	081018	HOSE 5/16 FUEL LINE x 35.00	1
2	081005	HOSE 1/4 FUEL LINE X 70.00	1
3	105106	DAPCO 90° ELBOW	1
4	433400	#4 HOSE CLAMP	4
5	022018	#8 CUSH CLAMP	1
	053020	5/16-18 X 1 CARRIAGE BOLT	1
	057006	5/16-18 SERRATED FLANGE NUT	1
6	022205	1/2" SPLIT LOOM X 5.00	1

7.3 - Perkins/CAT 1.5 Turbo Engine Shocker Group (1 of 2)



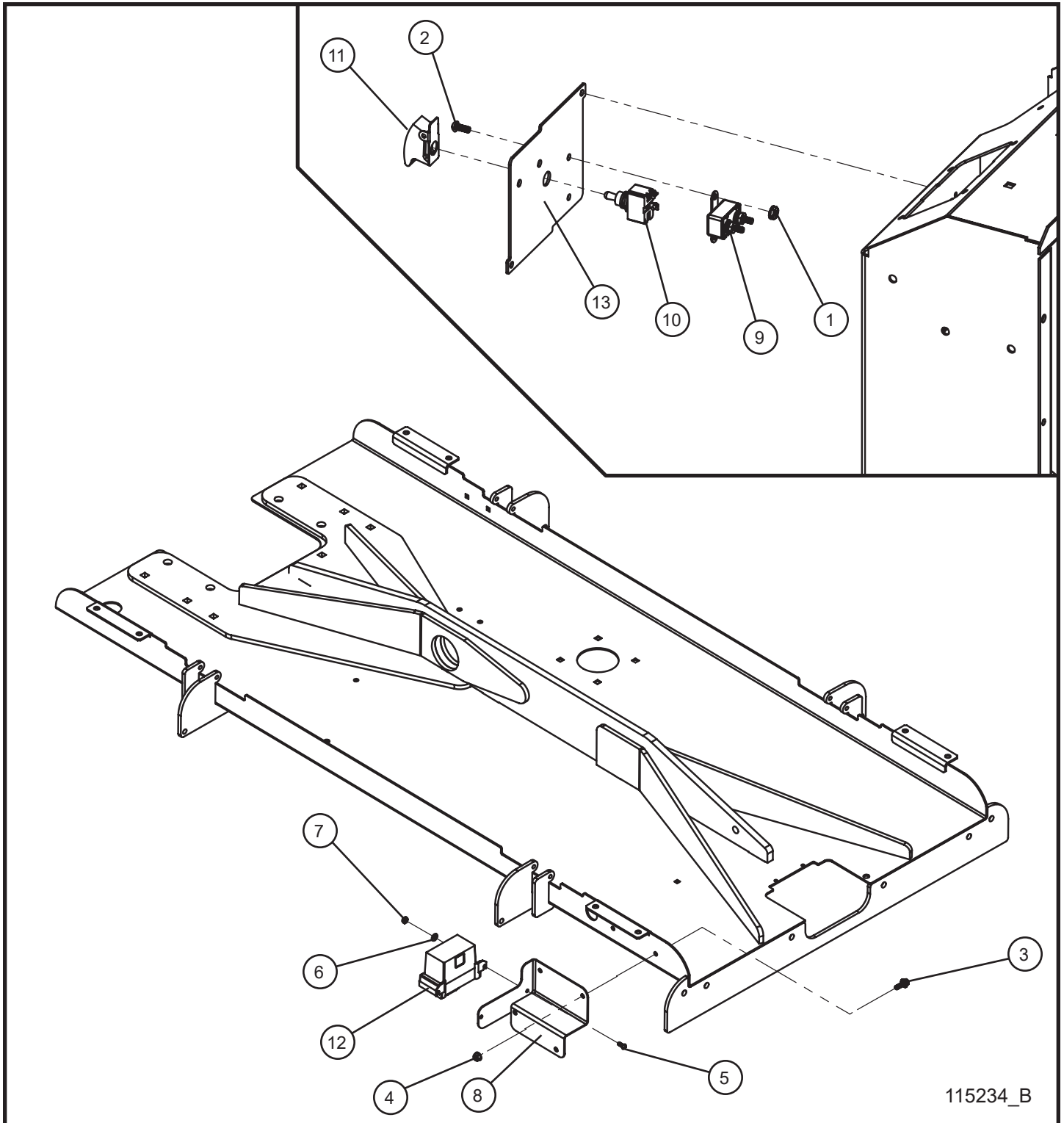
MAXI-POWER™ 15XR

SN 44-000001 and UP

7.3 - Perkins/CAT 1.5 Turbo Engine Shocker Group (1 of 2)

Item	Part No.	Part Description	Qty.
1	105810	SHOCKER 2" VALVE DELPHI 3 PIN CONNECTOR	1
2	047010	5/16 FLAT WASHER	2
3	044033	5/16-18 NYLOCK HEX NUT	2
4	047005	1/4 FLAT WASHER PL	2
5	043020	1/4 SPLITLOCK WASHER	2
6	046006	1/4-20 x 5/8 HEX HEAD BOLT	2
7	053020	5/16-18 x 1 CARRIAGE BOLT PL	2
8	105536	RPM SENSOR 18mm x 1.5	1
9	106261P	BRACKET SHOCKER C1.5T	1
10	106073	HOSE AIR INTAKE CAT C1.5T	1
11	043038	#32 HOSE CLAMP	1
12	046036	#24 HOSE CLAMP	1
13	105649	2 INCH STAINLESS STEEL T-BOLT CLAMP	2
NS	105702	SHOCKER SETUP INSTRUCTIONS	1
NS	105705	SHOCKER 2" VALVE KIT	1
NS	105802	SHOCKER VALVE HARNESS	1
NS	106156	SHOCKER VALVE HARNESS SCHEMATIC	1

7.3 - Perkins/CAT 1.5 Turbo Engine Shocker Group (2 of 2)



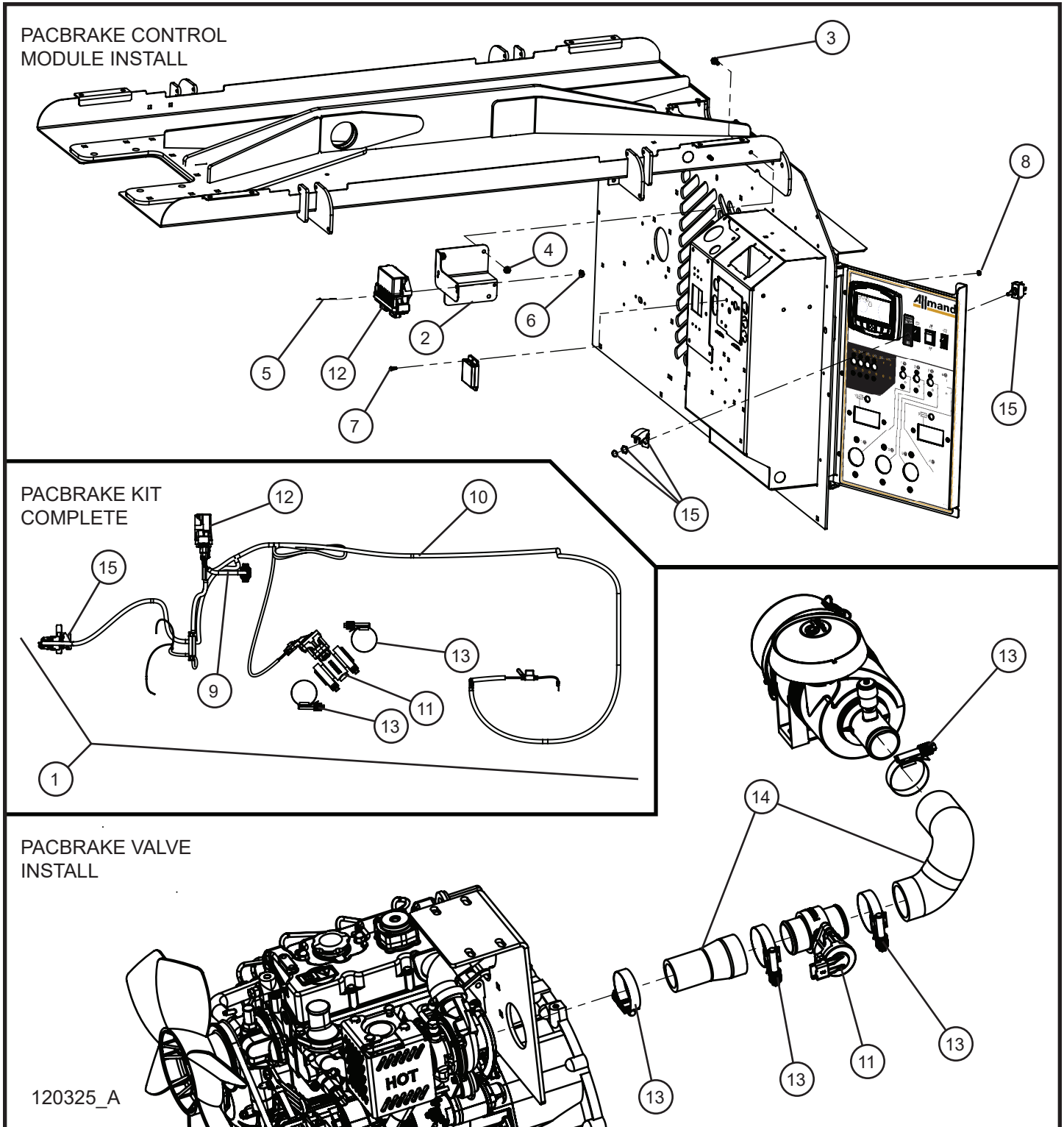
MAXI-POWER™ 15XR

SN 44-000001 and UP

7.3 - Perkins/CAT 1.5 Turbo Engine Shocker Group (2 of 2)

Item	Part No.	Part Description	Qty.
1	044016	#10-24 KEPS HEX NUT	2
2	041024	#10-24 x 1/2 PH-ROUND HEAD MACHINE SCREW	2
3	056002	1/4-20 x 3/4 HEX SERRATED FLANGE SCREW	2
4	057001	1/4-20 HEX NYLOCK FLANGE NUT	2
5	041021	#10-24 x 1/2 PH-ROUND HEAD MACHINE SCREW	2
6	047070	#10 FLAT WASHER	2
7	044018	#10-24 NYLOCK HEX NUT	2
8	113476P	MAXI-LITE SHOCKER CONTROLLER BRACKET	1
9	105636	20 AMP BREAKER	1
10	340009	15A 125V ON/OFF TOGGLE SWITCH	1
11	105645	CONTROLLER PASS TOGGLE SWITCH GUARD	1
12	105692	R5 SHOCKER CONTROLLER	1
13	111228P	MAXI-LITE COMPONENT BOX BACK COVER	1
NS	105702	SHOCKER SETUP INSTRUCTIONS	1
NS	105705	SHOCKER 2" VALVE KIT	1
NS	105802	SHOCKER VALVE HARNESS	1
NS	106156	SHOCKER VALVE HARNESS SCHEMATIC	1

7.4 - Perkins/CAT 1.5 Turbo Engine PacBrake Group



MAXI-POWER™ 15XR

SN 44-000001 and UP

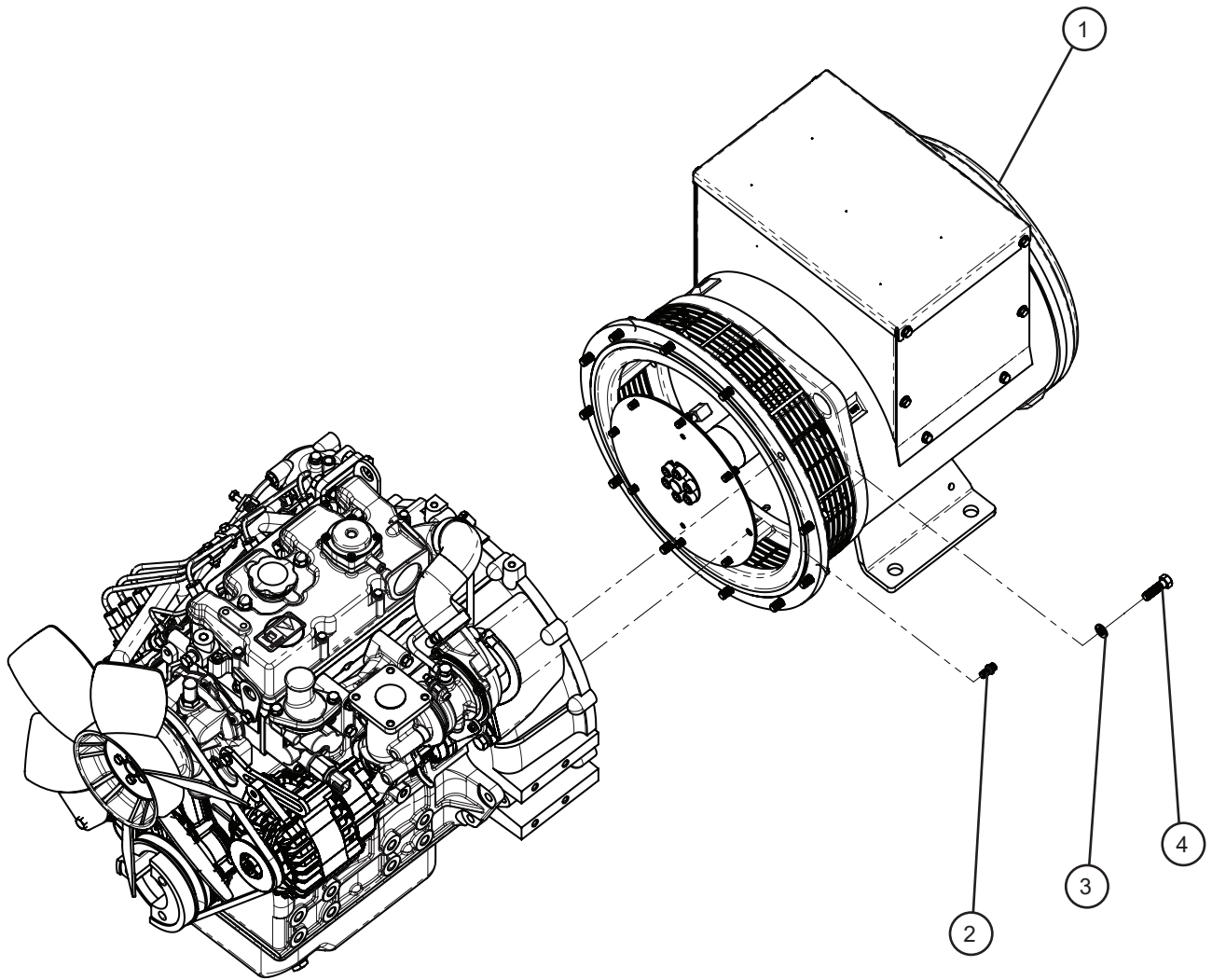
7.4 - Perkins/CAT 1.5 Turbo Engine PacBrake Group

Item	Part No.	Part Description	Qty.
1	122098	PACBRAKE 1.75" AIR INTAKE VALVE KIT COMPLETE MAXI-LITE	1
2	113476P	MAXI-LITE SHOCKER CONTROLLER BRACKET	1
3	056002	1/4-20 X 3/4 HEX SERRATED FLANGE SCREW	2
4	057001	1/4-20 HEX NYLOCK FLANGE NUT	2
5	056012	1/4-20 x 1 1/2 SERRATED FLANGE HEX HEAD SCREW	2
6	057000	1/4-20 HEX SERRATED FLANGE NUT	2
7	041012	#8-32 X 1/2 PL SCREW MS	2
8	044003	#8-32 NC KEPS NUT	2
9	122731	PACBRAKE AC FREQUENCY WIRE HARNESS MAXI-LITE	1
10	122732	PACBRAKE DC WIRE HARNESS MAXI-LITE	1
11	122747	PACBRAKE 2.00" AIR INTAKE VALVE	1
12	122736	PACBRAKE AIR INTAKE VALVE CONTROL MODULE	1
13	122737	PACBRAKE SAE 262 BAND CLAMP	4
14	106073	HOSE AIR INTAKE CAT C1.5T	1
15	122739	PACBRAKE TOGGLE SWITCH KIT	1
NS	103864	FUSE HOLDER INLINE BLADE	1
NS	104990	FUSE BLADE 2 AMP ATO/ATC	1
NS	105844	15 AMP MINI FUSE	1
NS	117814	WIRE SCHEMATIC PACBRAKE AIR VALVE	1

NS - Not Shown

* * * - Contact Allmand for more information.

7.5 - 15kW 1PH Marathon Generator



106224_A

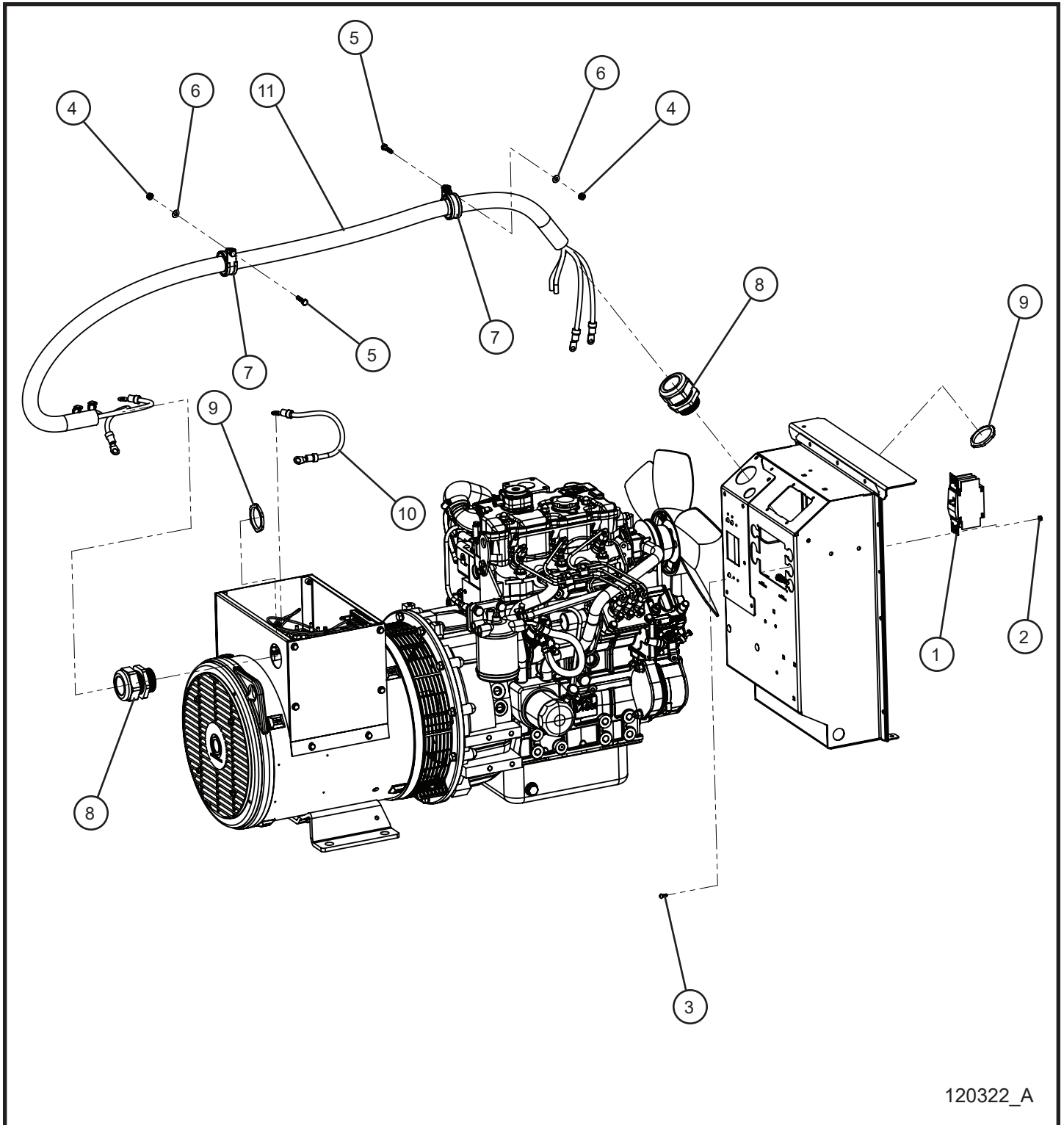
MAXI-POWER™ 15XR

SN 44-000001 and UP

7.5 - 15kW 1PH Marathon Generator

Item	Part No.	Part Description	Qty.
1	106214	GEN MARATHON 15kW 60Hz	1
2	046041	5/16-18 x 1/2" 12 PT FLANGE HEAD BOLT	8
3	043065	3/8 SPLITLOCK WASHER PL	12
4	046115	3/8-16 x 1 1/4 HEX HEAD CS GR5 PL	12

7.6 - 15kW 1PH Marathon Generator Cord Install Group



120322_A

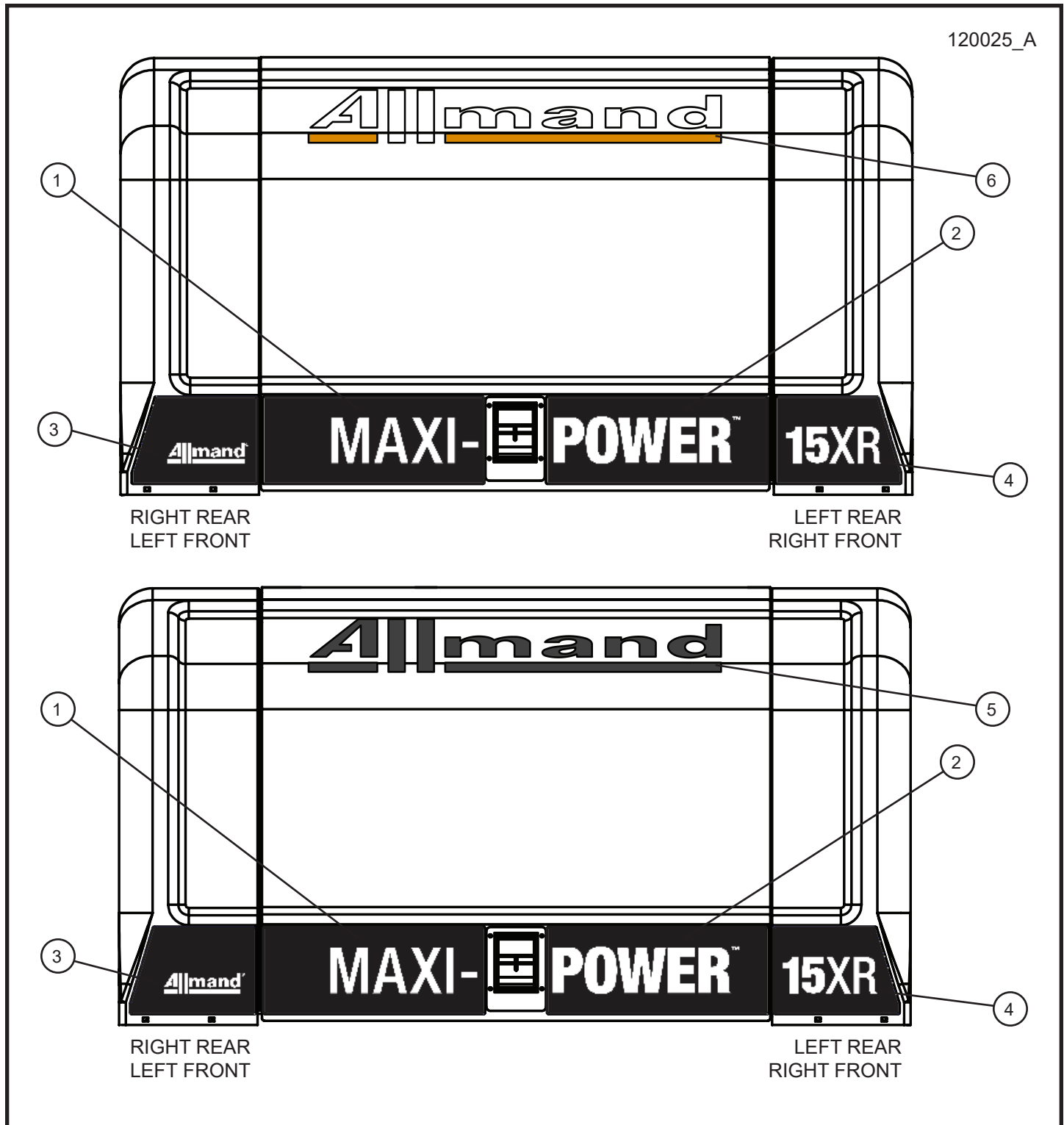
MAXI-POWER™ 15XR

SN 44-000001 and UP

7.6 - 15kW 1PH Marathon Generator Cord Install Group

Item	Part No.	Part Description	Qty.
1	353280	70 AMP DOUBLE POLE BREAKER	1
2	044003	#8-32 NC KEPS NUT	4
3	041012	#8-32 x 1/2 MACHINE SCREW	4
4	044021	1/4-20 KEPS HEX HUT	2
5	046015	1/4-20 x 1 HEX HEAD BOLT	2
6	047009	1/4 FLAT WASHER	2
7	106144	1 1/2 CUSH CLAMP W/ 3/8 HOLE	2
8	105629	1-1/2 CORD GRIP	2
9	022232	1-1/2 LOCKNUT	2
10	106067	4 AWG GREEN/YELLOW WIRE x 14.00	1
11	125008	GEN CORD 4/4 CORD MAXI	1
NS	124713	11/15kW 50/60Hz 4/4 MAXI-LITE GENERATOR CORD SCHEMATIC	1

8.1 - Door Branding Decals



MAXI-POWER™ 15XR

SN 44-000001 and UP

8.1 - Door Branding Decals

Item	Part No.	Part Description	Qty.
1	118345	MAXI- DOOR STRIPE MAXI-POWER 15XR DECAL	2
2	118346	POWER DOOR STRIPE MAXI-POWER 15XR DECAL	2
3	118343	LEFT HAND DOOR STRIPE MAXI-POWER 15XR DECAL	2
4	118344	RIGHT HAND DOOR STRIPE MAXI-POWER 15XR DECAL	2
5	102939	ALLMAND BLACK LETTERING DOOR DECAL	2
6	110372	ALLMAND WHITE AND GOLD LETTERING DOOR DECAL	2

*NOTE: DOOR STRIPE DECALS ON THESE PAGES ARE SHOWN FOR PLACEMENT ONLY.

8.2 - Domestic English Safety Decals (1 of 4)

<p>⚠ WARNING</p> <p>Failure to follow warnings, instructions, and operator's manual could result in death or serious injury.</p>	<p>⚠ WARNING</p> <p>Read and follow operator's manual before operating or servicing this equipment.</p>	<p>⚠ WARNING</p> <p>Unexpected start of engine could result in death or serious injury.</p>	<p>⚠ WARNING</p> <p>Read and follow electronic controller operator's manual before operating or servicing this equipment.</p>	<p>⚠ WARNING</p> <p>Contact with hot exhaust gases and parts could cause serious injury.</p>	<p>⚠ WARNING</p> <p>Avoid hot exhaust gases. Keep hands and clothing away from hot parts.</p>	<p>⚠ WARNING</p> <p>Contact with rotating parts could result in death or serious injury.</p>	<p>⚠ WARNING</p> <p>Keep away from rotating parts.</p>	<p>⚠ WARNING</p> <p>Opening cap on hot radiator could result in death or serious injury.</p>	<p>⚠ WARNING</p> <p>Allow radiator to cool down before opening cap.</p>	<p>⚠ WARNING</p> <p>Exposure to corrosive material could result in death or serious injury.</p>	<p>⚠ WARNING</p> <p>Wear protective gloves when handling battery.</p>	<p>⚠ WARNING</p> <p>Smoking materials, open flames, or other forms of ignition near the battery could cause explosion resulting in death or serious injury.</p>	<p>⚠ WARNING</p> <p>Keep smoking materials, open flames, and other forms of ignition away from the battery.</p>
<p>⚠ AVERTISSEMENT</p> <p>Consultez le respect des avertissements, les instructions et le manuel de l'utilisateur pour éviter des blessures graves ou la mort.</p>	<p>⚠ AVERTISSEMENT</p> <p>Lisez et suivez le manuel d'utilisation avant de faire fonctionner ou de faire l'entretien de cet équipement.</p>	<p>⚠ AVERTISSEMENT</p> <p>Le démarrage inattendu du moteur pourrait provoquer la mort ou des blessures graves.</p>	<p>⚠ AVERTISSEMENT</p> <p>Lisez et suivez le manuel électronique du contrôleur avant d'utiliser ou de réparer cet équipement.</p>	<p>⚠ AVERTISSEMENT</p> <p>Évitez les gaz d'échappement chauds. Tenez les mains et les vêtements à l'écart des pièces chaudes.</p>	<p>⚠ AVERTISSEMENT</p> <p>Évitez les gaz d'échappement chauds. Tenez les mains et les vêtements à l'écart des pièces chaudes.</p>	<p>⚠ AVERTISSEMENT</p> <p>Le contact avec des pièces en mouvement pourrait résulter en de graves blessures voire la mort.</p>	<p>⚠ AVERTISSEMENT</p> <p>Si vous à l'écart des pièces en mouvement.</p>	<p>⚠ AVERTISSEMENT</p> <p>L'ouverture du bouchon sur un radiateur chaud pourrait causer la mort ou des blessures graves.</p>	<p>⚠ AVERTISSEMENT</p> <p> laissez le radiateur refroidir avant de dévisser le bouchon.</p>	<p>⚠ AVERTISSEMENT</p> <p>Toute exposition à des produits corrosifs pourrait causer la mort ou des blessures graves.</p>	<p>⚠ AVERTISSEMENT</p> <p>Porter des gants de protection en manipulant la batterie.</p>	<p>⚠ AVERTISSEMENT</p> <p>Les articles de fumée, les flammes nues ou d'autres formes d'allumage près de la batterie pourraient causer une explosion, causant la mort ou des blessures graves.</p>	<p>⚠ AVERTISSEMENT</p> <p>Tenez les articles de fumée, les flammes nues ou les autres formes d'allumage à l'écart de la batterie.</p>

1

NOTICE
Neutral bonded to frame.
Machine to be grounded in accordance with requirements as outlined by local inspection authorities.

AVIS
Neutre mis à la masse à la carcasse du moteur.
L'appareil doit être mis à la terre conformément aux exigences des services d'inspection locaux.

122470

4

122480

3

109005

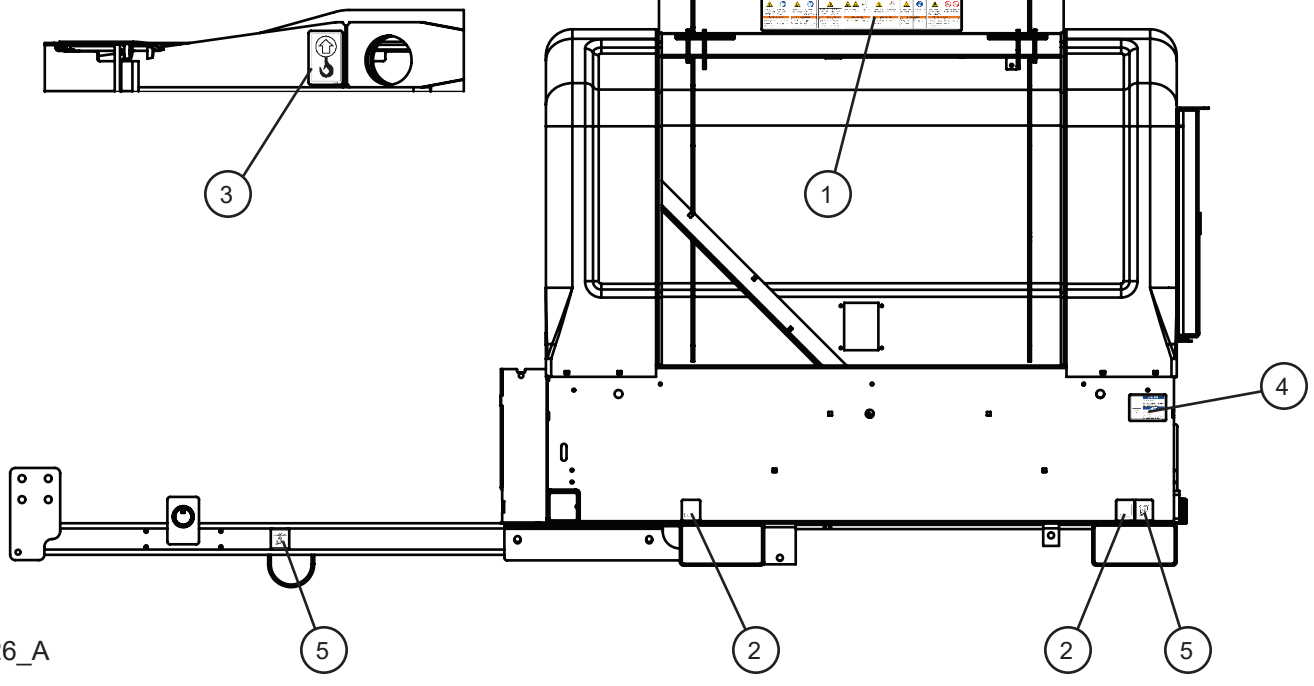
5

107254

2

LEFT SIDE

LIFT RING DETAIL



120026_A

MAXI-POWER™ 15XR

SN 44-000001 and UP


8.2 - Domestic English Safety Decals (1 of 4)

Item	Part No.	Part Description	Qty.
1	107246	DECAL MULTIPLE WARNINGS DOOR	1
2	107254	FORKLIFT POSITION DECAL	2
3	122480	DECAL LIFT HOOK	2
4	122470	DECAL NOTICE NEUTRAL BONDED & GROUNDED	1
5	109005	TIE DOWN POSITION DECAL	2

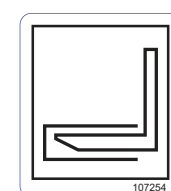
8.2 - Domestic English Safety Decals (2 of 4)

<p>WARNING</p> <p>Failure to follow warnings, instructions, and operator's manual could result in death or serious injury.</p>	<p>WARNING</p> <p>Read and follow operator's manual before operating or servicing this equipment.</p>	<p>WARNING</p> <p>Unexpected start of engine could result in death or serious injury.</p>	<p>WARNING</p> <p>Read and follow electronic controller operator's manual before operating or servicing this equipment.</p>	<p>WARNING</p> <p>Contact with hot exhaust gases and parts could cause serious injury.</p>	<p>WARNING</p> <p>Avoid hot exhaust gases. Keep hands and combustible materials away from hot parts.</p>	<p>WARNING</p> <p>Contact with rotating parts could result in death or serious injury.</p>	<p>WARNING</p> <p>Keep away from rotating parts.</p>	<p>WARNING</p> <p>Opening cap on hot radiator could result in death or serious injury.</p>	<p>WARNING</p> <p>Allow radiator to cool down before opening cap.</p>	<p>WARNING</p> <p>Exposure to corrosive material could result in death or serious injury.</p>	<p>WARNING</p> <p>Wear protective gloves when handling battery.</p>	<p>WARNING</p> <p>Smoking materials, open flames, or other forms of ignition near the battery could cause explosion resulting in death or serious injury.</p>	<p>WARNING</p> <p>Keep smoking materials, open flames, and other forms of ignition away from the battery.</p>
<p>AVERTISSEMENT</p> <p>L'omission de respecter les avertissements, les instructions et le manuel de l'utilisateur pourrait entraîner des blessures graves ou la mort.</p>	<p>AVERTISSEMENT</p> <p>Lire et suivre le manuel d'utilisation avant de faire fonctionner ou de faire l'entretien de cet équipement.</p>	<p>AVERTISSEMENT</p> <p>Le démarrage inattendu du moteur pourrait provoquer la mort ou des blessures graves.</p>	<p>AVERTISSEMENT</p> <p>Lire et suivre le manuel d'utilisation du contrôleur électronique avant d'activer ou de réparer cet équipement.</p>	<p>AVERTISSEMENT</p> <p>Tout contact avec les pièces et les gaz d'échappement chauds pourrait causer la mort ou des blessures graves.</p>	<p>AVERTISSEMENT</p> <p>Éviter les gaz d'échappement chauds. Tenir les mains et les produits inflammables à l'écart des pièces chaudes.</p>	<p>AVERTISSEMENT</p> <p>Le contact avec des pièces en mouvement pourrait résulter en de graves blessures voire la mort.</p>	<p>AVERTISSEMENT</p> <p>Se tenir à l'écart des pièces en mouvement.</p>	<p>AVERTISSEMENT</p> <p>L'ouverture du bouchon sur un radiateur chaud pourrait causer la mort ou des blessures graves.</p>	<p>AVERTISSEMENT</p> <p>Laisser le radiateur refroidir avant de dévisser le bouchon.</p>	<p>AVERTISSEMENT</p> <p>Toute exposition à des produits corrosifs pourrait causer la mort ou des blessures graves.</p>	<p>AVERTISSEMENT</p> <p>Porter des gants de protection en manipulant la batterie.</p>	<p>AVERTISSEMENT</p> <p>Les articles de fumée, les flammes nues ou d'autres formes d'allumage près de la batterie pourraient causer une explosion, causant la mort ou des blessures graves.</p>	<p>AVERTISSEMENT</p> <p>Tenir les articles de fumée, les flammes nues ou les autres formes d'allumage à l'écart de la batterie.</p>

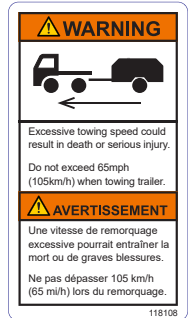
3



4

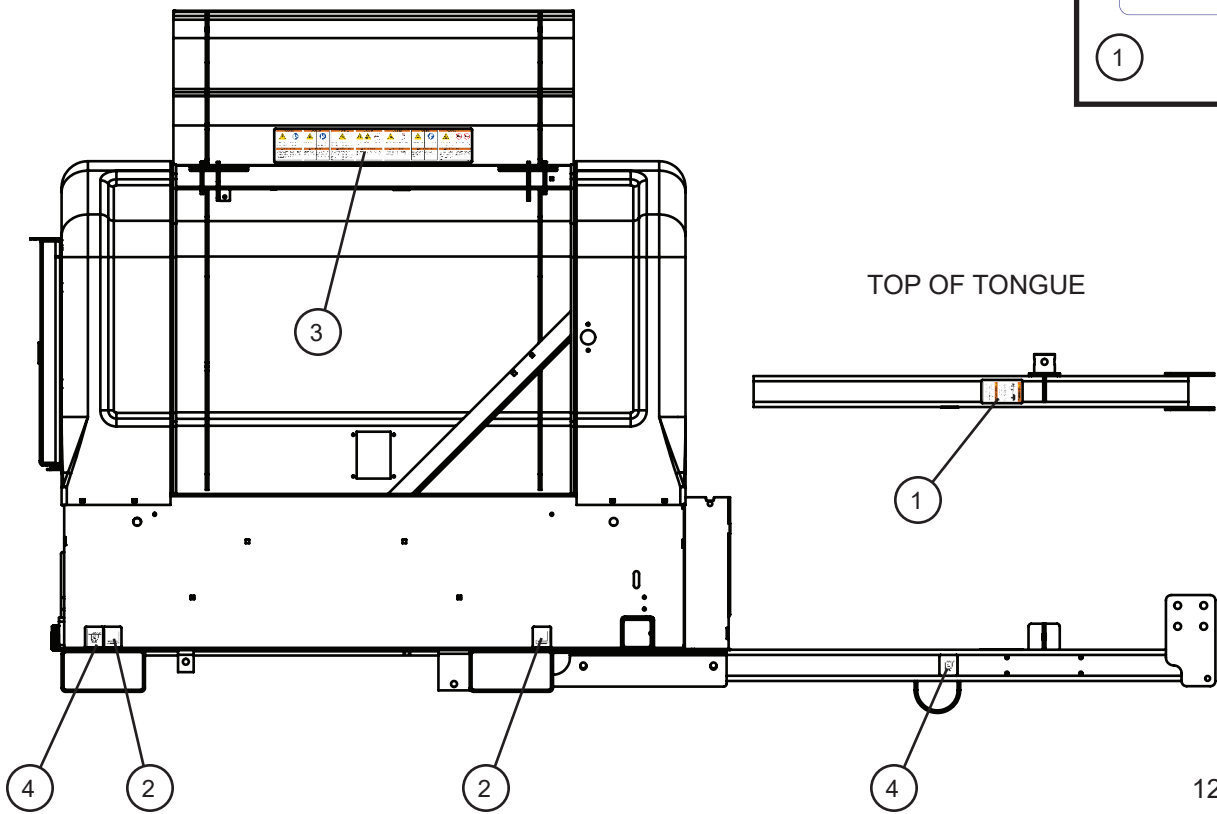


2



1

RIGHT SIDE



120026_A

MAXI-POWER™ 15XR

SN 44-000001 and UP

8.2 - Domestic English Safety Decals (2 of 4)

Item	Part No.	Part Description	Qty.
1	118108	EXCESSIVE TOW SPEED WARNING ENGLISH/FRENCH DECAL	1
2	107254	FORKLIFT POSITION DECAL	2
3	107246	DECAL MULTIPLE WARNINGS DOOR	1
4	109005	TIE DOWN POSITION DECAL	2

8.2 - Domestic English Safety Decals (3 of 4)

<div data-bbox="142 457 620 661"> <p>WARNING Opening cap on hot radiator could result in death or serious injury. Allow radiator to cool down before opening cap.</p> <p>AVERTISSEMENT L'ouverture du bouchon sur un radiateur chaud pourrait causer la mort ou des blessures graves. Laisser le radiateur refroidir avant de dévisser le bouchon.</p> <p>118651</p> </div> <p>5</p>	<div data-bbox="706 457 885 661"> <p>107973</p> </div> <p>1</p>	<div data-bbox="998 457 1177 661"> <p>104752</p> </div> <p>3</p>	<div data-bbox="1299 457 1477 661"> <p>104750</p> </div> <p>2</p>
<div data-bbox="142 814 332 1243"> <p>MAXI-POWER 15XR</p> <p>123248</p> </div> <p>4</p>	<p>BACK SIDE</p> <p>4</p> <p>5</p> <p>3</p> <p>2</p> <p>1</p>		

120026_A








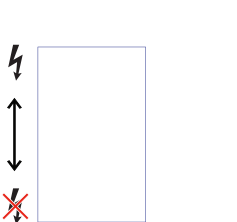



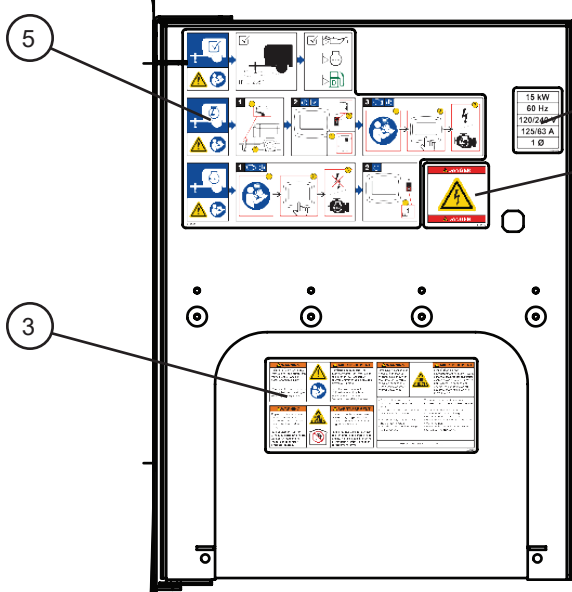
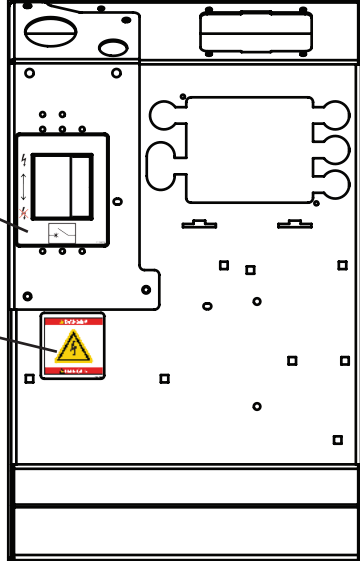
MAXI-POWER™ 15XR

SN 44-000001 and UP

8.2 - Domestic English Safety Decals (3 of 4)

Item	Part No.	Part Description	Qty.
1	107973	OIL DRAIN DECAL	1
2	107971	DRAIN FLUID CONTAINMENT DECAL	1
3	104752	DRAIN ENGINE COOLANT DECAL	1
4	123243	DECAL QR CODE MAXI-POWER 15XR	1
5	118651	DECAL RADIATOR WARNING BI-LINGUAL	1

8.2 - Domestic English Safety Decals (4 of 4)

<div data-bbox="146 451 885 766"> <table border="1"> <tr> <td data-bbox="154 462 284 598"> <p>⚠ WARNING Failure to follow warnings, instructions, and operator's manual could result in death or serious injury. Read and follow operator's manual before operating or servicing this equipment.</p> </td> <td data-bbox="292 462 365 598">  </td> <td data-bbox="373 462 519 598"> <p>⚠ AVERTISSEMENT L'omission de respecter les avertissements, les instructions et le manuel de l'utilisateur pourrait entraîner des blessures graves ou la mort. Lire et suivre le manuel d'utilisation avant de faire fonctionner ou de faire l'entretien de cet équipement.</p> </td> <td data-bbox="527 462 649 598"> <p>⚠ WARNING Breathing diesel engine exhaust exposes you to chemicals known to the State of California to cause cancer and birth defects or other reproductive harm.</p> </td> <td data-bbox="657 462 876 598">  <p>⚠ AVERTISSEMENT L'inspiration de gaz d'échappement du moteur vous expose à des produits chimiques connus selon l'État de Californie pour causer le cancer, des anomalies congénitales ou d'autres effets nuisibles à la reproduction.</p> </td> </tr> <tr> <td data-bbox="154 619 284 756"> <p>⚠ WARNING Engine exhaust contains carbon monoxide, a poisonous gas that could cause death or serious injury. Run equipment far from windows, doors and vents. Do not run equipment indoors or in partially enclosed spaces.</p> </td> <td data-bbox="292 619 365 756">  </td> <td data-bbox="373 619 519 756"> <p>⚠ AVERTISSEMENT Le moteur contient du monoxyde de carbone, un gaz toxique pouvant provoquer la mort ou de graves blessures. Faites tourner à l'extérieur, loin des fenêtres, des portes et des événements. Ne faites pas fonctionner à l'intérieur ni dans un espace partiellement fermé.</p> </td> <td colspan="2" data-bbox="527 598 876 756"> <ul style="list-style-type: none"> • Always start and operate the engine in a well-ventilated area. • If in an enclosed area, vent the exhaust to the outside. • Do not modify or tamper with the exhaust system. • Do not idle the engine except as necessary. • Toujours démarrer et faire fonctionner le moteur dans un endroit bien ventilé. • Si le moteur est utilisé dans un espace fermé, ventiler les gaz d'échappement à l'extérieur. • Ne pas modifier ni altérer le système d'échappement. • Ne pas mettre le moteur au ralenti sauf en cas de nécessité. <p>www.P65Warnings.ca.gov/diesel.</p> </td> </tr> </table> <p>122985</p> </div>	<p>⚠ WARNING Failure to follow warnings, instructions, and operator's manual could result in death or serious injury. Read and follow operator's manual before operating or servicing this equipment.</p>		<p>⚠ AVERTISSEMENT L'omission de respecter les avertissements, les instructions et le manuel de l'utilisateur pourrait entraîner des blessures graves ou la mort. Lire et suivre le manuel d'utilisation avant de faire fonctionner ou de faire l'entretien de cet équipement.</p>	<p>⚠ WARNING Breathing diesel engine exhaust exposes you to chemicals known to the State of California to cause cancer and birth defects or other reproductive harm.</p>	 <p>⚠ AVERTISSEMENT L'inspiration de gaz d'échappement du moteur vous expose à des produits chimiques connus selon l'État de Californie pour causer le cancer, des anomalies congénitales ou d'autres effets nuisibles à la reproduction.</p>	<p>⚠ WARNING Engine exhaust contains carbon monoxide, a poisonous gas that could cause death or serious injury. Run equipment far from windows, doors and vents. Do not run equipment indoors or in partially enclosed spaces.</p>		<p>⚠ AVERTISSEMENT Le moteur contient du monoxyde de carbone, un gaz toxique pouvant provoquer la mort ou de graves blessures. Faites tourner à l'extérieur, loin des fenêtres, des portes et des événements. Ne faites pas fonctionner à l'intérieur ni dans un espace partiellement fermé.</p>	<ul style="list-style-type: none"> • Always start and operate the engine in a well-ventilated area. • If in an enclosed area, vent the exhaust to the outside. • Do not modify or tamper with the exhaust system. • Do not idle the engine except as necessary. • Toujours démarrer et faire fonctionner le moteur dans un endroit bien ventilé. • Si le moteur est utilisé dans un espace fermé, ventiler les gaz d'échappement à l'extérieur. • Ne pas modifier ni altérer le système d'échappement. • Ne pas mettre le moteur au ralenti sauf en cas de nécessité. <p>www.P65Warnings.ca.gov/diesel.</p>		<div data-bbox="958 451 1153 651"> <p>⚠ DANGER</p>  <p>⚠ DANGER</p> <p>118074</p> </div> <p>2</p> <div data-bbox="966 777 1144 1018"> <p>15 kW</p> <p>60 Hz</p> <p>120/240 V</p> <p>125/63 A</p> <p>1 Ø</p> <p>112130</p> </div> <p>1</p>	<div data-bbox="1226 451 1485 756">  <p>113929</p> </div> <p>4</p>
<p>⚠ WARNING Failure to follow warnings, instructions, and operator's manual could result in death or serious injury. Read and follow operator's manual before operating or servicing this equipment.</p>		<p>⚠ AVERTISSEMENT L'omission de respecter les avertissements, les instructions et le manuel de l'utilisateur pourrait entraîner des blessures graves ou la mort. Lire et suivre le manuel d'utilisation avant de faire fonctionner ou de faire l'entretien de cet équipement.</p>	<p>⚠ WARNING Breathing diesel engine exhaust exposes you to chemicals known to the State of California to cause cancer and birth defects or other reproductive harm.</p>	 <p>⚠ AVERTISSEMENT L'inspiration de gaz d'échappement du moteur vous expose à des produits chimiques connus selon l'État de Californie pour causer le cancer, des anomalies congénitales ou d'autres effets nuisibles à la reproduction.</p>								
<p>⚠ WARNING Engine exhaust contains carbon monoxide, a poisonous gas that could cause death or serious injury. Run equipment far from windows, doors and vents. Do not run equipment indoors or in partially enclosed spaces.</p>		<p>⚠ AVERTISSEMENT Le moteur contient du monoxyde de carbone, un gaz toxique pouvant provoquer la mort ou de graves blessures. Faites tourner à l'extérieur, loin des fenêtres, des portes et des événements. Ne faites pas fonctionner à l'intérieur ni dans un espace partiellement fermé.</p>	<ul style="list-style-type: none"> • Always start and operate the engine in a well-ventilated area. • If in an enclosed area, vent the exhaust to the outside. • Do not modify or tamper with the exhaust system. • Do not idle the engine except as necessary. • Toujours démarrer et faire fonctionner le moteur dans un endroit bien ventilé. • Si le moteur est utilisé dans un espace fermé, ventiler les gaz d'échappement à l'extérieur. • Ne pas modifier ni altérer le système d'échappement. • Ne pas mettre le moteur au ralenti sauf en cas de nécessité. <p>www.P65Warnings.ca.gov/diesel.</p>									
<p>CONTROL BOX DOOR</p> 		<p>CONTROL BOX BACK SIDE</p> 										

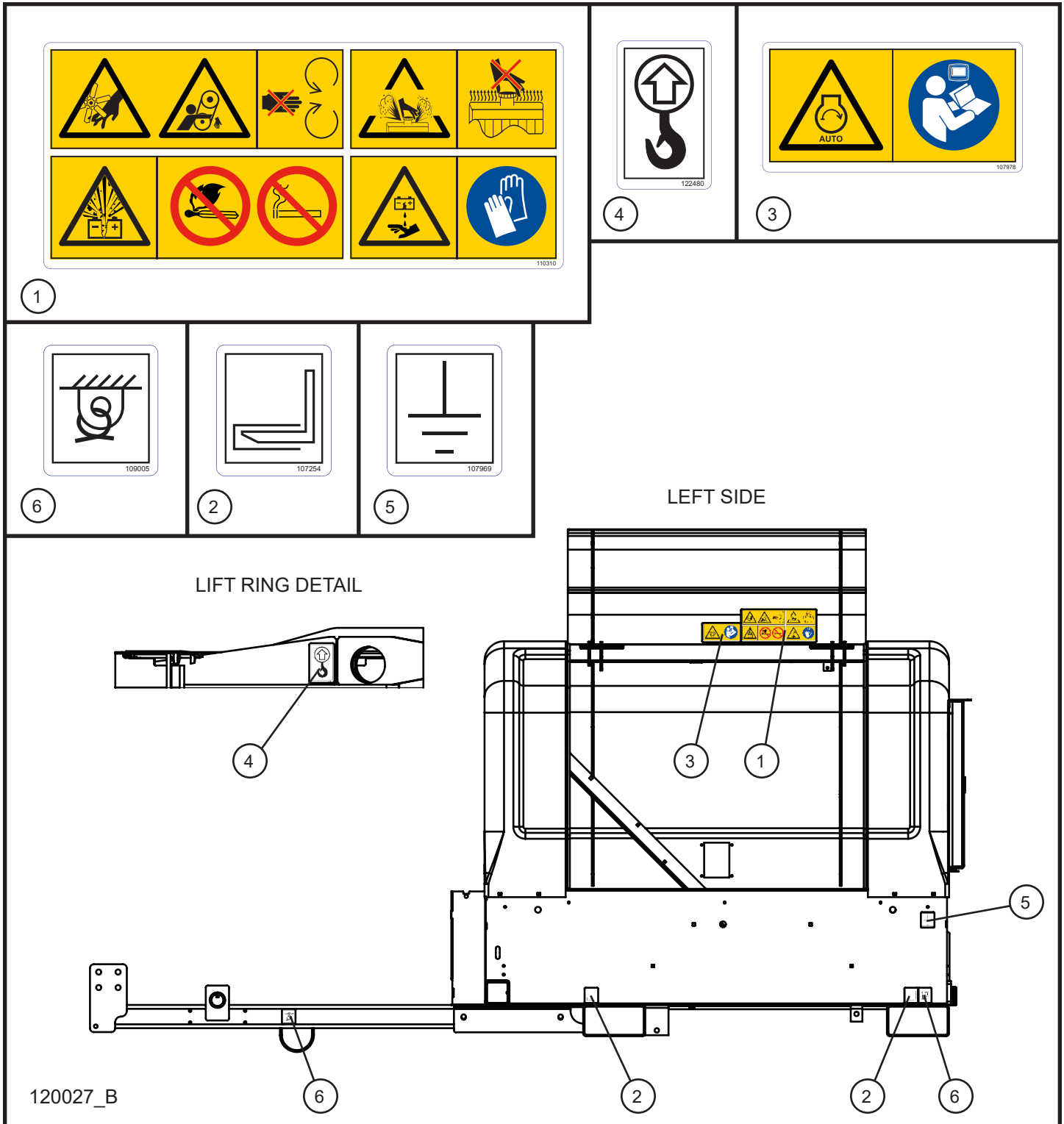
MAXI-POWER™ 15XR

SN 44-000001 and UP

8.2 - Domestic English Safety Decals (4 of 4)

Item	Part No.	Part Description	Qty.
1	112130	DECAL ELECTRICAL INFO 15kW 60Hz 1 PHASE	1
2	118074	DECAL BILINGUAL DANGER HAZARDOUS VOLTAGE VERTICAL	2
3	122985	DECAL MULTIPLE EXHAUST WARNING MAXI POWER	1
4	113929	MAXI-LITE MAIN BREAKER DECAL	1
5	118363	OPERATION MAXI-POWER 15XR DECAL	1

8.3 - International Wordless Safety Decals (1 of 4)



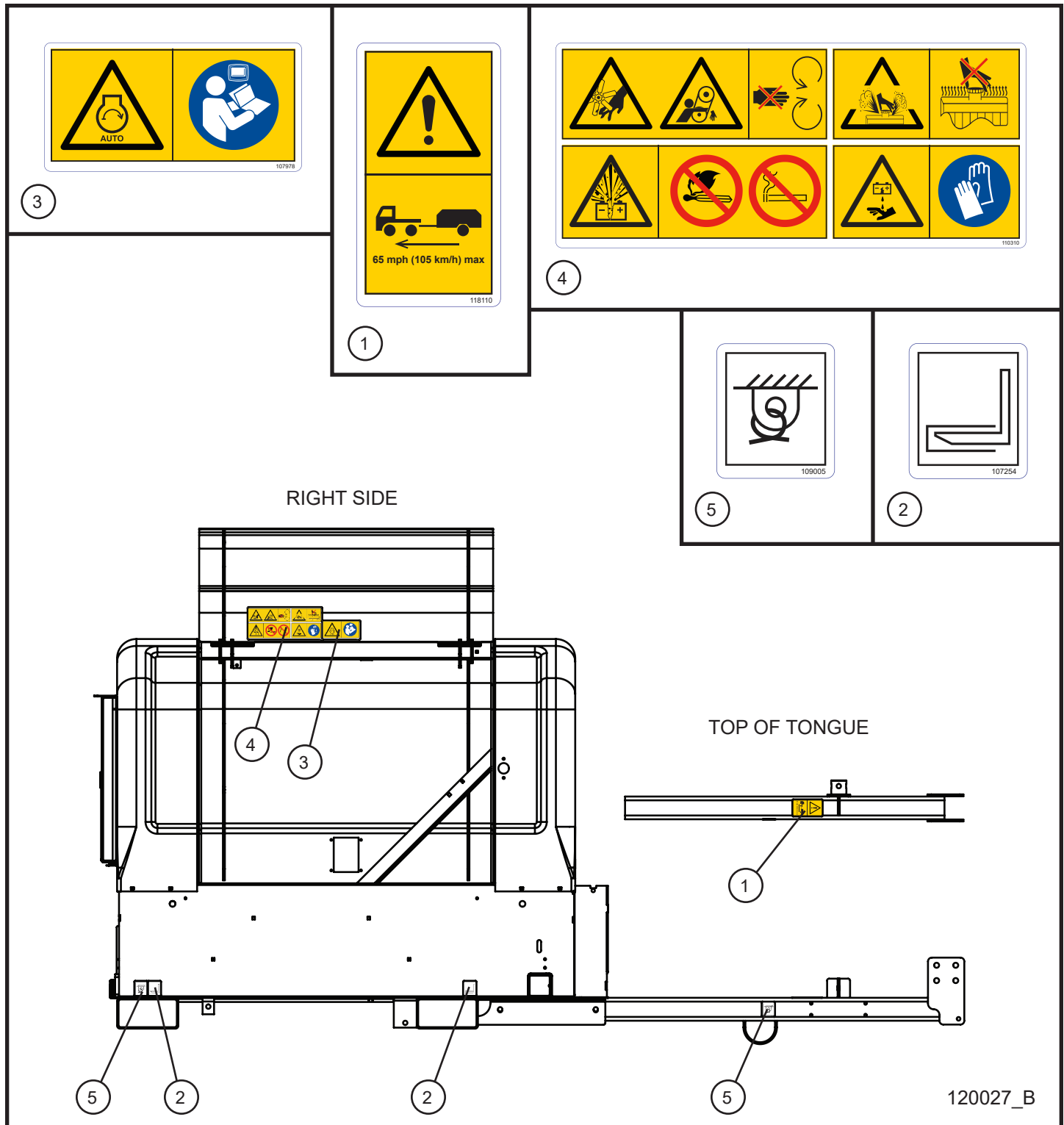
MAXI-POWER™ 15XR

SN 44-000001 and UP

8.3 - International Wordless Safety Decals (1 of 4)

Item	Part No.	Part Description	Qty.
1	110310	DECAL WARNING ENGINE-RADIATOR-BATTERY	1
2	107254	FORKLIFT POSITION DECAL	2
3	107978	WORDLESS LSC ENGINE WARNING DECAL	1
4	122480	DECAL LIFT HOOK	2
5	107969	GROUND POSITION DECAL	1
6	109005	TIE DOWN POSITION DECAL	2

8.3 - International Wordless Safety Decals (2 of 4)



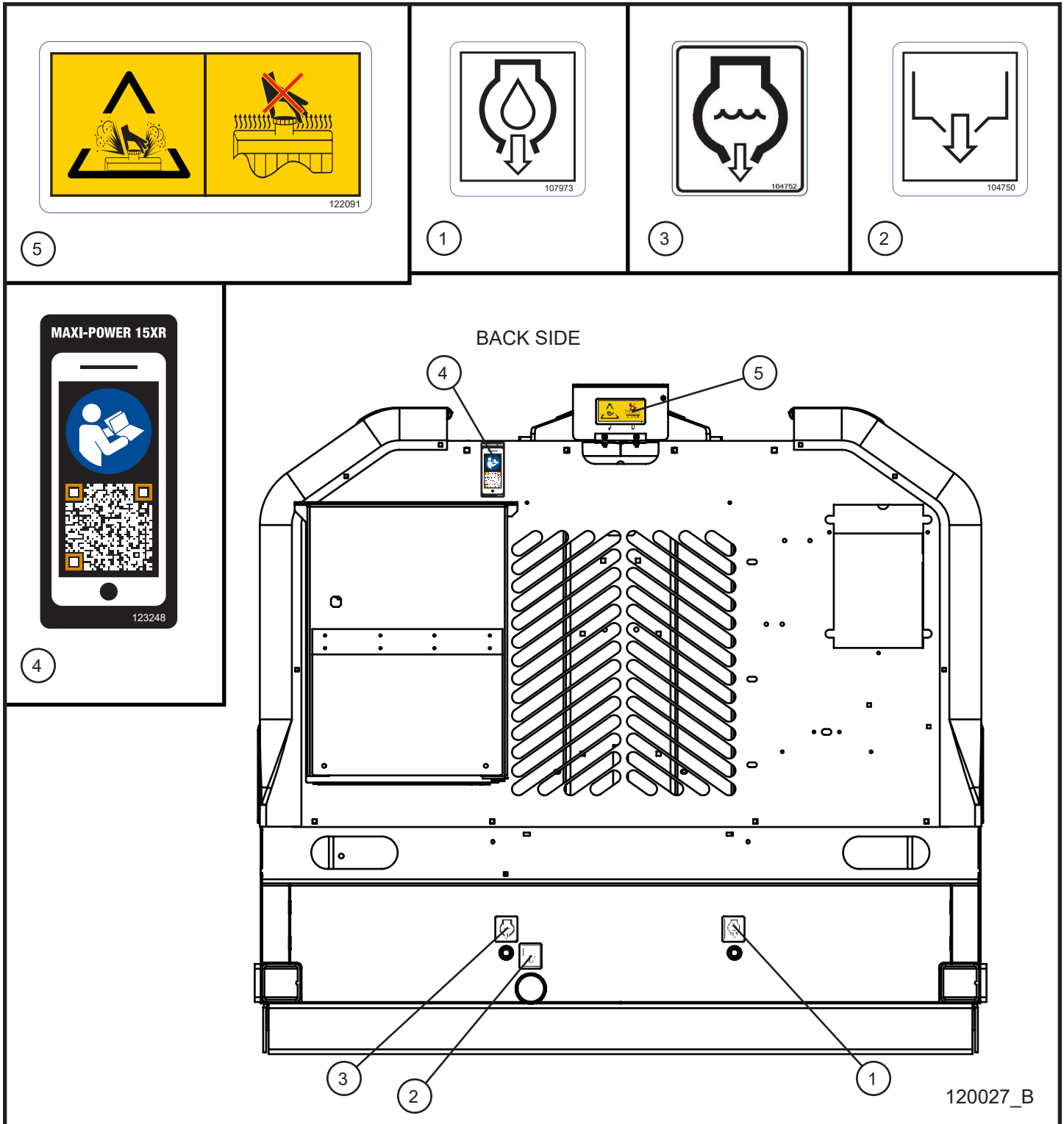
MAXI-POWER™ 15XR

SN 44-000001 and UP

8.3 - International Wordless Safety Decals (2 of 4)

Item	Part No.	Part Description	Qty.
1	118110	EXCESSIVE TOW SPEED WARNING WORDLESS DECAL	1
2	107254	FORKLIFT POSITION DECAL	2
3	107978	LSC ENGINE WARNING WORDLESS DECAL	1
4	110310	ENGINE-RADIATOR-BATTERY WARNING WORDLESS DECAL	1
5	109005	TIE DOWN POSITION DECAL	2

8.3 - International Wordless Safety Decals (3 of 4)



MAXI-POWER™ 15XR

SN 44-000001 and UP

8.3 - International Wordless Safety Decals (3 of 4)

Item	Part No.	Part Description	Qty.
1	107973	OIL DRAIN DECAL	1
2	107971	DRAIN FLUID CONTAINMENT DECAL	1
3	104752	DRAIN ENGINE COOLANT DECAL	1
4	123243	DECAL QR CODE MAXI-POWER 15XR	1
5	122091	RADIATOR WARNING WORDLESS DECAL	1

8.3 - International Wordless Safety Decals (4 of 4)

113941

3

104880

2

113929

4

15 kW
60 Hz
120/240 V
125/63 A
1 Ø

112130

1

CONTROL BOX DOOR

CONTROL BOX BACK SIDE

120027_B

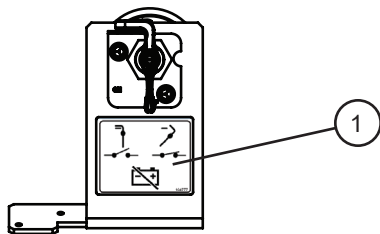
MAXI-POWER™ 15XR

SN 44-000001 and UP

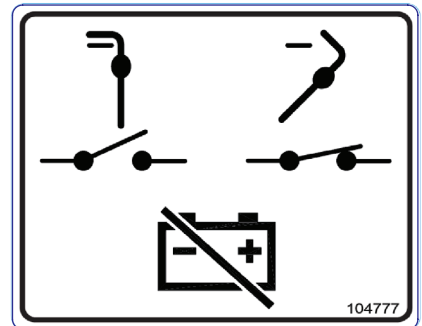
8.3 - International Wordless Safety Decals (4 of 4)

Item	Part No.	Part Description	Qty.
1	112130	DECAL ELECTRICAL INFO 15kW 60Hz 1 PHASE	1
2	104880	ELECTRICAL VOLTAGE DANGER WORDLESS DECAL	2
3	113941	EXHAUST WARNING WORDLESS DECAL	1
4	113929	MAXI-LITE MAIN BREAKER DECAL	1
5	118363	OPERATION MAXI-POWER 15XR DECAL	1

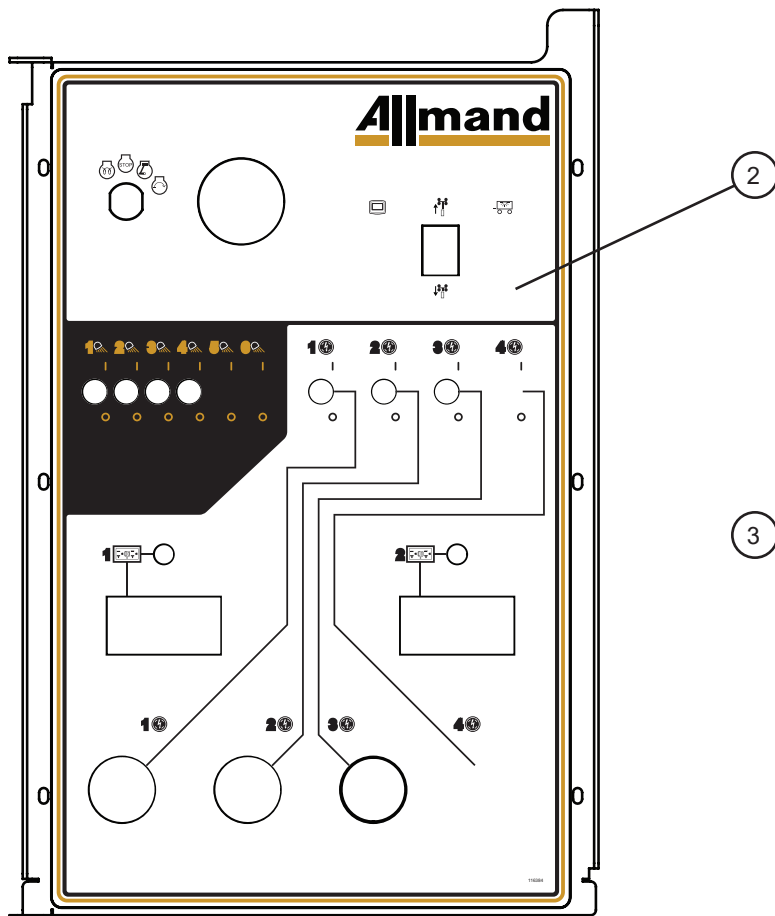
8.4 - Electrical Decals (1 of 2)



BATTERY DISCONNECT
DETAIL



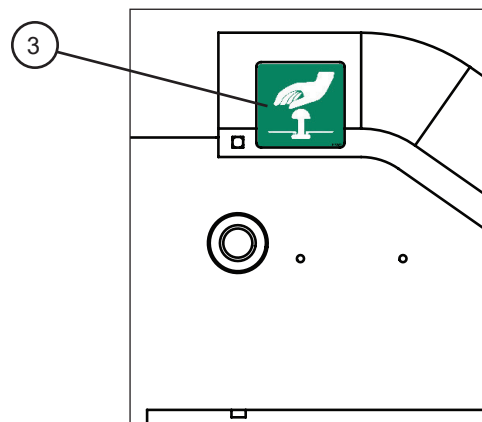
1



CONTROL PANEL
DETAIL



3



EMERGENCY STOP
DETAIL

MAXI-POWER™ 15XR

SN 44-000001 and UP

8.4 - Electrical Decals (1 of 2)

Item	Part No.	Part Description	Qty.
1	104777	BATTERY DISCONNECT DECAL	1
2	116384	MAXI-LITE OUTLET PANEL DECAL	1
	116703	MAXI-LITE OUTLET PANEL DECAL	1
3	105567	EMERGENCY STOP DECAL	1

8.4 - Electrical Decals (2 of 2)

<div style="border: 1px solid black; padding: 5px;"> <p style="text-align: center;">NOTICE</p> <p>Route power cables under panel door to power distribution terminals and single phase outlets.</p> <p style="text-align: center;">AVIS</p> <p>Acheminer les câbles d'alimentation sous la porte à panneau jusqu'aux bornes de distribution de courant et aux prises monophasées.</p> <p style="text-align: center;">↓ ↓</p> <p style="text-align: right; font-size: small;">122081</p> </div> <p style="text-align: center; font-size: 24px; border: 1px solid black; border-radius: 50%; width: 30px; margin: 10px auto;">3</p>	<div style="border: 1px solid black; padding: 5px; background-color: #e0f0ff;"> <p style="text-align: right; font-size: small;">123961</p> </div> <p style="text-align: center; font-size: 24px; border: 1px solid black; border-radius: 50%; width: 30px; margin: 10px auto;">1</p>	<div style="border: 1px solid black; padding: 5px;"> <p style="text-align: center; background-color: red; color: white; font-weight: bold;">⚠ DANGER</p> <div style="text-align: center;"> </div> <p style="text-align: center; background-color: red; color: white; font-weight: bold;">⚠ DANGER</p> <p style="text-align: right; font-size: small;">118074</p> </div> <p style="text-align: center; font-size: 24px; border: 1px solid black; border-radius: 50%; width: 30px; margin: 10px auto;">2</p>
<div style="display: flex; justify-content: space-between;"> <div style="width: 45%;"> <p style="text-align: center;">POWER LUGS DOOR EXTERIOR</p> </div> <div style="width: 45%;"> <p style="text-align: center;">POWER LUGS BOX BACKSIDE</p> </div> </div> <div style="margin-top: 20px;"> <p style="text-align: center;">POWER LUGS DOOR INTERIOR</p> </div>		

MAXI-POWER™ 15XR

SN 44-000001 and UP

8.4 - Electrical Decals (2 of 2)

Item	Part No.	Part Description	Qty.
1	123961	DECAL ELECTRIC WIRING INFO MAXI-POWER SINGLE PHASE	1
2	118074	DECAL BILINGUAL DANGER HAZARDOUS VOLTAGE VERTICAL	2
3	122081	DECAL TERMINAL CONNECTIONS NOTICE MAXI-POWER	1

MAXI-POWER™ 15XR



**1502 West 4th Avenue
Holdrege, NE 68949**

phone: (308) 995-4495 • toll free: (800) 562-1373

fax: (308) 995-5887

www.allmand.com