




# NIGHT-LITE™

## E-SERIES

As the special event solution, the **Night-Lite™ E-Series** is a plug in unit built to be easily deployed across a venue. With multi-directional forklift pockets and the ability to withstand 50 mph winds this unit has the durability to be used in many different environments. Performance is key with the **Night-Lite™ E-Series**. This unit offers a 154,000 lumens output to light up your space with 4 LED light fixtures. As well as a automatic on / off functionality with a timer and photocell.



A SUBSIDIARY OF



BRIGGS & STRATTON  
CORPORATION

# KEY FEATURES

Night-Lite™ E-Series

## LED Light Fixtures

## 359° Fixture Rotation

## 50 mph Operating Wind Speed Rating

## Structure

Five-section tubular steel design tower

## Frame Formed, welded steel design

## Multi-Directional Forklift Pockets

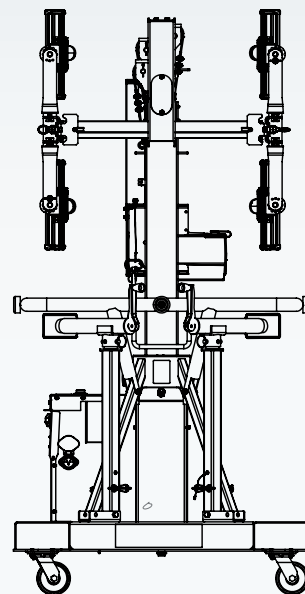
## Swivel Caster Wheels

Grease seals in raceway, poly on aluminum wheel and a stainless roller bearing

## Max Height 22.75 ft (6.9 m)

## Height Transport 89 in (2,261 mm)

## Width Transport 32 in (813 mm)



## Length Transport 45 in (1,143 mm)

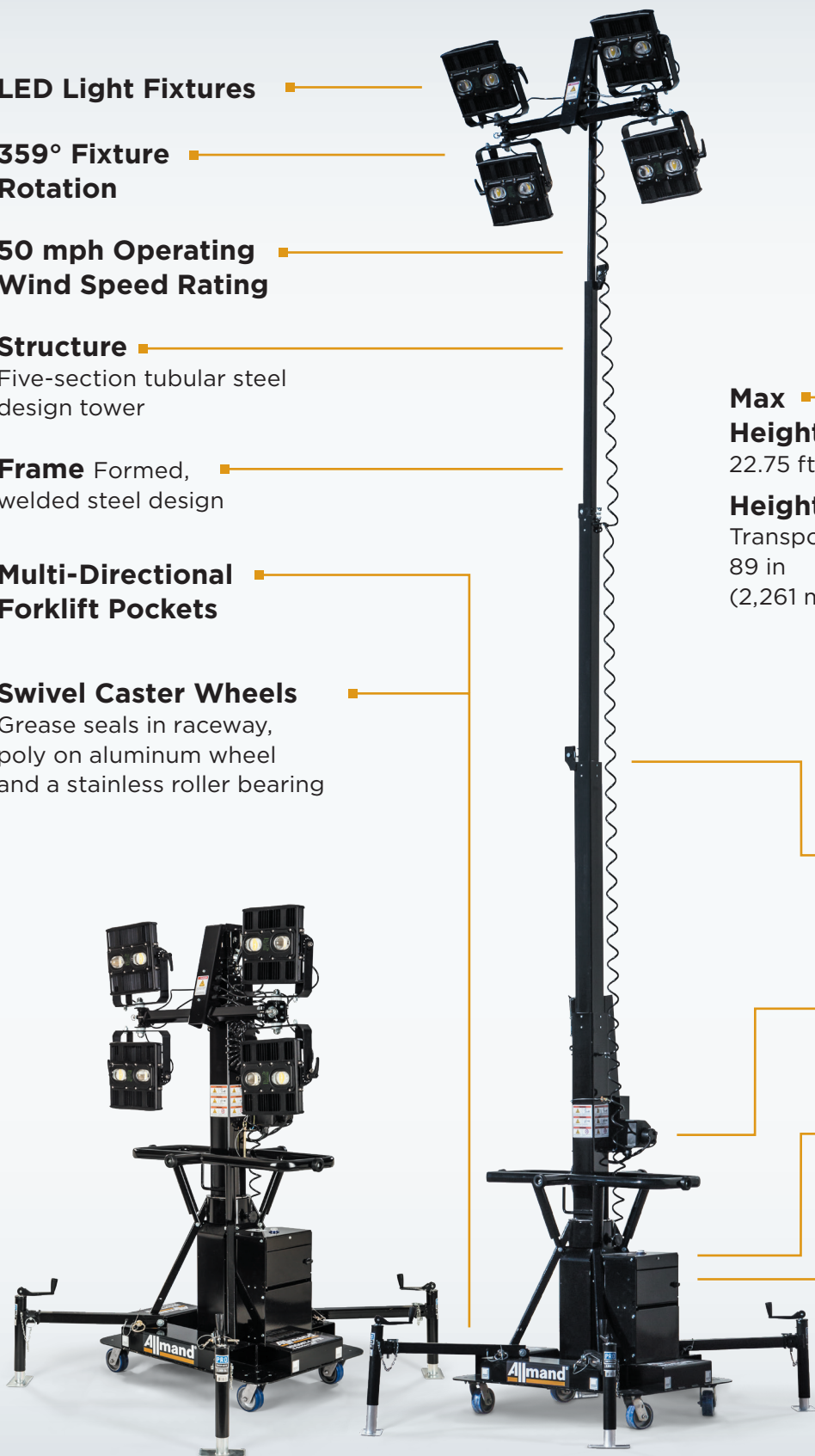
## Guide Pads Polyethylene self-lubricating

## Winch Type Electric

## Ease of Use Auto on / off - timer, photocell or manual

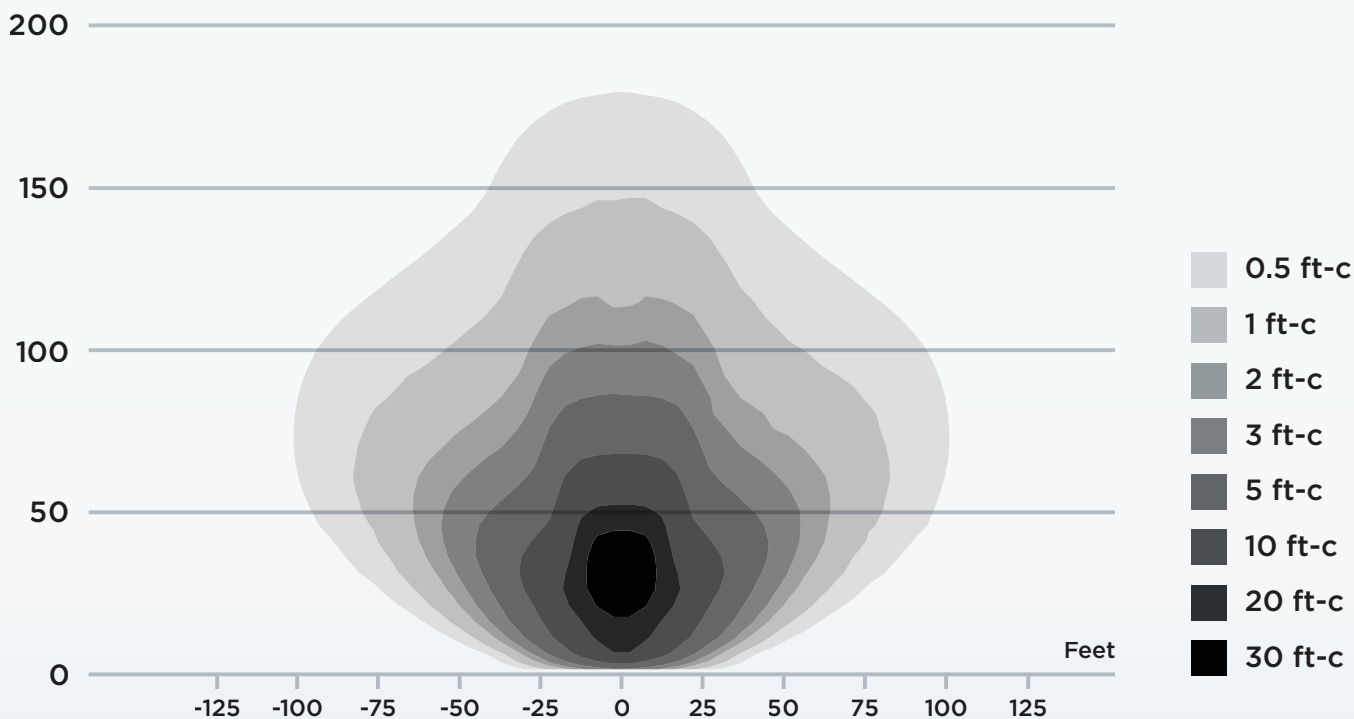
## Plug Type 3-Wire Grounded (NEMA 5-15P)

## Stabilizers Four-point design, (4) foldable outriggers at corners of unit



Model	Night-Lite™ E-Series
Power Consumption - Per Fixture (W)	320
Lumens Per Fixture	38,500
Lumens - Total	154,000
Required Current (4 Lamps)	14 A
<b>Weight &amp; Shipping</b>	
Weight lbs (kg)	720 (326.6)
Shipping	36 units on a 48' truck

## LIGHT COVERAGE



**Night-Lite™ E-Series**  
 with 4 - 320 W Conssin LED Light Output  
 Area Lit to .5 Foot Candle (ft-c) or Higher: 27,990 ft<sup>2</sup>



## COMPROMISE NOTHING.

At Allmand, our sole focus is providing jobsite support equipment to help your customers get the job done. Whenever they need it. Wherever they are. And whatever it takes. What's more, our genuine commitment to you — the highest standard of service and lowest total cost of ownership — is simply unmatched. Choose the equipment that comes with complete confidence that jobsite productivity won't go dark at 2 a.m. **Allmand. Above All.**