



PORT-A-LITE®

PAL SINGLE LED / PAL DUAL LED

Compact and powerful, the **Port-A-Lite®** series provides the portable lighting needed to produce the highest quality work for special events and infrastructure construction. This light not only offers supreme power capabilities, it also helps maintain a clean environment. With no gas tank, this light tower does not give off any harmful fumes and saves on gas consumption. The Dual PAL features a built-in pad for a portable generator so it can be used where utility power is not available.



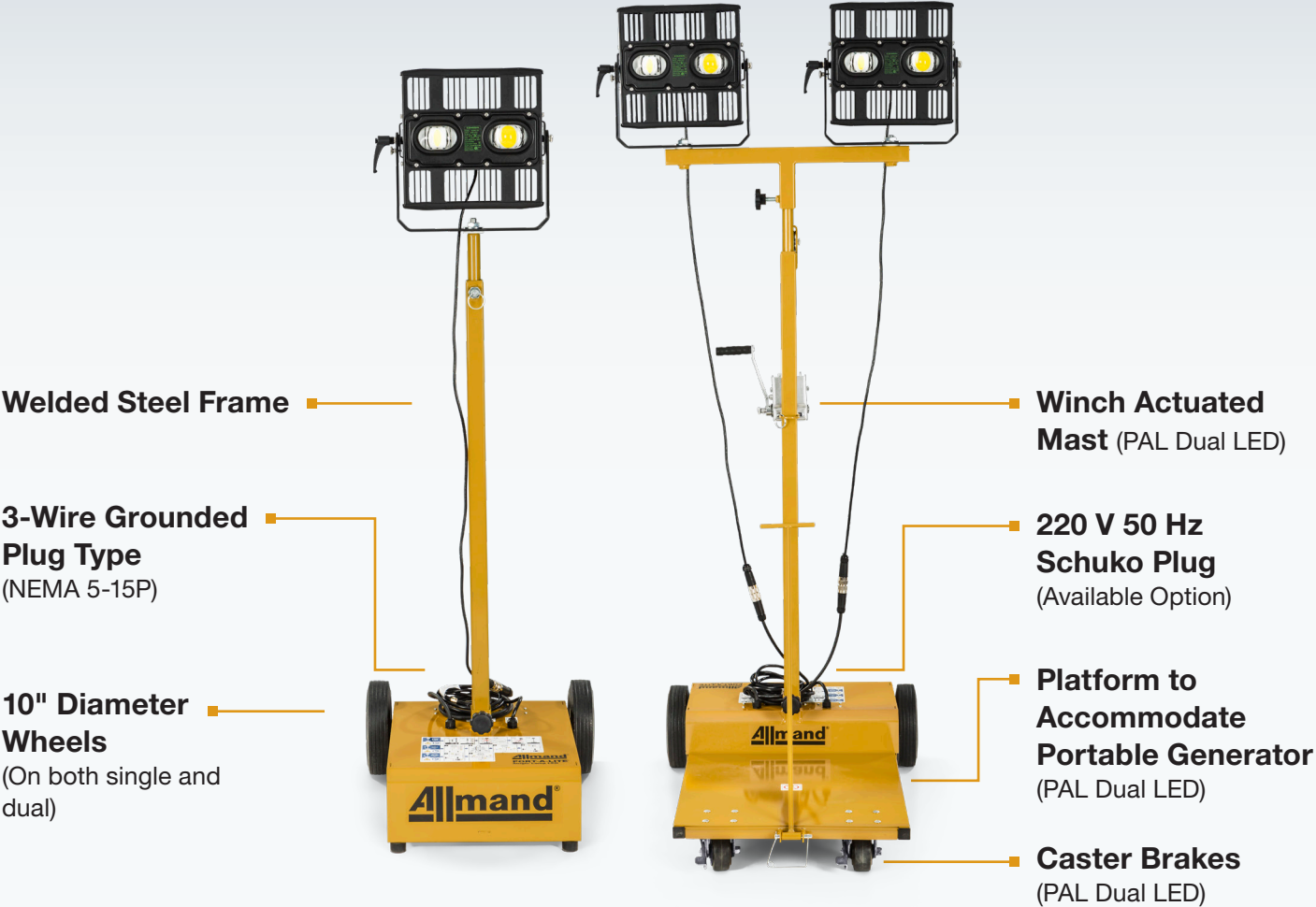
A SUBSIDIARY OF



BRIGGS & STRATTON
CORPORATION

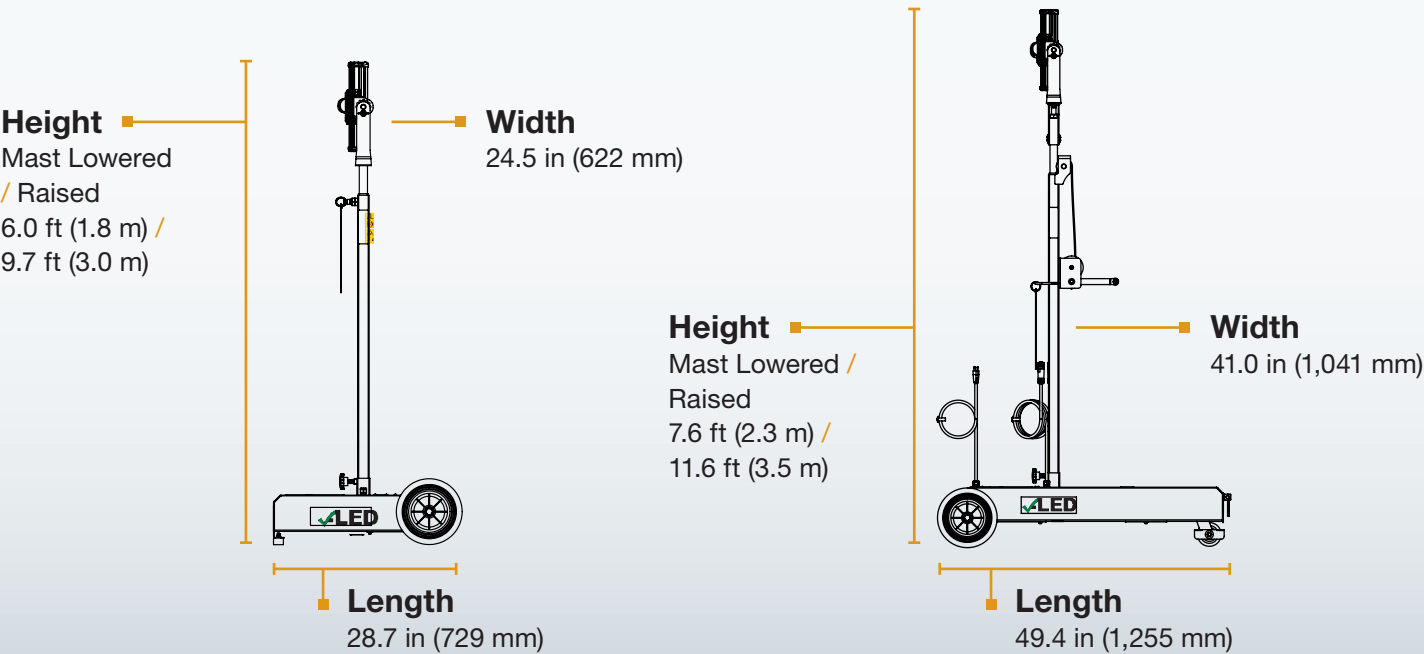
KEY FEATURES

Port-A-Lite® PAL Single LED / PAL Dual LED



Port-A-Lite® Single LED

Port-A-Lite® Dual LED

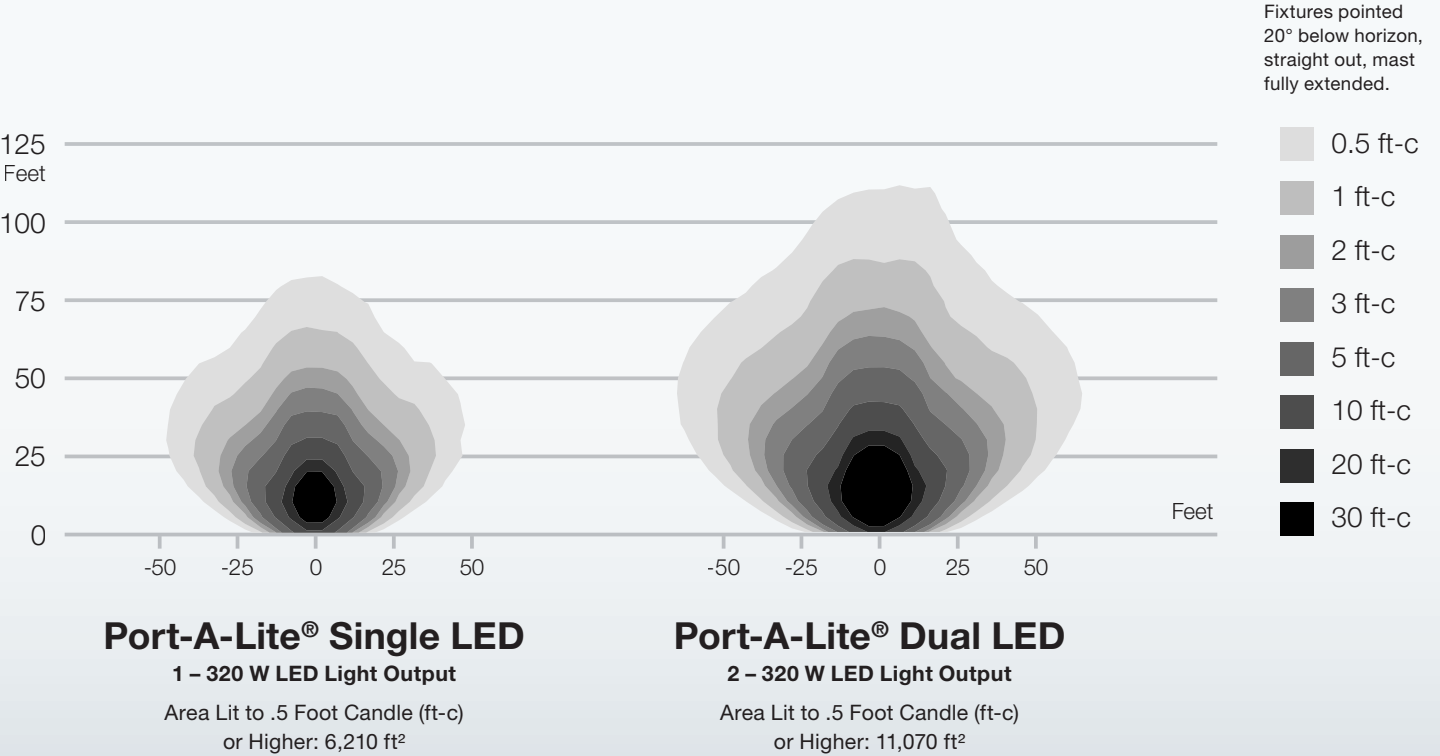


Port-A-Lite® PAL Single LED / PAL Dual LED

TECHNICAL SPECS

| Model | PAL Single LED | PAL Dual LED |
|-------------------------------------|----------------|--------------|
| Power Consumption – Per Fixture (W) | 320 | 320 |
| Lumens Per Fixture | 39,810 | 39,810 |
| Lumens – Total | 39,810 | 79,620 |
| Required Current (A) | 3.5 | 7 |
| Operating Voltage (V) | 120 | 120 |
| Frequency (Hz) | 60 | 60 |
| Weights | | |
| Weight – Shipping lbs (kg) | 124 (56.2) | 245 (111.1) |
| Weight – Operating lbs (kg) | 111 (50.3) | 224 (101.5) |

LIGHT COVERAGE



Allmand® has a policy of continuous product improvement and reserves the right to modify its specifications at any time and without prior notice. See operator's manual or www.allmand.com website for complete warranty details.



COMPROMISE NOTHING.

At Allmand, our sole focus is providing jobsite support equipment to help your customers get the job done. Whenever they need it. Wherever they are. And whatever it takes. What's more, our genuine commitment to you — the highest standard of service and lowest total cost of ownership — is simply unmatched. Choose the equipment that comes with complete confidence that jobsite productivity won't go dark at 2 a.m.

Allmand. Above All.

www.allmand.com

PAL-1120

BRIGGS&STRATTON, LLC
POST OFFICE BOX 702
MILWAUKEE, WI 53201 USA
Copyright ©2020. All rights reserved.