



NIGHT-LITE™

GR-SERIES AIR-COOLED

The Night-Lite™ GR-Series Air-Cooled light tower is the compact workhorse any job site needs. The air-cooled Yanmar diesel engine provides ample power for the LED fixtures and the 45 gallon fuel tank provides a 300 hour runtime, the highest in the market. With a 500 hour oil change intervals, this tower is out on a job site getting more work done resulting in a 12% better Total Cost of Ownership (TCO) than a leading competitor†. This unit features four LED fixtures with 195,592 total lumens, there will be plenty of light for any space.



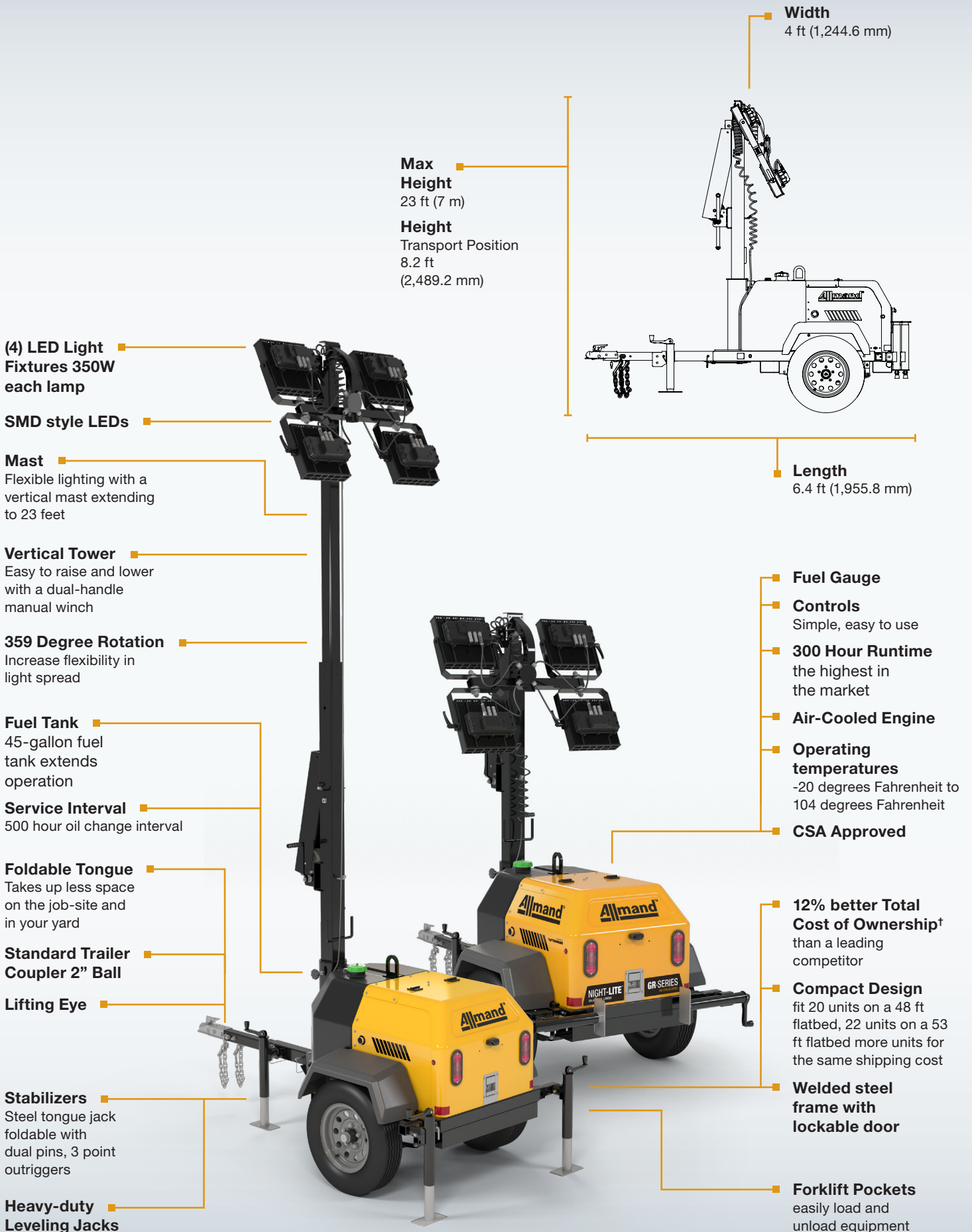
A SUBSIDIARY OF



BRIGGS & STRATTON
CORPORATION

KEY FEATURES

Night-Lite™ GR-Series Air-Cooled



Width
4 ft (1,244.6 mm)

Max Height
23 ft (7 m)

Height
Transport Position
8.2 ft
(2,489.2 mm)

(4) LED Light Fixtures 350W each lamp

SMD style LEDs

Mast
Flexible lighting with a vertical mast extending to 23 feet

Vertical Tower
Easy to raise and lower with a dual-handle manual winch

359 Degree Rotation
Increase flexibility in light spread

Fuel Tank
45-gallon fuel tank extends operation

Service Interval
500 hour oil change interval

Foldable Tongue
Takes up less space on the job-site and in your yard

Standard Trailer Coupler 2" Ball

Lifting Eye

Stabilizers
Steel tongue jack foldable with dual pins, 3 point outriggers

Heavy-duty Leveling Jacks

Length
6.4 ft (1,955.8 mm)

Fuel Gauge

Controls
Simple, easy to use

300 Hour Runtime
the highest in the market

Air-Cooled Engine

Operating temperatures
-20 degrees Fahrenheit to 104 degrees Fahrenheit

CSA Approved

12% better Total Cost of Ownership†
than a leading competitor

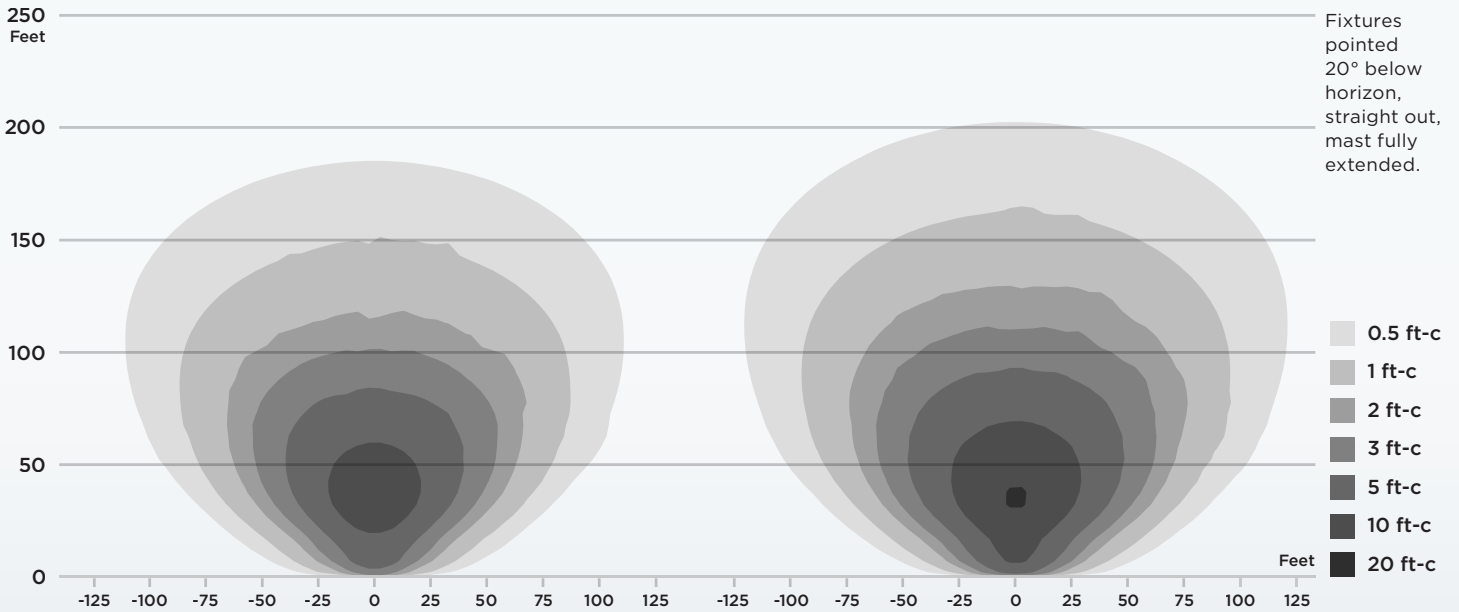
Compact Design
fit 20 units on a 48 ft flatbed, 22 units on a 53 ft flatbed more units for the same shipping cost

Welded steel frame with lockable door

Forklift Pockets
easily load and unload equipment

Model		Night-Lite™ GR-Series Air-Cooled
Air-Cooled Engine Brand / Model		Yanmar / L70W
Estimated Engine Prime Power (kW)**		3.7 kW
Fuel Capacity gal (L)		45 (170.3)
Horsepower (@ 3,600 RPM) ***		6.4
Engine Tier		Tier 4 Final
Light Type – LED		
LED Wattage		350 W
Light Output - Per Lamp		48,898
Lumens Total		195,592
Operating Time (Hrs)		300
Estimated LED Life (hrs) **		50,000
Features		
Outlets		Outlet - Single 120V / 20A GFI
Weights & Shipping		
Shipping Weight lbs (kg) (No Fuel)		1,000 (453.60)
Gross Vehicle Weight Rating (GVWR) lbs (kg)		1,750 (793.78)
Number of Units on 48' Flatbed		20
Number of Units on 53' Flatbed		22

LIGHT COVERAGE



Night-Lite™ GR-Series®
 with 4 - 250 W LED Light Output (option)
 Area Lit to .5 Foot Candle (ft-c)
 or Higher: 34,650 ft²


Night-Lite™ GR-Series®
 with 4 - 350 W LED Light Output (standard)
 Area Lit to .5 Foot Candle (ft-c)
 or Higher: 41,490ft²

* Prime generator electrical output per Allmand® testing. ** Based on one hour run test full fuel tank consumption. *** All power levels are stated gross horsepower as rated by the engines© manufacturers. †Based on 5 yrs of service and industry residual value. Allmand® has a policy of continuous product improvement and reserves the right to modify its specifications at any time and without prior notice. See operator's manual or www.allmand.com website for complete warranty details.

(4) LED Light Fixtures 250W

300
HOUR
 RUN TIME
HIGHEST
 IN THE MARKET



4 
LED FIXTURES
195,592
TOTAL LUMENS

12%
LOWER
 TOTAL COST OF
OWNERSHIP
 THAN THE LEADING COMPETITOR*

*Based on 5 yrs of service and industry residual value

500
HOUR

IL
CHANGE
INTERVAL



COMPROMISE NOTHING.

At Allmand, our sole focus is providing jobsite support equipment to help your customers get the job done. Whenever they need it. Wherever they are. And whatever it takes. What's more, our genuine commitment to you — the highest standard of service and lowest total cost of ownership — is simply unmatched. Choose the equipment that comes with complete confidence that jobsite productivity won't go dark at 2 a.m.
Allmand. Above All.

