



**en Schematic Manual  
MAXI-HEAT® 1MBTU**

## TABLE OF CONTENTS

Deep Sea Control Panel Harness with Emergency Stop Schematic (119735 & 119747) .....	(1.1)
CAT C1.1 Engine Harness Schematic (112776) .....	(1.2)
Kubota D1105 Engine Harness Schematic (110112) .....	(1.3)
6/4 50/60Hz 8kW Generator Cord Schematic (119748) .....	(1.4)
AC Distribution Blocks to Front and Back Heaters Schematic (119750) .....	(1.5)
Three Fuel Gauges Schematic (119738) .....	(1.6)
One Fuel Gauge Schematic (119736) .....	(1.7)
Three Fuel Tank Two Door Switch Schematic (119741) .....	(1.8)
One Fuel Tank Two Door Switch Schematic (119744) .....	(1.9)
DC Distribution Blocks 2 Heated Fuel Water Separators Schematic (119739) .....	(1.10)
Heater Control Cord Two Heater Schematic (119746) .....	(1.11)
Tail Light Harness Schematic (119751) .....	(1.12)
Trailer Break Away Wire Harness Schematic (119752) .....	(1.13)

# MAXI-HEAT® 1MBTU

## CONNECTION TABLE

Schematic Page	1st Connection Page(s)	2nd Connection Page(s)	3rd Connection Page(s)	4th Connection Page(s)
Deep Sea Control Panel Harness with Emergency Stop Schematic (1.1)	(1.4-2nd)	(1.2-1st) or (1.3-1st)	(1.2-2nd) or (1.3-2nd)	(1.8-1st) or (1.9-1st)

Schematic Page	5th Connection Page(s)	6th Connection Page(s)	7th Connection Page(s)	8th Connection Page(s)
Deep Sea Control Panel Harness with Emergency Stop Schematic (1.1)	(1.6-2nd) or (1.7-2nd)	(1.6-3rd) or None	(1.6-4th) or None	(1.6-5th) or (1.7-3rd)

Schematic Page	9th Connection Page(s)	10th Connection Page(s)	11th Connection Page(s)	12th Connection Page(s)
Deep Sea Control Panel Harness with Emergency Stop Schematic (1.1)	(1.2-3rd) or (1.3-3rd)	(1.10-2nd)	(1.10-1st)	(1.6-1st) or (1.7-1st)

Schematic Page	13th Connection Page(s)	14th Connection Page(s)	15th Connection Page(s)	16th Connection Page(s)
Deep Sea Control Panel Harness with Emergency Stop Schematic (1.1)	(1.10-4th)	n/a	n/a	n/a

Schematic Page	1st Connection Page(s)	2nd Connection Page(s)	3rd Connection Page(s)	4th Connection Page(s)
CAT C1.1 Engine Harness Schematic (1.2)	(1.1-2nd)	(1.1-3rd)	(1.1-9th)	n/a
Kubota D1105 Engine Harness Schematic (1.3)	(1.1-2nd)	(1.1-3rd)	(1.1-9th)	n/a

## CONNECTION TABLE

Schematic Page	1st Connection Page(s)	2nd Connection Page(s)	3rd Connection Page(s)	4th Connection Page(s)
6/4 50/60Hz 8kW Generator Cord Schematic (1.4)	(1.5-1st)	(1.1-1st)	n/a	n/a
AC Distribution Blocks to Front and Back Heaters Schematic (1.5)	(1.4-1st)	n/a	n/a	n/a
Three Fuel Gauges Schematic (1.6)	(1.1-12th)	(1.1-5th)	(1.1-6th)	(1.1-7th)

Schematic Page	5th Connection Page(s)	6th Connection Page(s)	7th Connection Page(s)	8th Connection Page(s)
Three Fuel Gauges Schematic (1.6)	(1.1-8th)	(1.10-3rd)	n/a	n/a

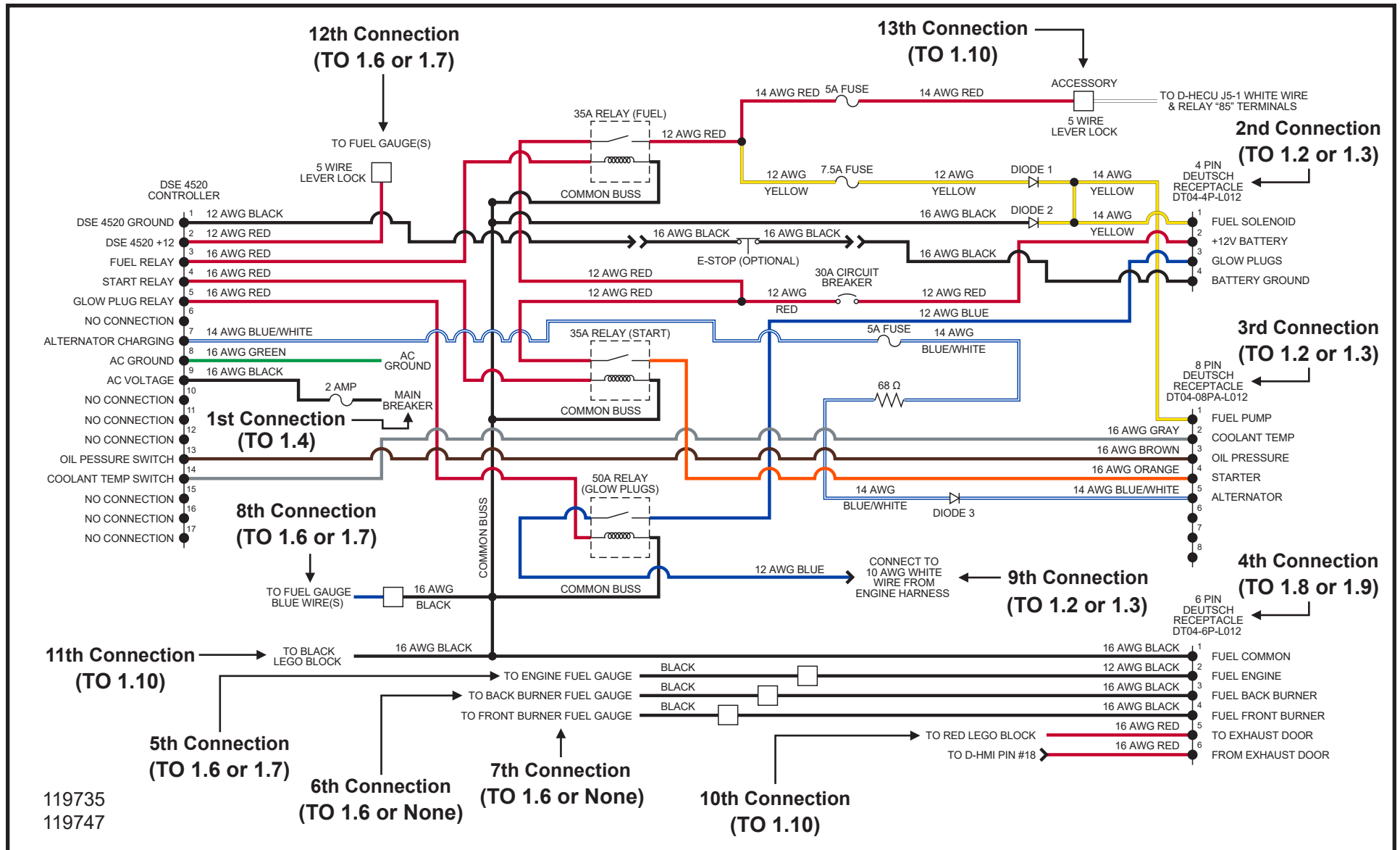
Schematic Page	1st Connection Page(s)	2nd Connection Page(s)	3rd Connection Page(s)	4th Connection Page(s)
One Fuel Gauge Schematic (1.7)	(1.1-12th)	(1.1-5th)	(1.1-8th)	(1.10-3rd)
Three Fuel Tank Two Door Switch Schematic (1.8)	(1.1-4th)	n/a	n/a	n/a
One Fuel Tank Two Door Switch Schematic (1.9)	(1.1-4th)	n/a	n/a	n/a
DC Distribution Blocks 2 Heated Fuel Water Separators Schematic (1.10)	(1.1-11th)	(1.1-10th)	(1.6-6th) or (1.7-4th)	(1.1-13th)

# MAXI-HEAT® 1MBTU

## CONNECTION TABLE

Schematic Page	1st Connection Page(s)	2nd Connection Page(s)	3rd Connection Page(s)	4th Connection Page(s)
Heater Control Cord Two Heater Schematic (1.11)	n/a	n/a	n/a	n/a
Tail Light Harness Schematic (1.12)	(1.13-1st)	(1.13-2nd)	n/a	n/a
Trailer Break Away Wire Harness Schematic (1.13)	(1.12-1st)	(1.12-2nd)	n/a	n/a

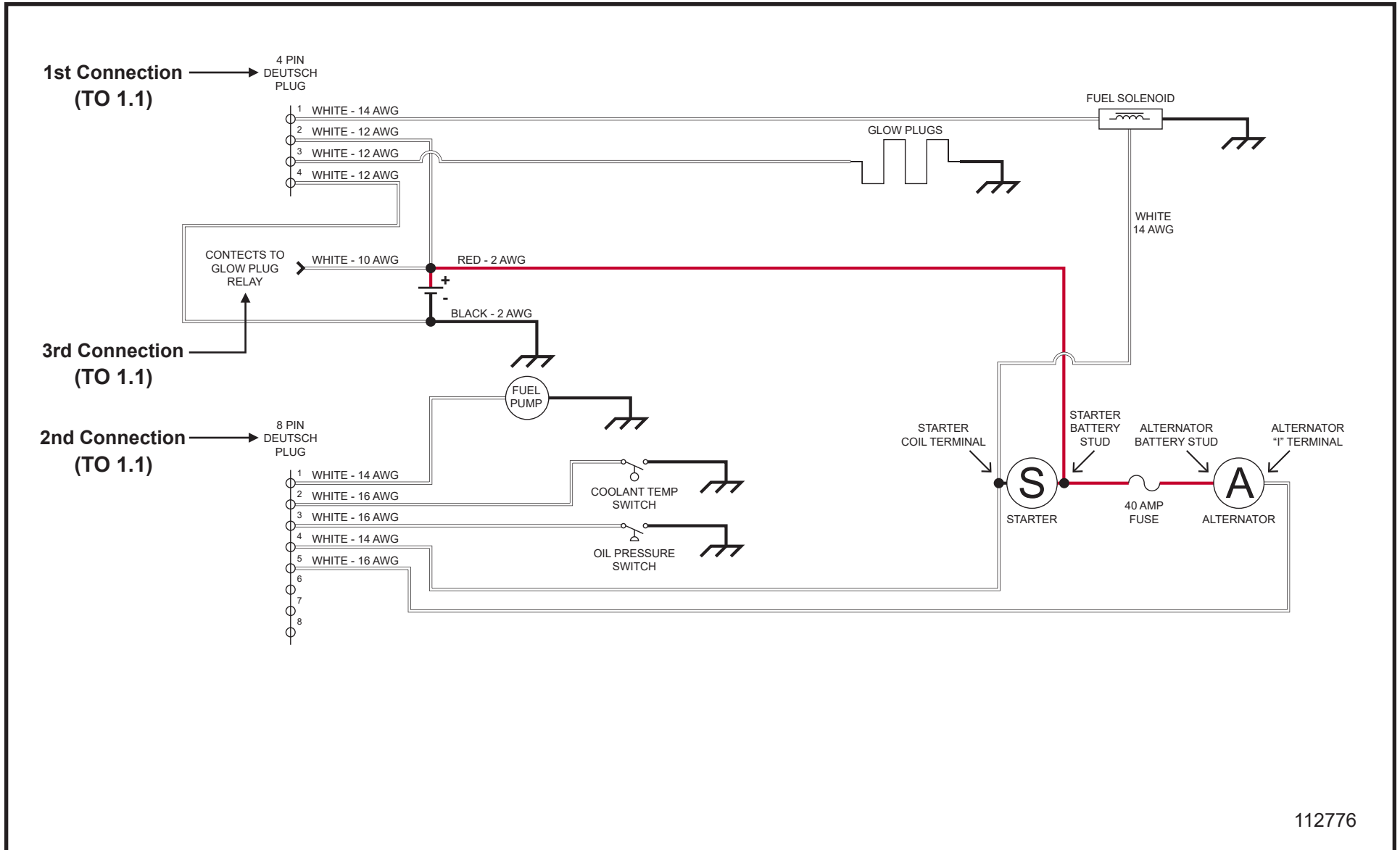
## 1.1 - Deep Sea Control Panel Harness with Emergency Stop Schematic



119735  
119747



## 1.3 - Kubota D1105 Engine Harness Schematic

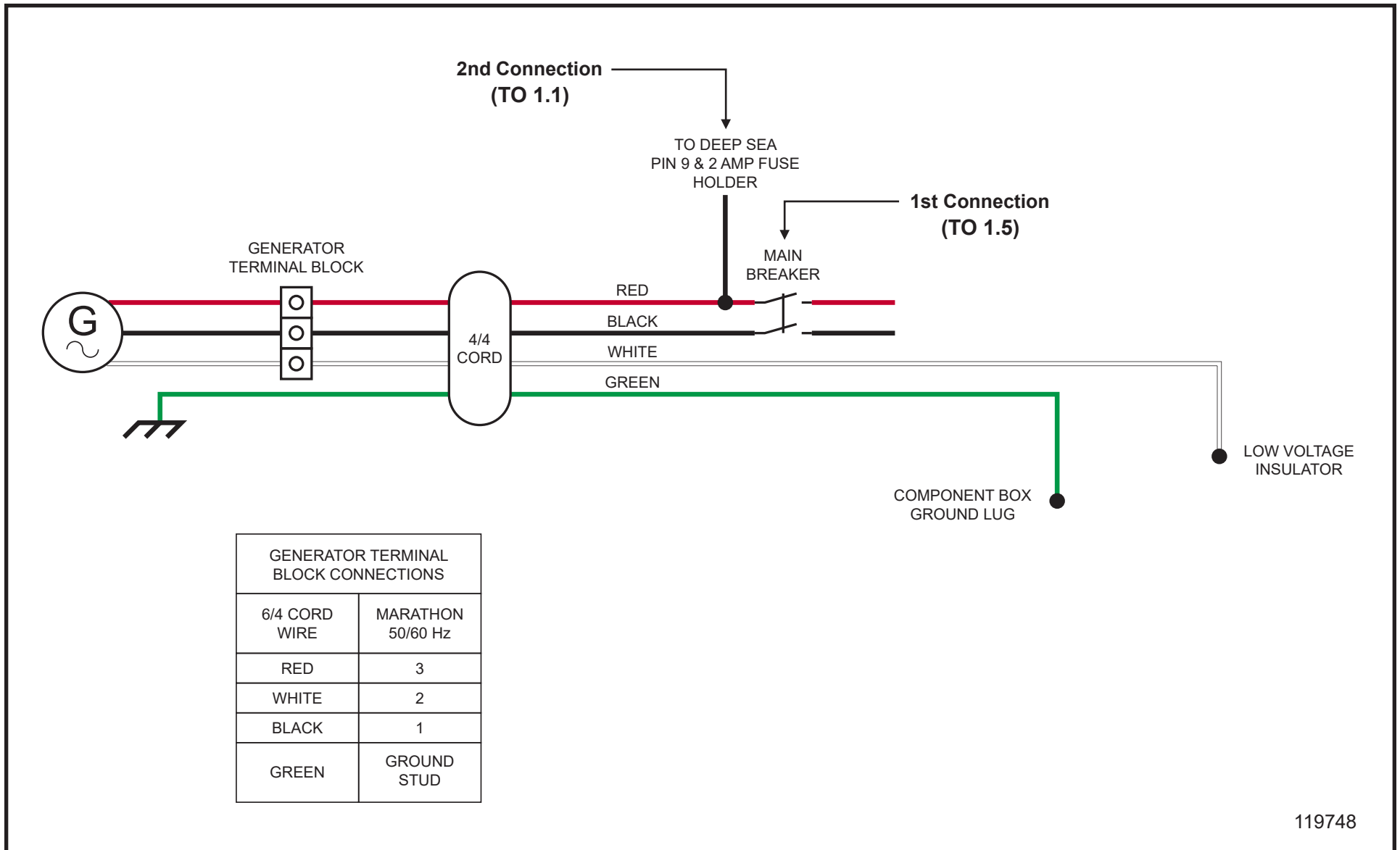


112776



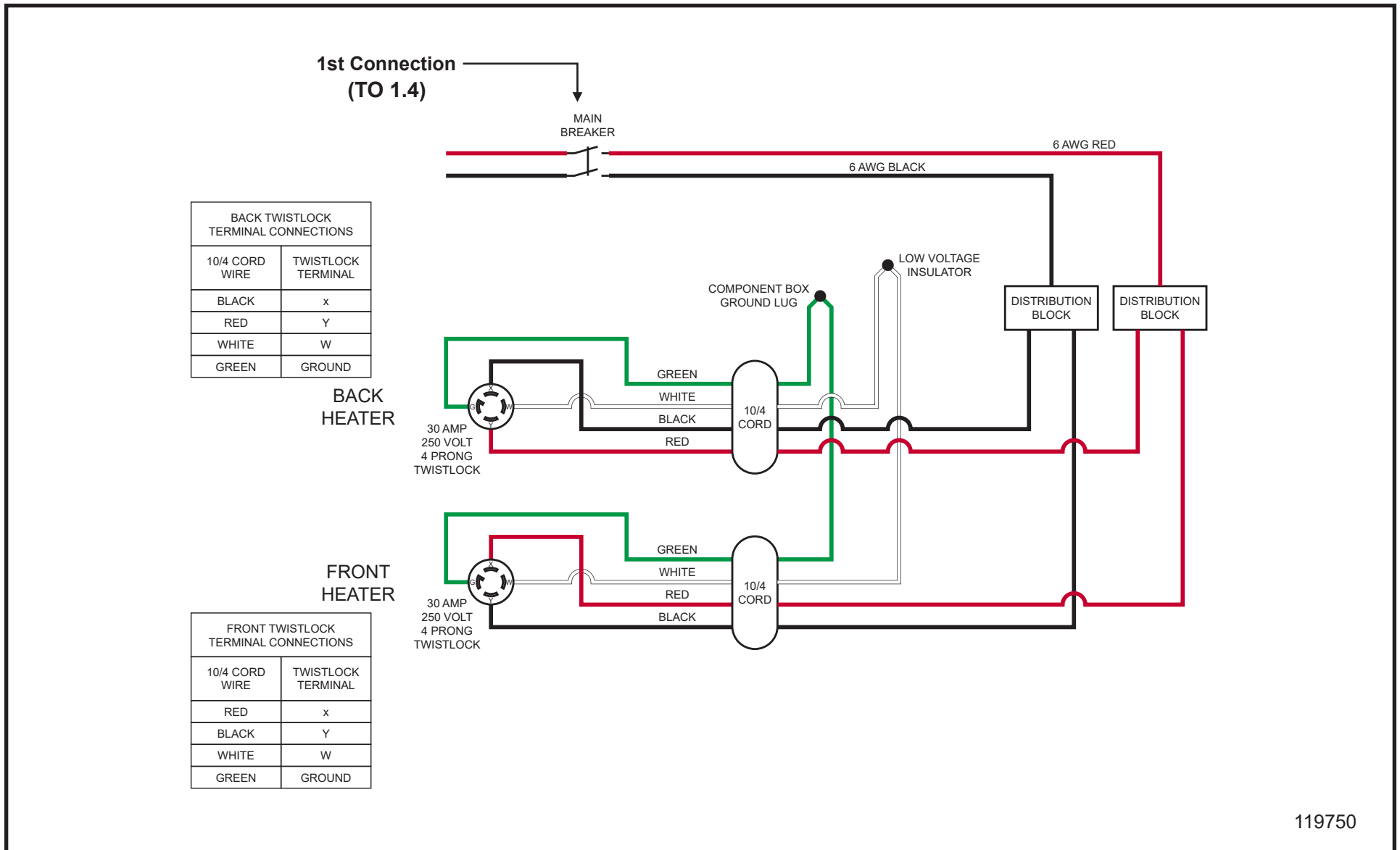
# MAXI-HEAT® 1MBTU

## 1.4 - 6/4 50/60Hz 8kW Generator Cord Schematic



119748

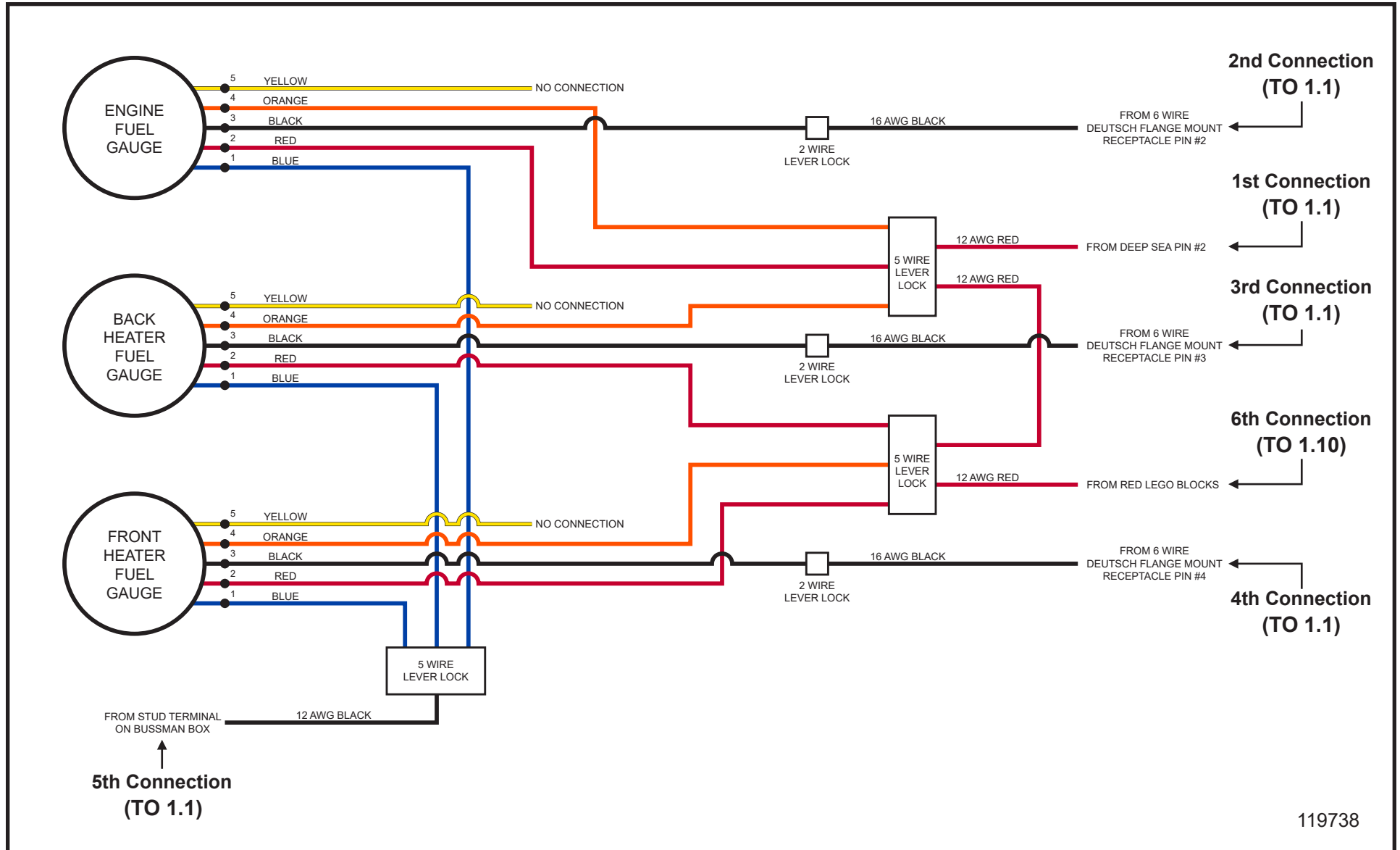
## 1.5 - AC Distribution Blocks to Front and Back Heaters Schematic



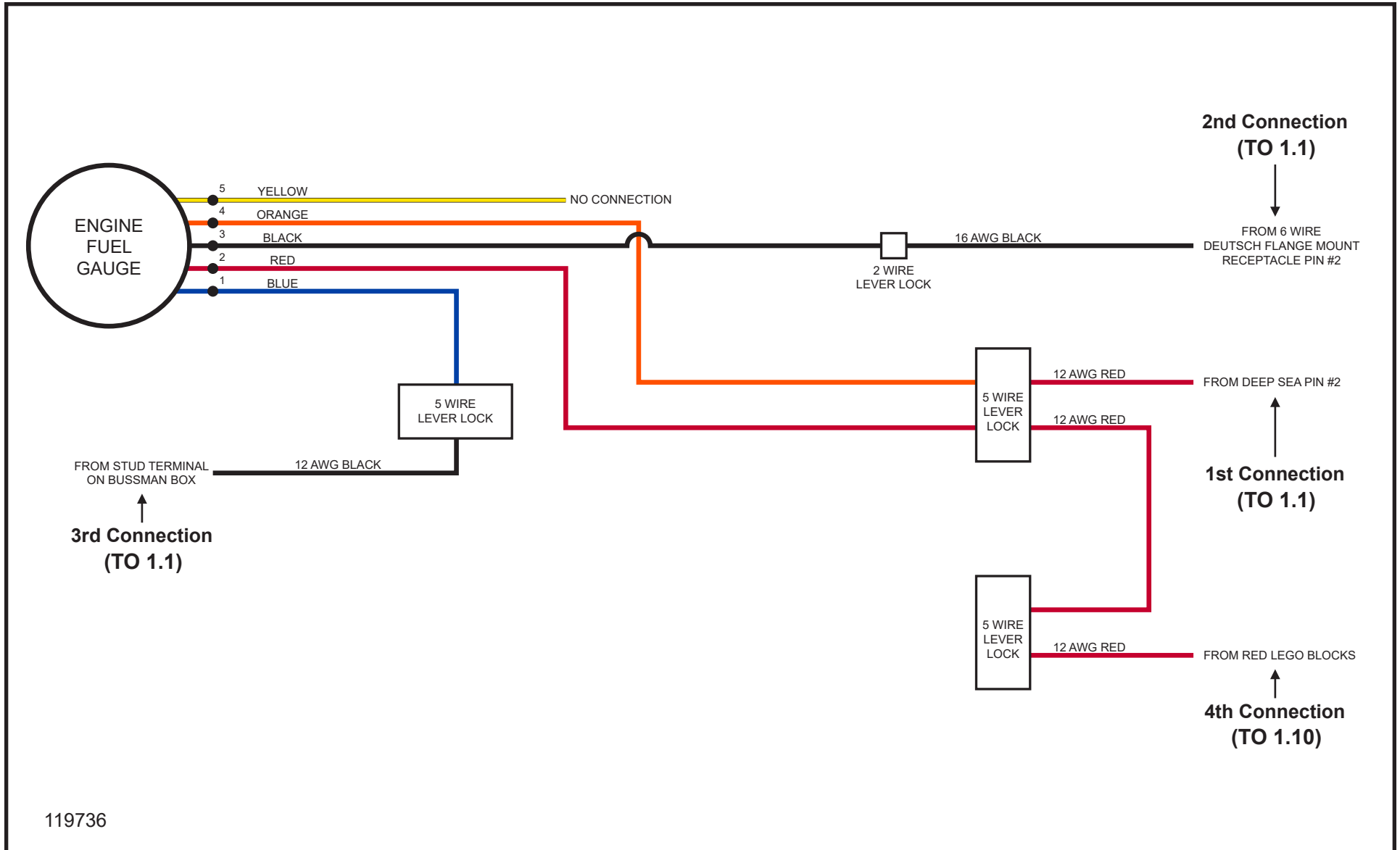
119750

# MAXI-HEAT® 1MBTU

## 1.6 - Three Fuel Gauges Schematic



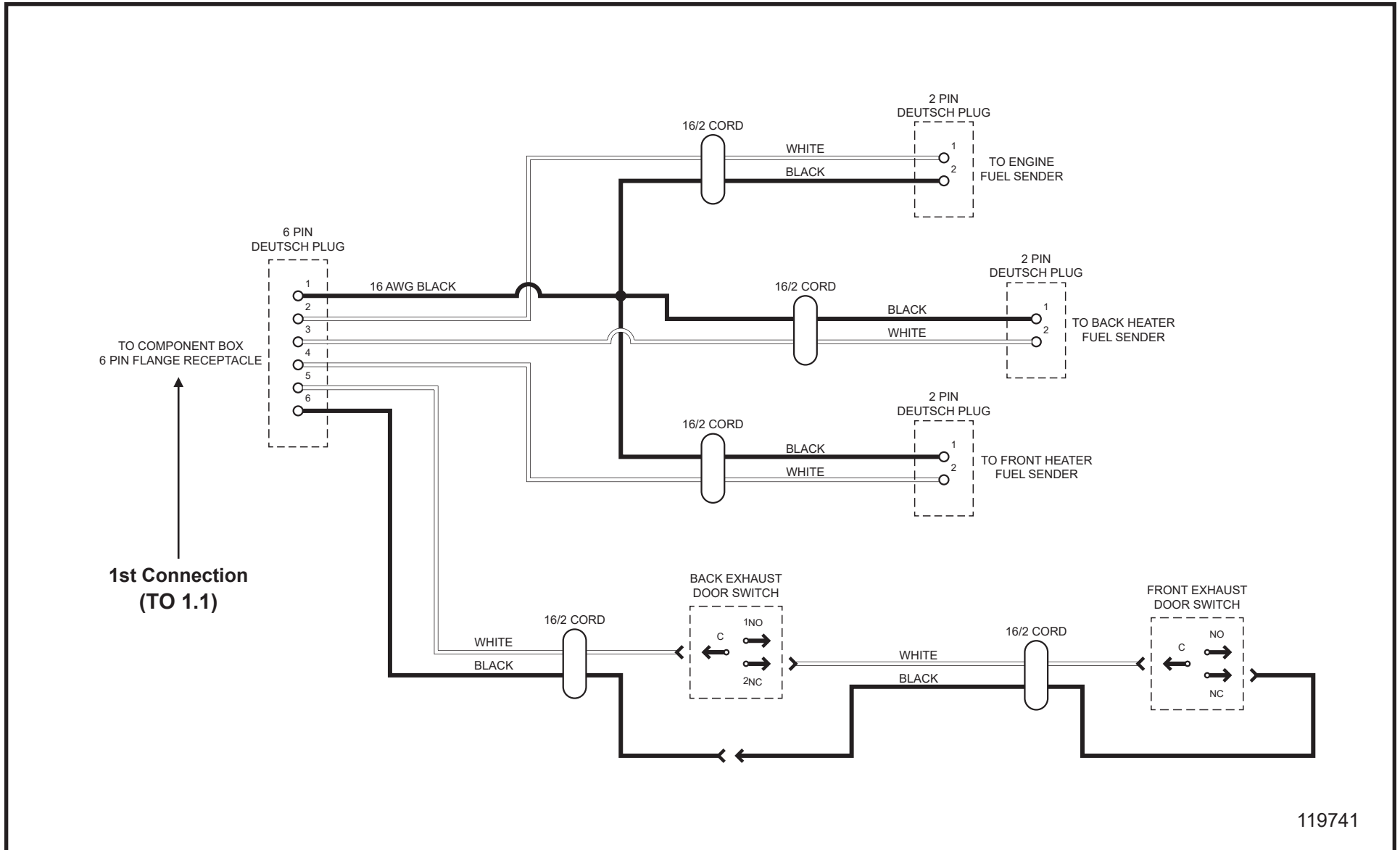
## 1.7 - One Fuel Gauge Schematic



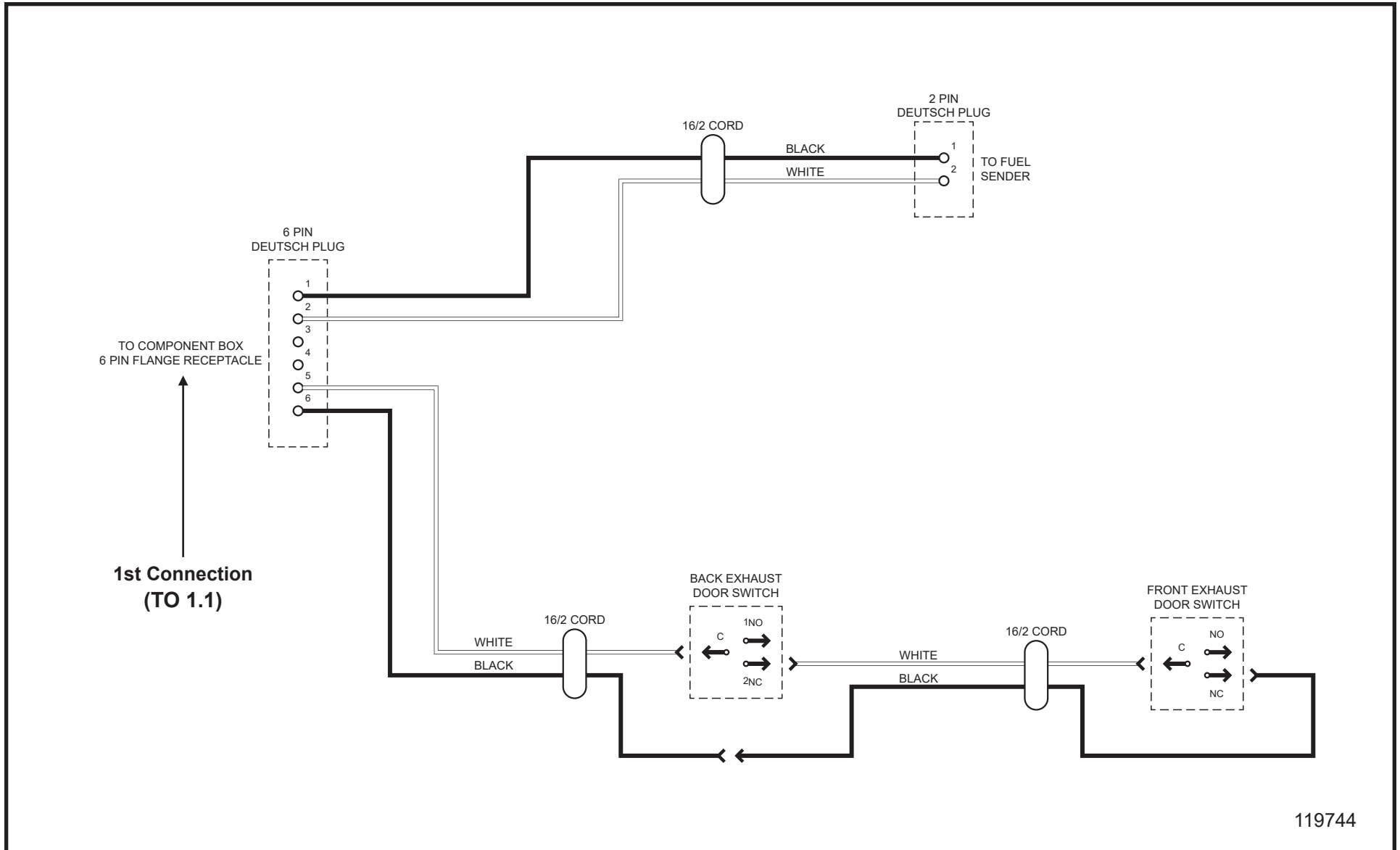
119736

# MAXI-HEAT® 1MBTU

## 1.8 - Three Fuel Tank Two Door Switch Schematic



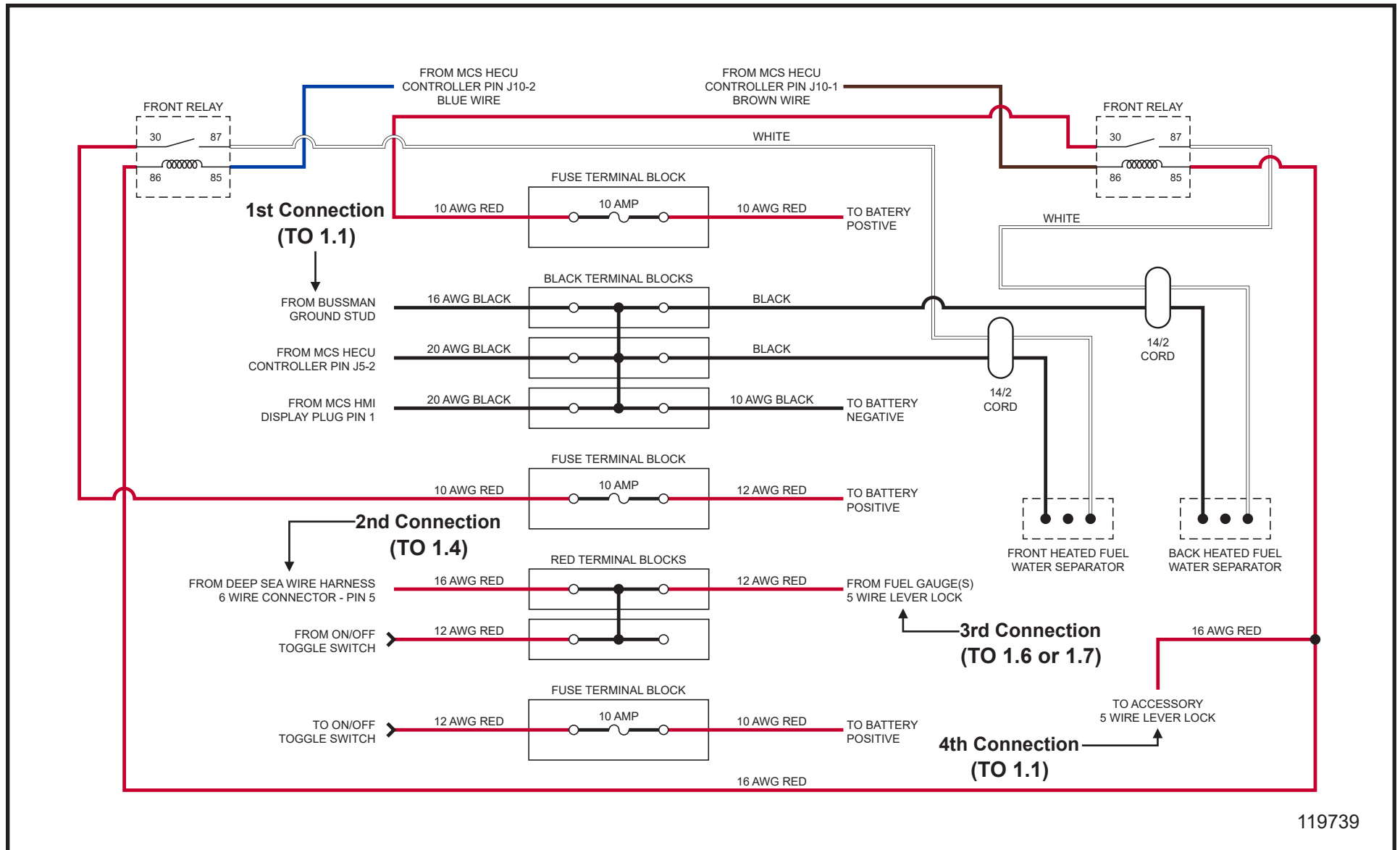
## 1.9 - One Fuel Tank Two Door Switch Schematic



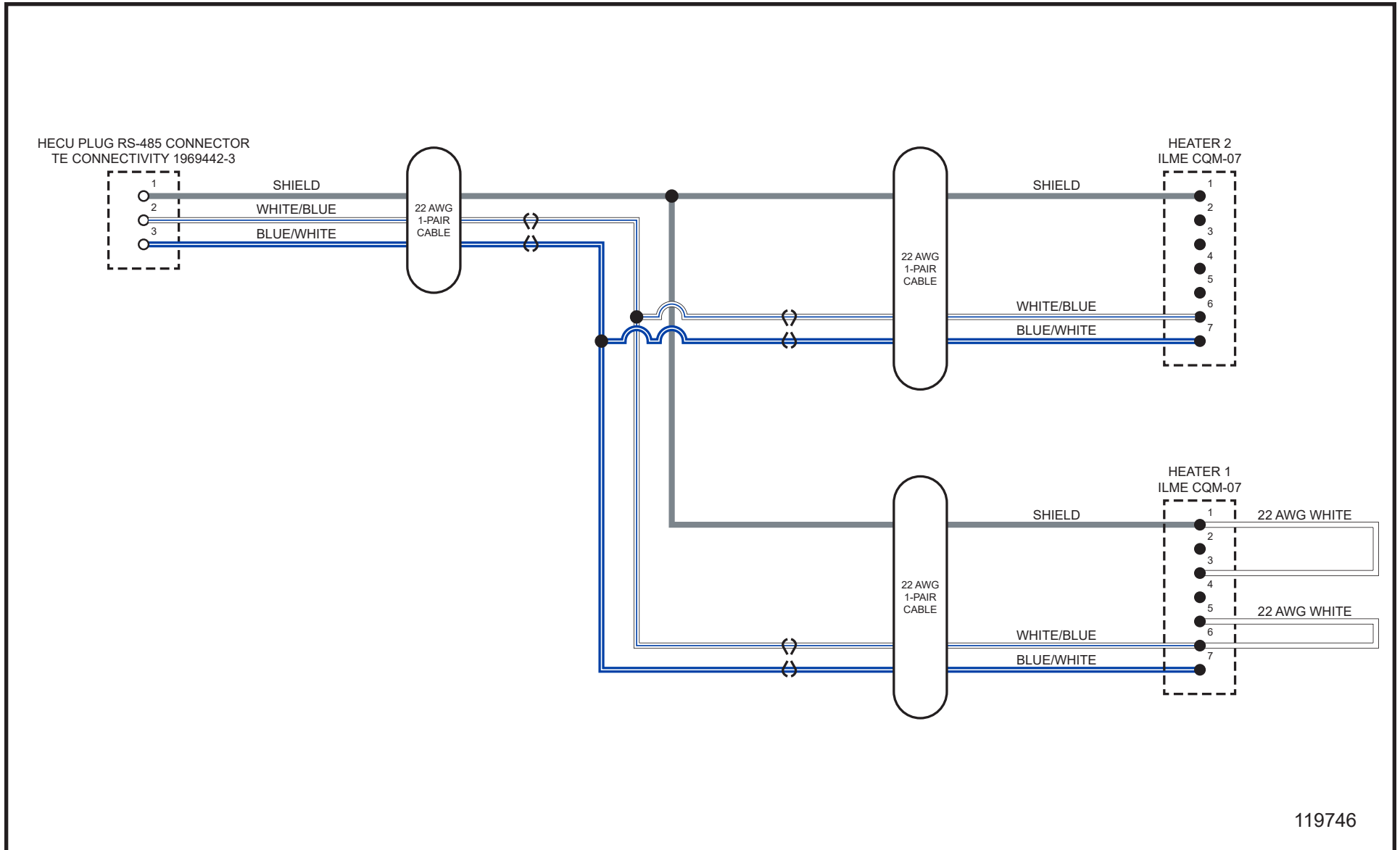
119744

# MAXI-HEAT® 1MBTU

## 1.10 - DC Distribution Blocks 2 Heated Fuel Water Separators Schematic



## 1.11 - Heater Control Cord Two Heater Schematic

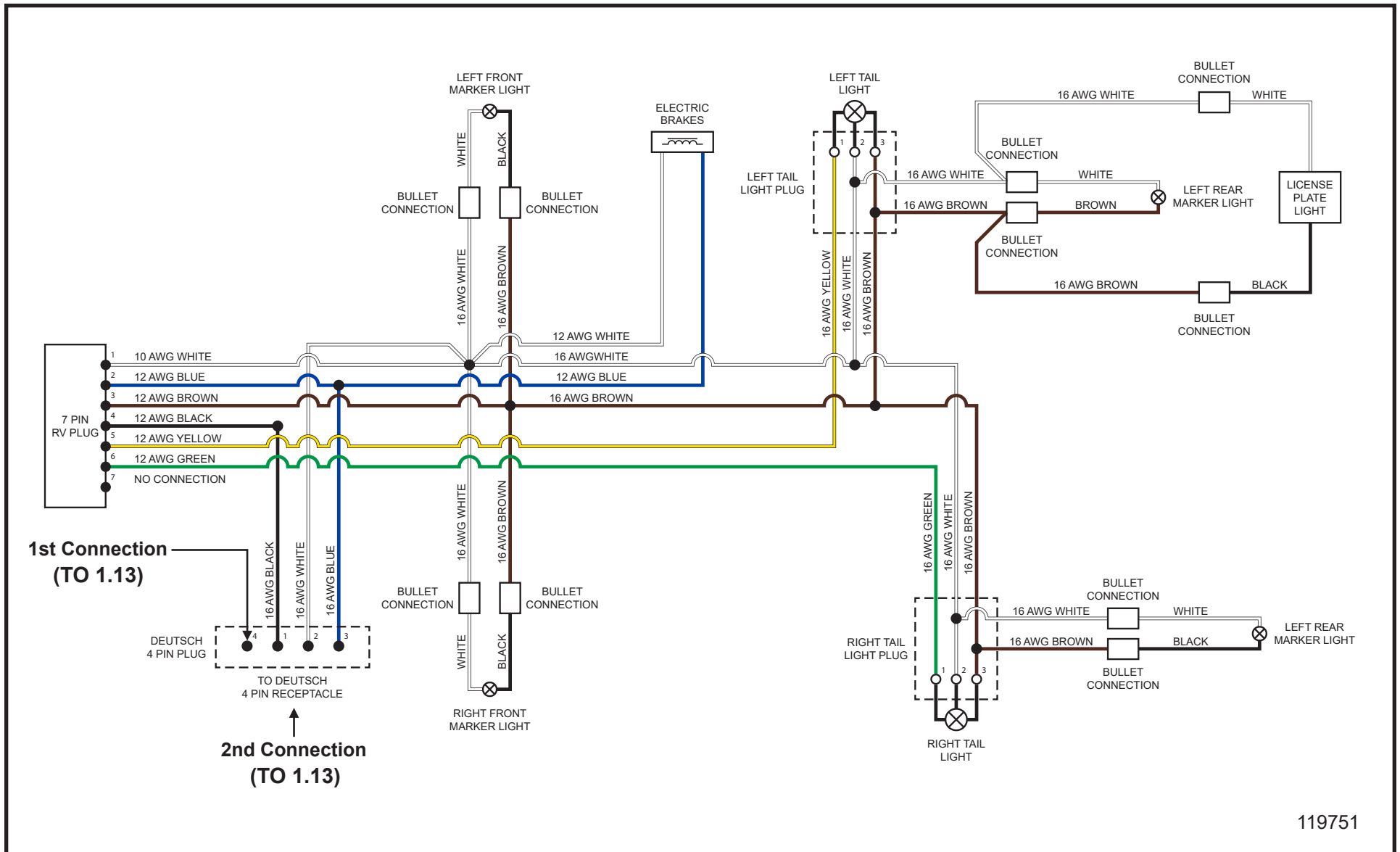


119746

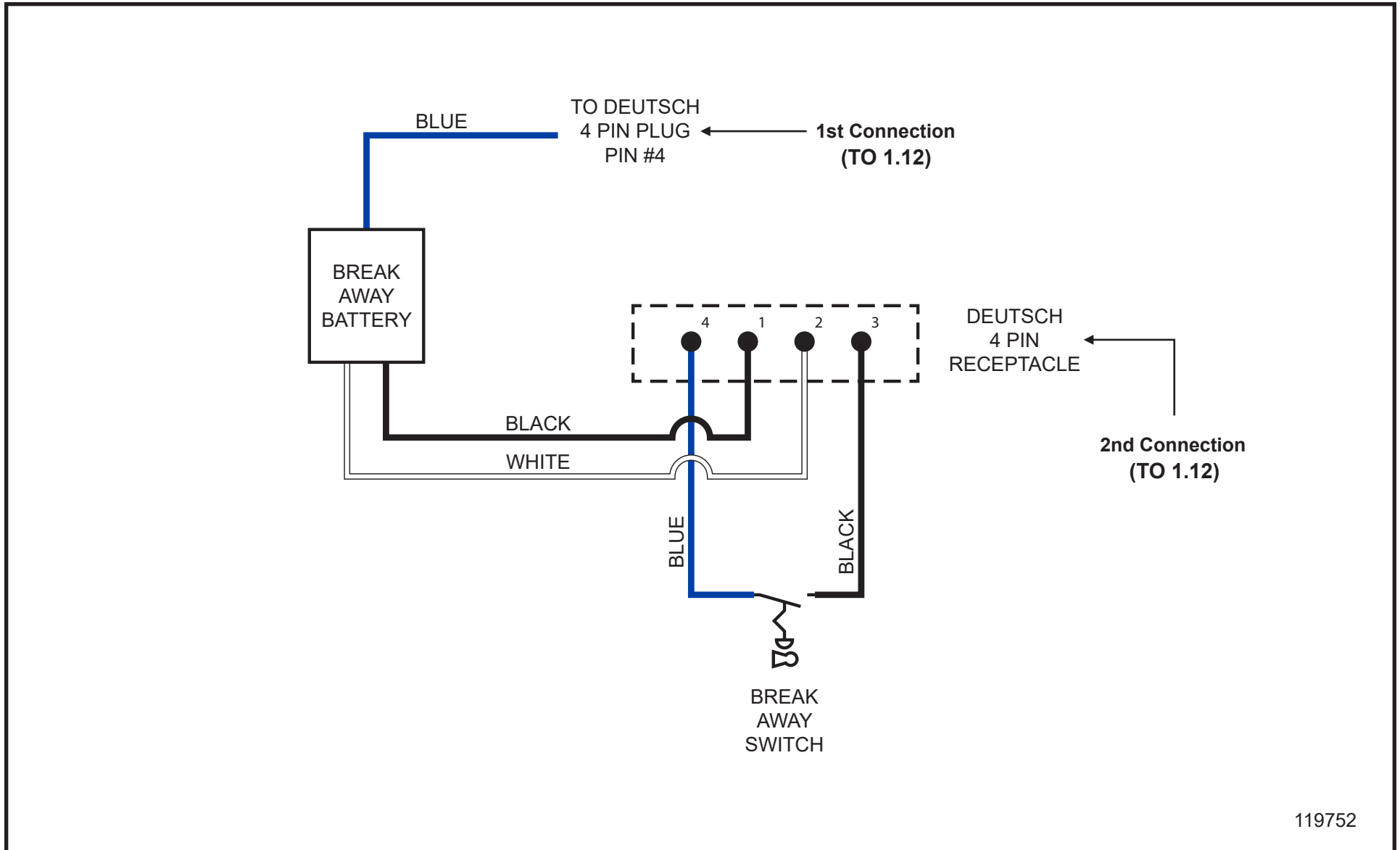


# MAXI-HEAT® 1MBTU

## 1.12 - Tail Light Harness Schematic



## 1.13 - Trailer Break Away Wire Harness Schematic



119752

# MAXI-HEAT® 1MBTU

**MAXI-HEAT® 1MBTU**



**1502 West 4th Avenue  
Holdrege, NE 68949**

**phone: (308) 995-4495 • toll free: (800) 562-1373  
fax: (308) 995-5887**

**[www.allmand.com](http://www.allmand.com)**