



**en Schematic Manual**  
**MAXI-POWER™ 15XR**

## TABLE OF CONTENTS

Tail Light and Electric Brake Harness Schematic (114032) .....	(1.1)
4/4 50/60Hz 11/15kW Generator Cord Schematic (115225) .....	(1.2)
CAT C1.5T Engine Harness Schematic (106553) .....	(1.3)
MP 15XR Deep Sea Control Harness Schematic (118347) .....	(1.4)
Low Fuel Sender Schematic (110089) .....	(1.5)
LSC or SLS Heated Fuel/Water Separator Schematic (105886) .....	(1.6)
Single Battery Charger Schematic (120199) .....	(1.7)
2-GFCI, 2-30A Twistlock, 2-50A Twistlock 15kW Outlet Schematic (118325) .....	(1.8)
2-GFCI, 2-30A Twistlock, 2-50A RV 15kW Outlet Schematic (118326) .....	(1.9)
2-GFCI, 2-30A RV, 2-50A RV 15/20kW Outlet Schematic (117461) .....	(1.10)
Shocker Valve Harness Schematic (106156) .....	(1.11)

# MAXI-POWER™ 15XR

## WIRE SCHEMATIC PAGE CONNECTION TABLE

Schematic Page	1st Connection Page(s)	2nd Connection Page(s)	3rd Connection Page(s)	4th Connection Page(s)
Tail Light and Electric Brake Harness Schematic (1.1)	n/a	n/a	n/a	n/a
4/4 50/60Hz 11/15kW Generator Cord Schematic (1.2)	(1.4-5th)	(1.8-1st), (1.9-1st), or (1.10-1st)	(1.8-2nd), (1.9-2nd), or (1.10-2nd)	n/a
CAT C1.5T Engine Harness Schematic (1.3)	(1.4-1st)	(1.4-2nd)	(1.4-3rd)	(1.4-4th)
MP 15XR Deep Sea Control Harness Schematic (1.4)	(1.3-1st)	(1.3-2nd)	(1.3-3rd)	(1.3-4th)

Schematic Page	5th Connection Page(s)	6th Connection Page(s)	7th Connection Page(s)	8th Connection Page(s)
CAT C1.5T Engine Harness Schematic (1.3)	(1.4-6th)	(1.5-1st)	n/a	n/a
MP 15XR Deep Sea Control Harness Schematic (1.4)	(1.2-1st)	(1.3-5th)	(1.6-1st)	(1.6-2nd)

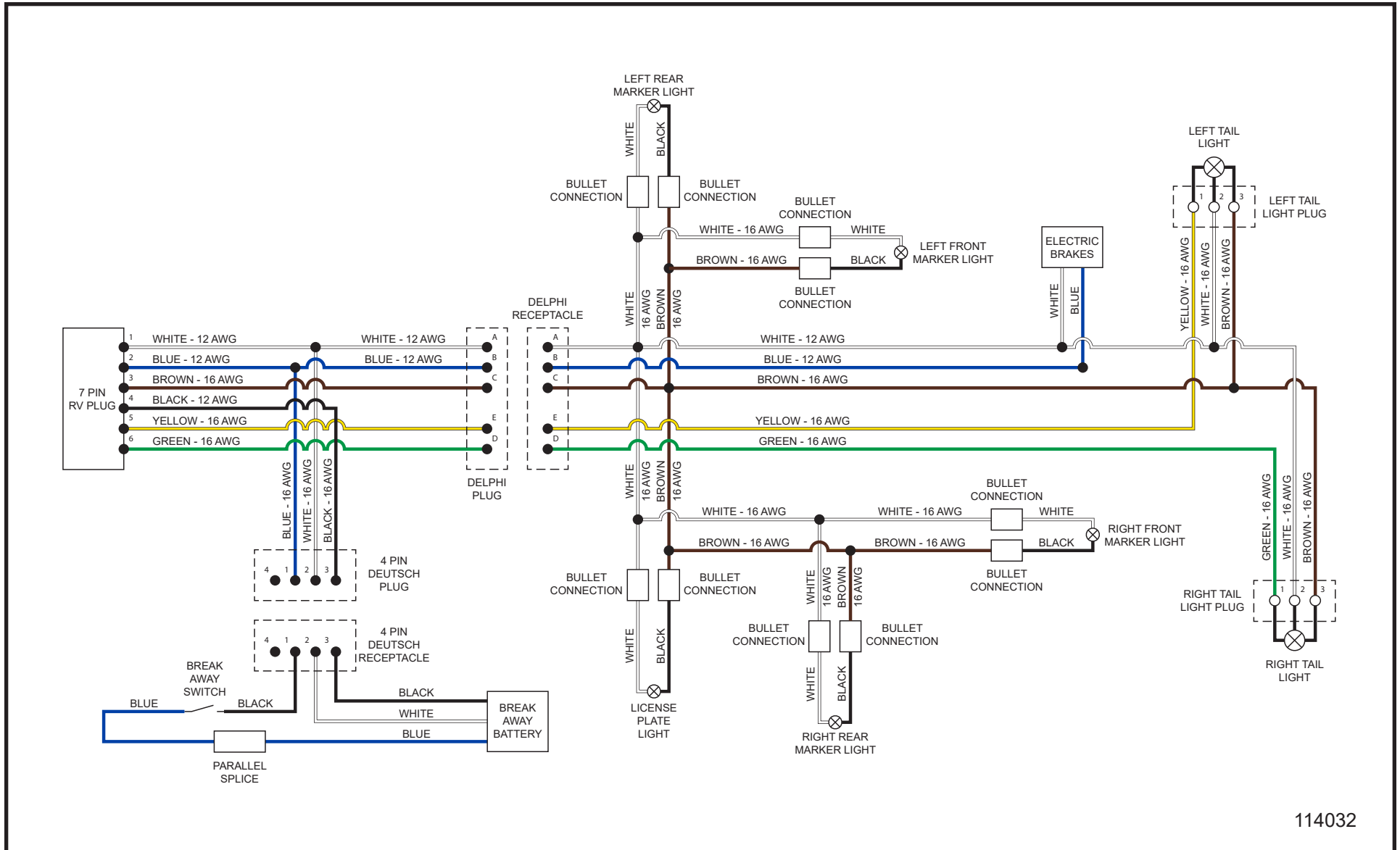
Schematic Page	1st Connection Page(s)	2nd Connection Page(s)	3rd Connection Page(s)	4th Connection Page(s)
Low Fuel Sender Schematic (1.5)	(1.3-6th)	n/a	n/a	n/a
LSC or SLS Heated Fuel/Water Separator Schematic (1.6)	(1.4-7th)	(1.4-8th)	n/a	n/a

## WIRE SCHEMATIC PAGE CONNECTION TABLE

Schematic Page	1st Connection Page(s)	2nd Connection Page(s)	3rd Connection Page(s)	4th Connection Page(s)
Single Battery Charger Schematic (1.7)	n/a	n/a	n/a	n/a
2-GFCI, 2-30A Twistlock, 2-50A Twistlock 15kW Outlet Schematic (1.8)	(1.2-2nd)	(1.2-3rd)	n/a	n/a
2-GFCI, 2-30A Twistlock, 2-50A RV 15kW Outlet Schematic (1.9)	(1.2-2nd)	(1.2-3rd)	n/a	n/a
2-GFCI, 2-30A RV, 2-50A RV 15/20kW Outlet Schematic (1.10)	(1.2-2nd)	(1.2-3rd)	n/a	n/a
Shocker Valve Harness Schematic (1.11)	n/a	n/a	n/a	n/a

# MAXI-POWER™ 15XR

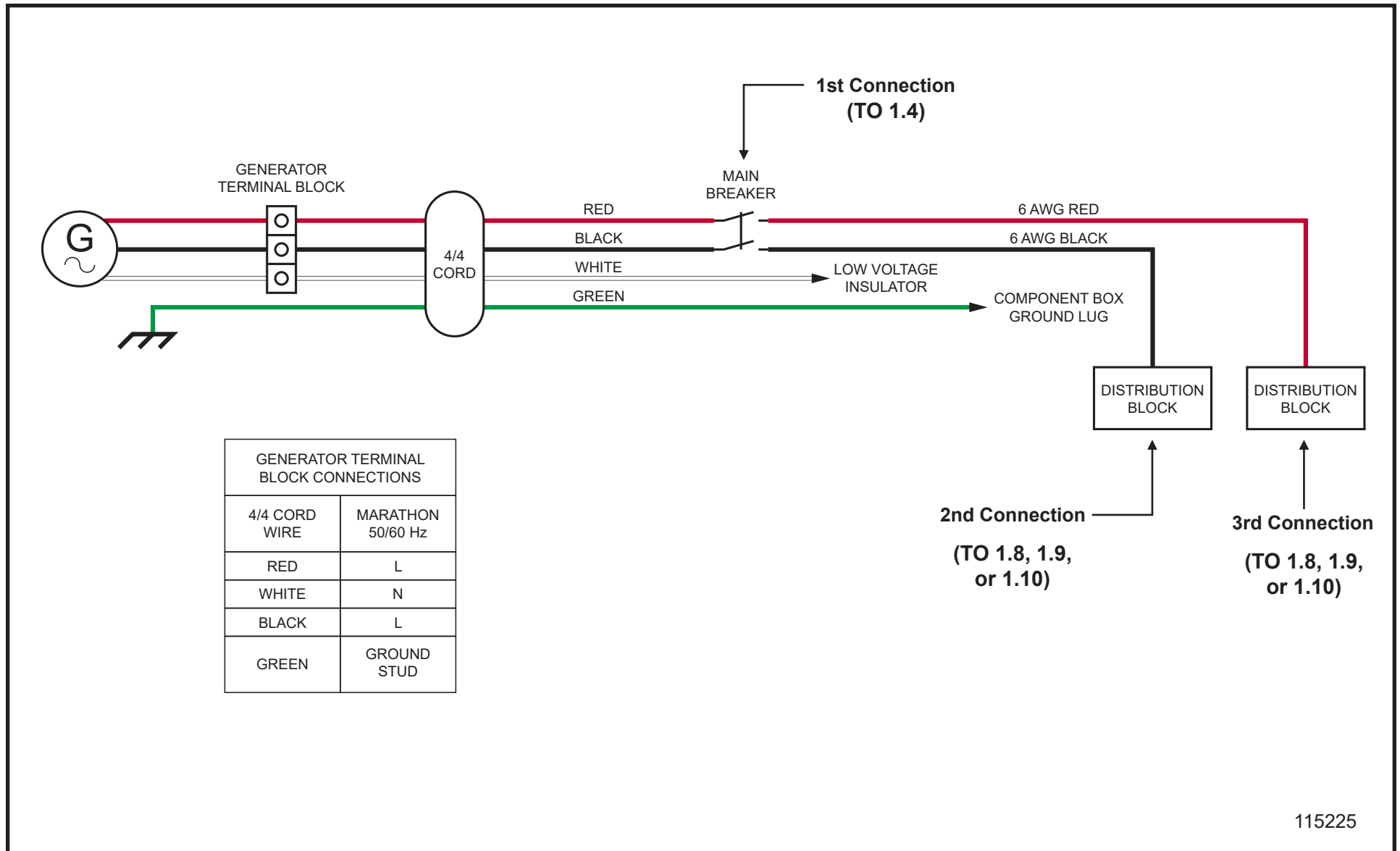
## 1.1 - Tail Light and Electric Brake Harness Schematic



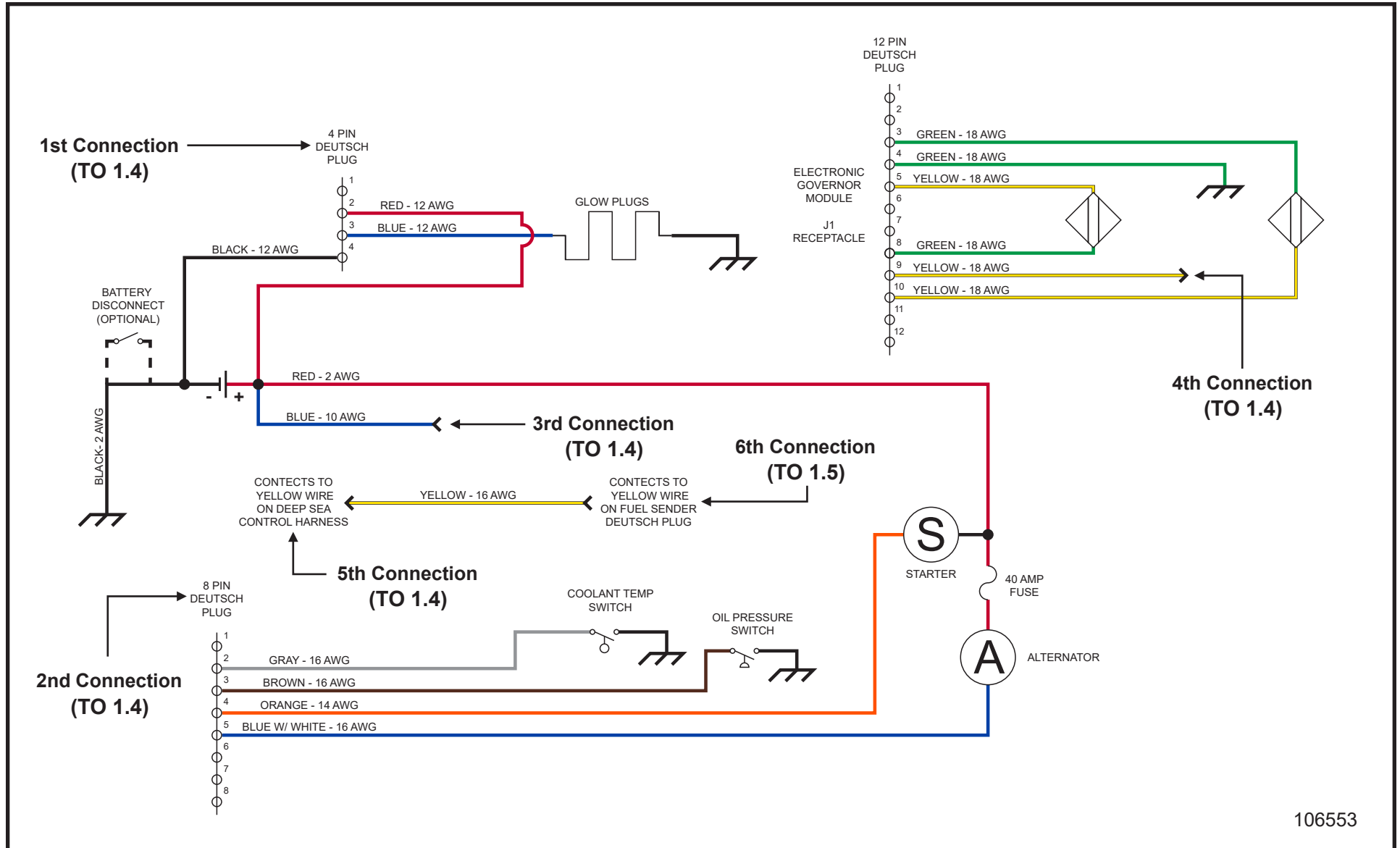
114032

# MAXI-POWER™ 15XR

## 1.2 - 4/4 50/60Hz 11/15kW Generator Cord Schematic



## 1.3 - CAT C1.5T Engine Harness Schematic

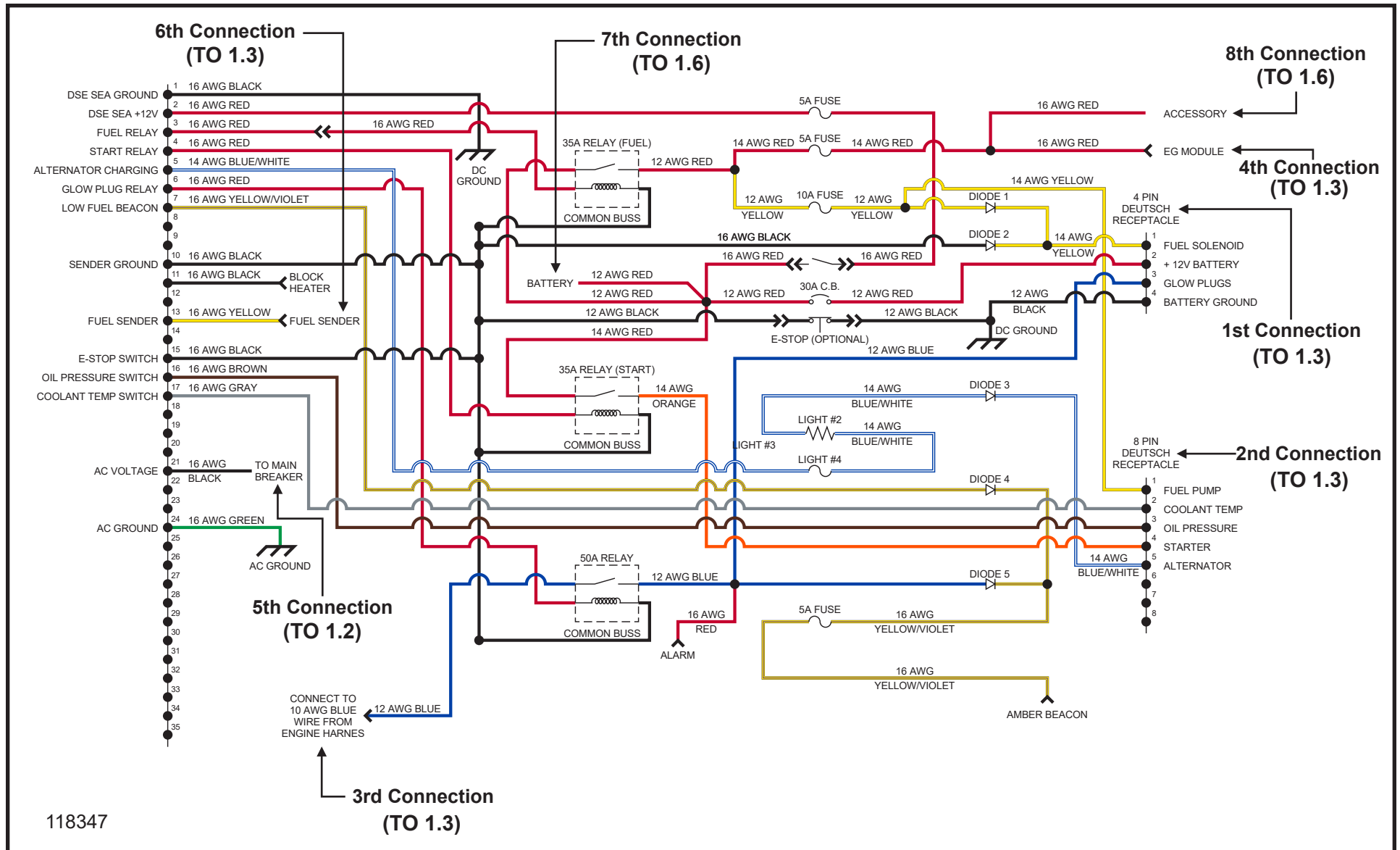


106553



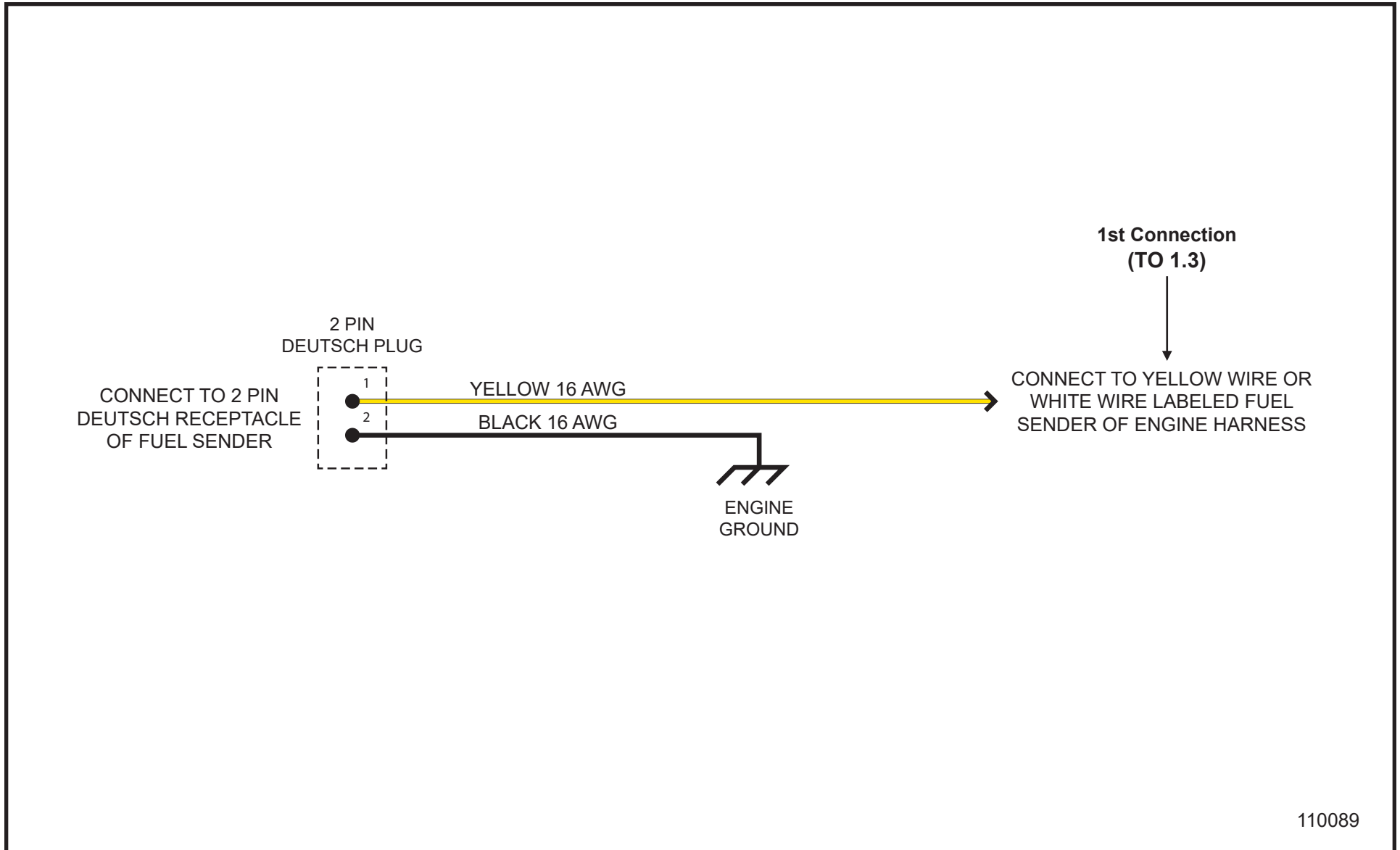
# MAXI-POWER™ 15XR

## 1.4 - MP 15XR Deep Sea Control Harness Schematic



118347

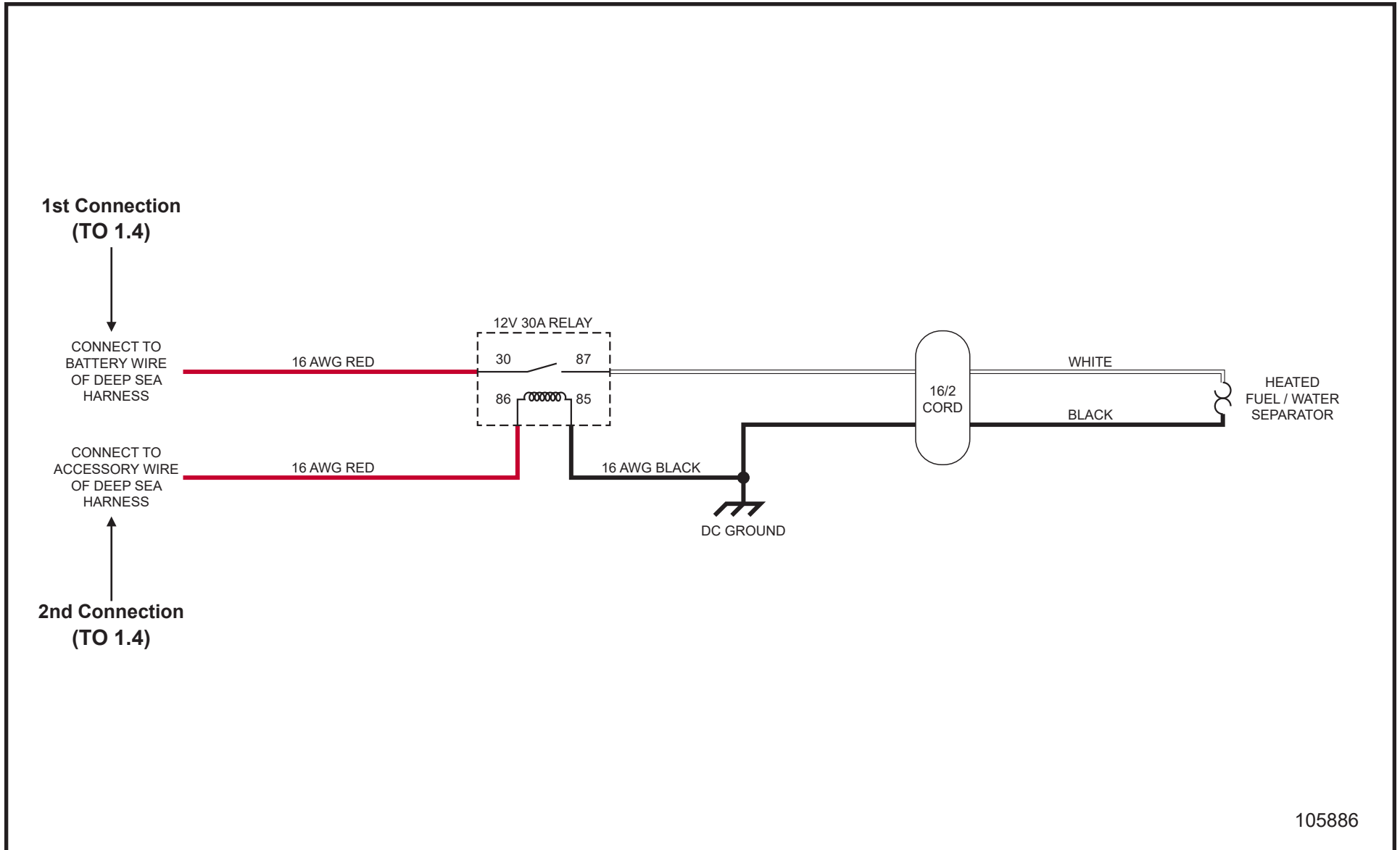
## 1.5 - Low Fuel Sender Schematic



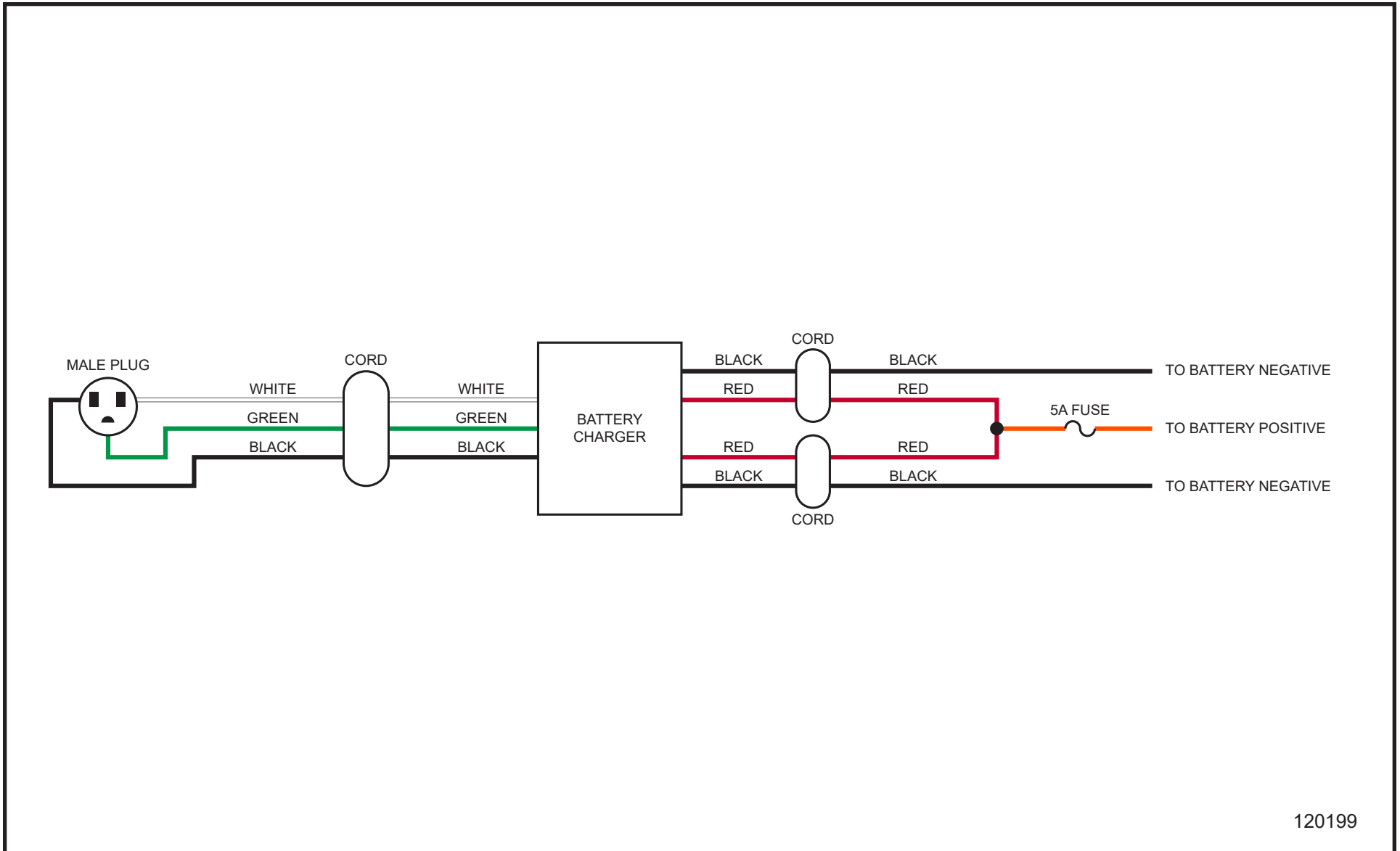
110089

# MAXI-POWER™ 15XR

## 1.6 - LSC or SLS Heated Fuel/Water Separator Schematic



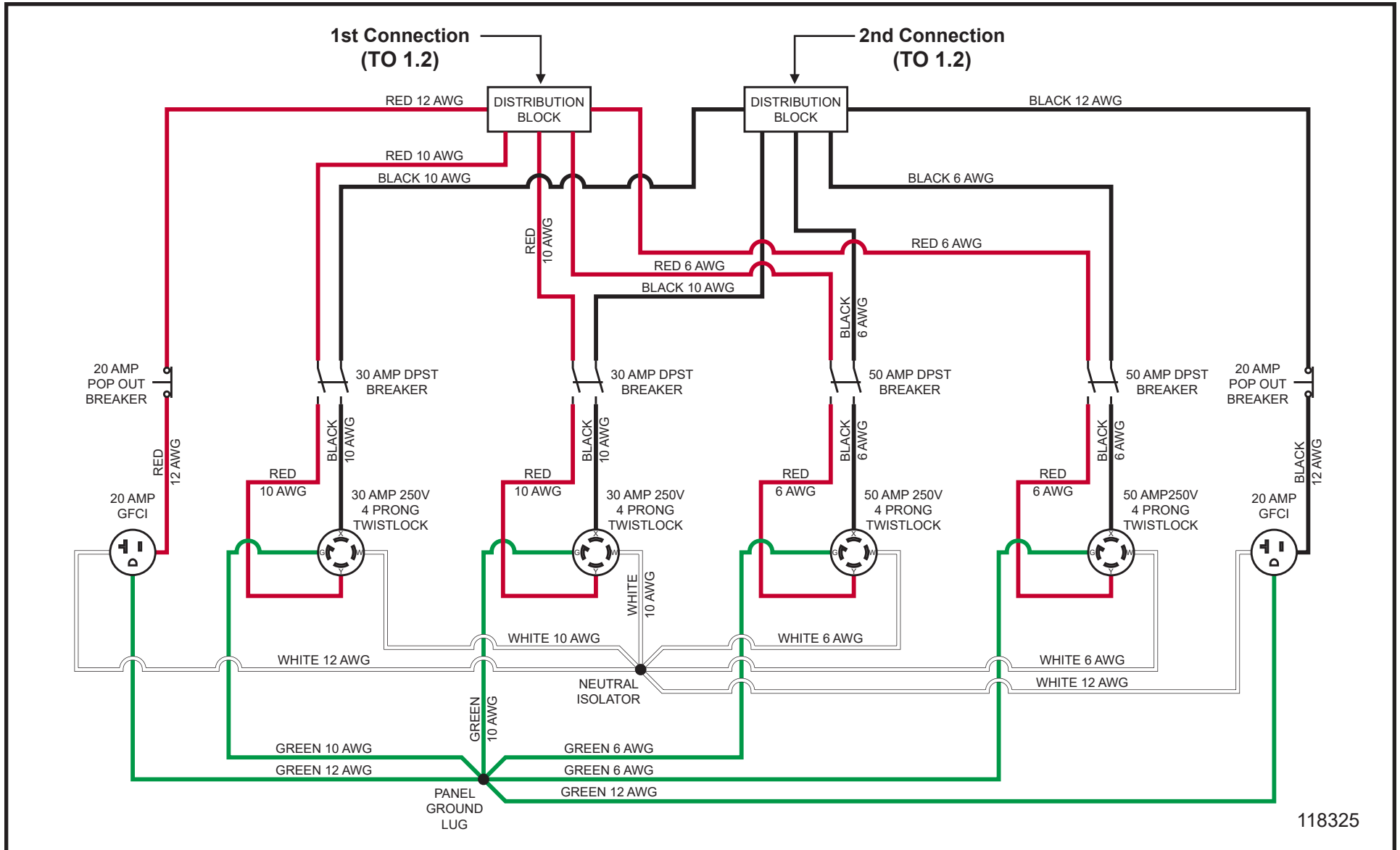
## 1.7 - Single Battery Charger Schematic



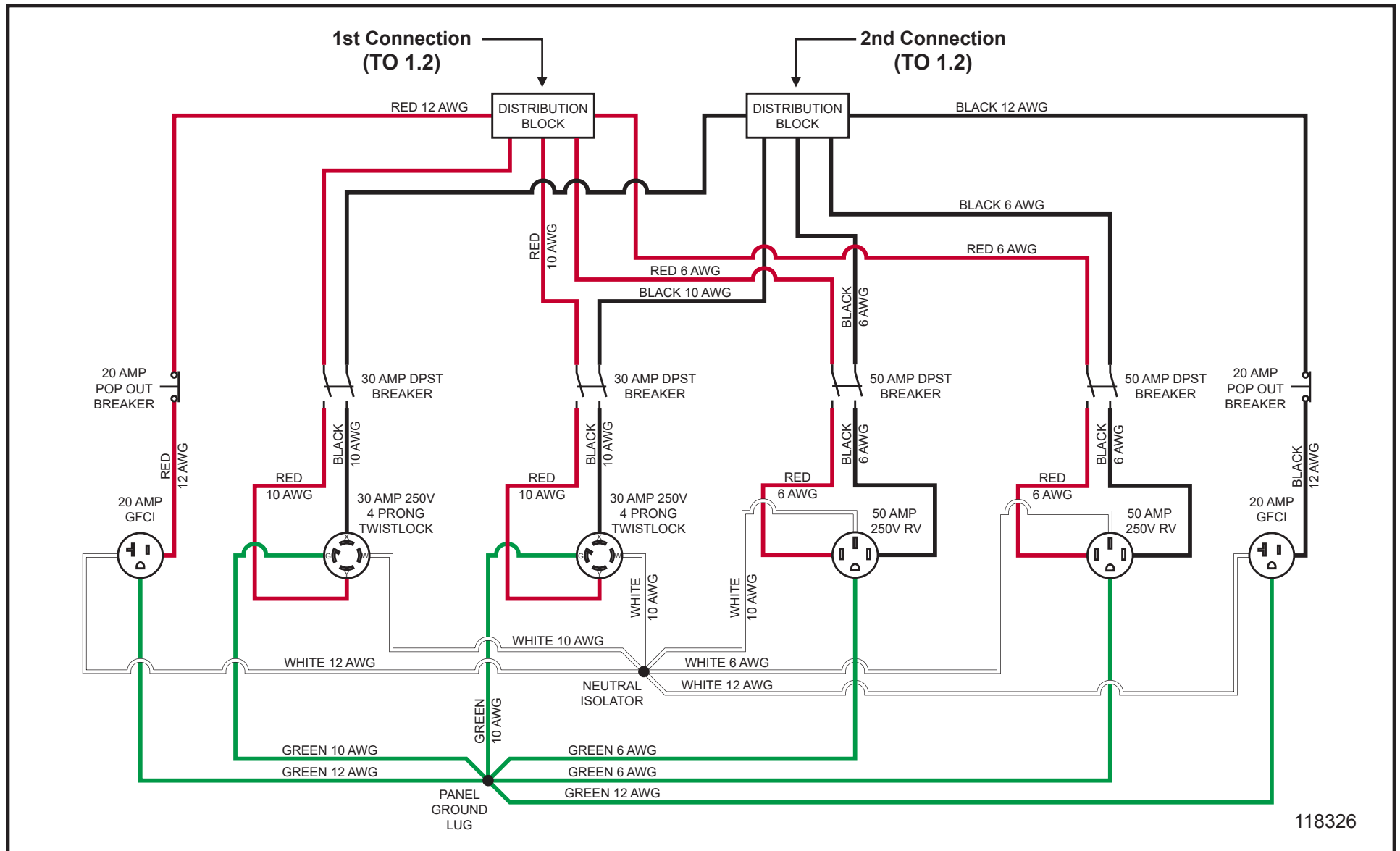
120199

# MAXI-POWER™ 15XR

## 1.8 - 2-GFCI, 2-30A Twistlock, 2-50A Twistlock 15kW Outlet Schematic

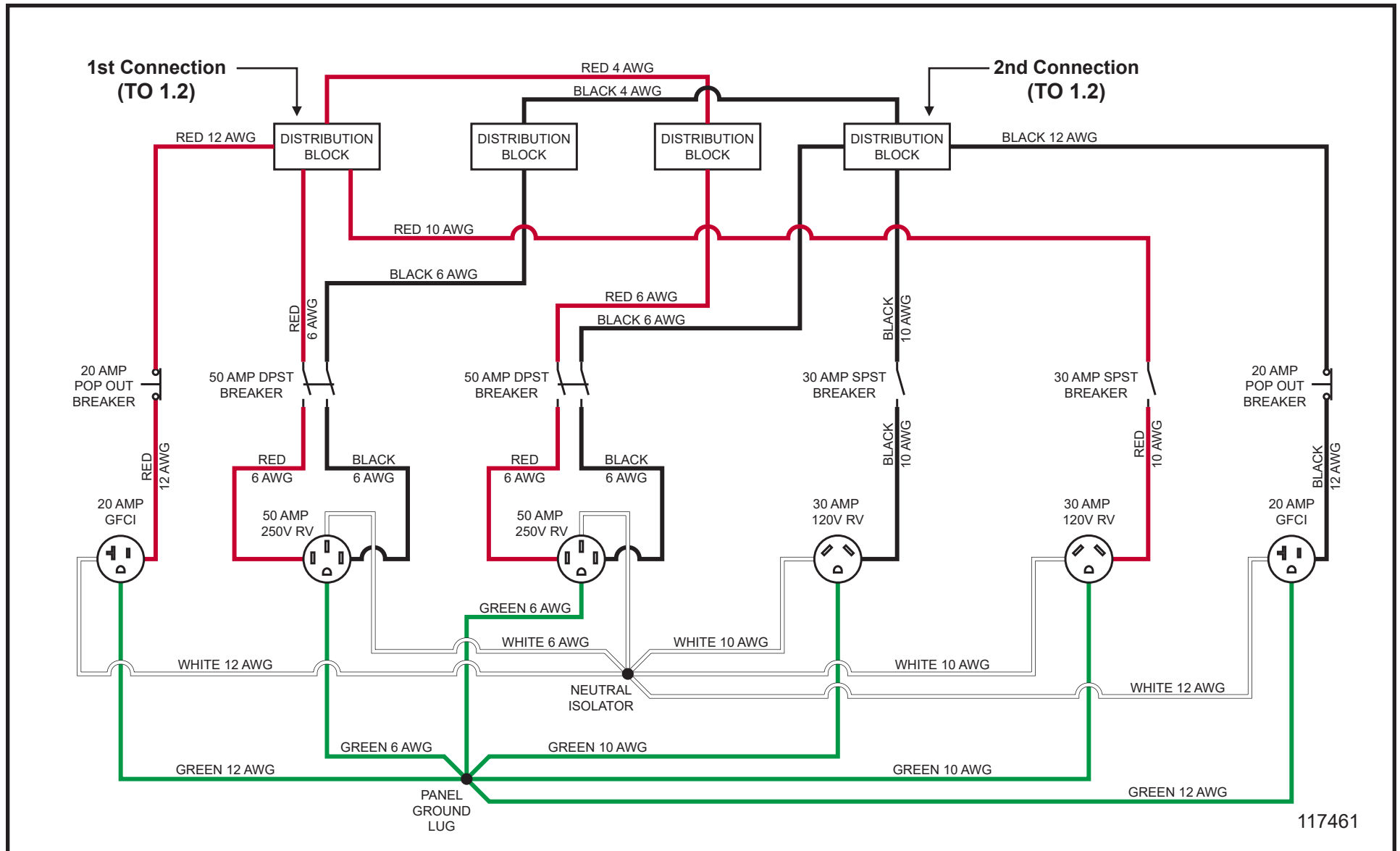


## 1.9 - 2-GFCI, 2-30A Twistlock, 2-50A RV 15kW Outlet Schematic

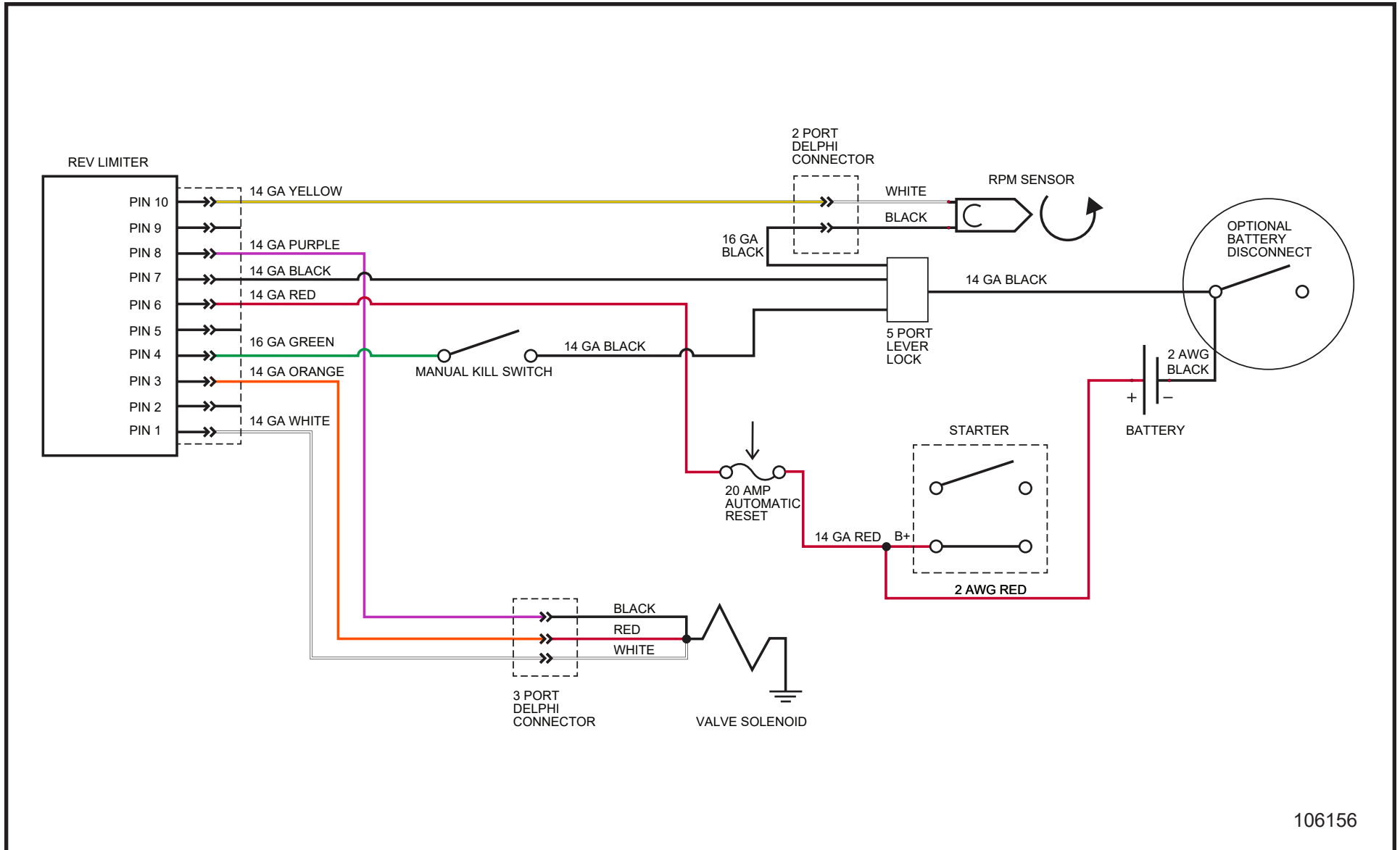


# MAXI-POWER™ 15XR

## 1.10 - 2-GFCI, 2-30A RV, 2-50A RV 15kW Outlet Schematic



## 1.11 - Shocker Valve Harness Schematic



106156



# MAXI-POWER™ 15XR

# MAXI-POWER™ 15XR



1502 West 4th Avenue  
Holdrege, NE 68949

phone: (308) 995-4495 • toll free: (800) 562-1373  
fax: (308) 995-5887

[www.allmand.com](http://www.allmand.com)